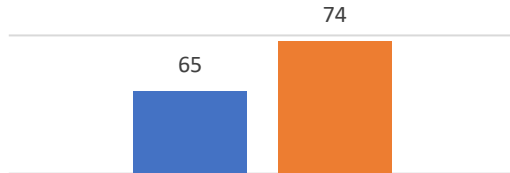




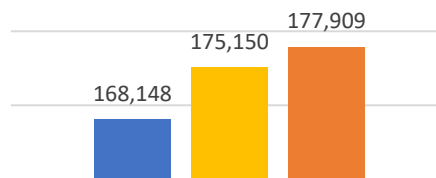
# MAKE NC COUNT C E N S U S 2 0 2 0

Mail-In Response Rate




■ 2000 Response ■ 2010 Response

Total Population

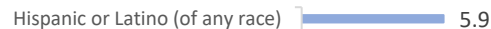


■ 2010 Total ■ 2012-2016 Total ■ 2020 Total

2012-2016 Race as a Percent of the Total



2012-2016 Hispanic or Latino Origin

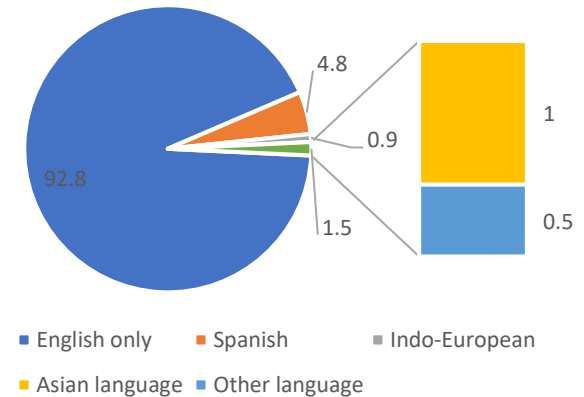


## Pitt County Counts

Total Population	175,150
Persons under 5 years (percent)	6.1
Persons 65 years and over (percent)	11.4
Median household income (in 2016 dollars)	42,308
Persons in poverty (percent)	24.5
High school graduate or higher (age 25+, percent)	88.8
Foreign-born persons (percent)	4.7

Language Spoken at Home

(Population 5 years and over)



The US Census is required by the Constitution. The once a decade count determines how many representatives North Carolina will have in Congress and where state, county, town, and other local districts are drawn.

The Census is the largest and most reliable picture of our communities and is vital to planning for future services like schools, streets and utilities, hospitals and clinics, shopping and more.

Census data brings your tax dollars back to your community.

More than \$1,623 per person in federal aid and \$205 in state aid are distributed annually in North Carolina based on the census count. CHIP, Medicare and Medicaid, SNAP (Food Stamps), Head Start, Foster Care and National School Lunch Program grants, and Highway planning and construction grants (including the NC Powell Bill) rely on census information.