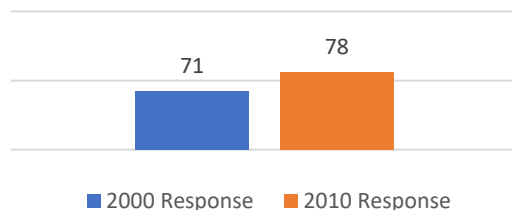


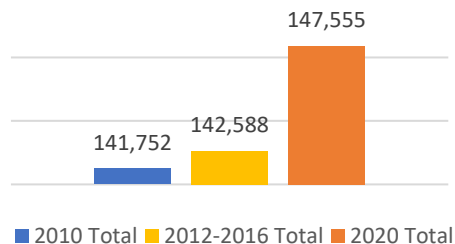


MAKE NC COUNT C E N S U S 2 0 2 0

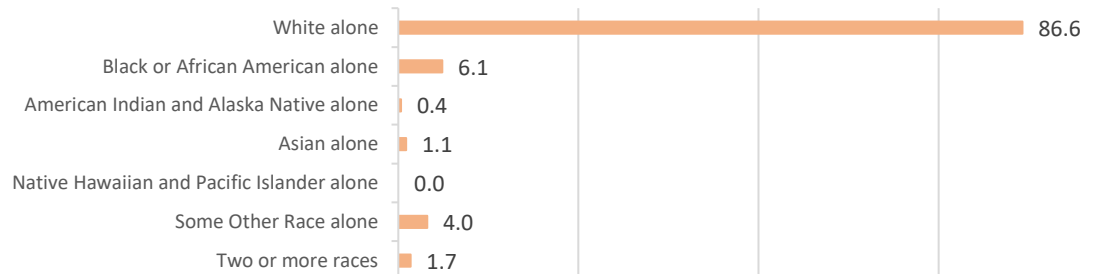
Mail-In Response Rate



Total Population



2012-2016 Race as a Percent of the Total



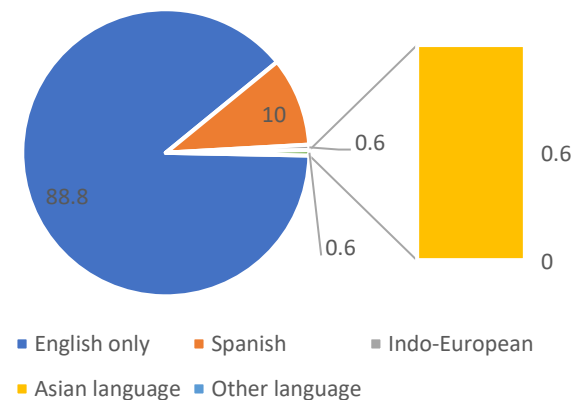
2012-2016 Hispanic or Latino Origin



Randolph County Counts

Total Population	142,588
Persons under 5 years (percent)	5.8
Persons 65 years and over (percent)	16.1
Median household income (in 2016 dollars)	43,010
Persons in poverty (percent)	16.9
High school graduate or higher (age 25+, percent)	80
Foreign-born persons (percent)	6.4

Language Spoken at Home
(Population 5 years and over)



The US Census is required by the Constitution. The once a decade count determines how many representatives North Carolina will have in Congress and where state, county, town, and other local districts are drawn.

The Census is the largest and most reliable picture of our communities and is vital to planning for future services like schools, streets and utilities, hospitals and clinics, shopping and more.

Census data brings your tax dollars back to your community.

More than \$1,623 per person in federal aid and \$205 in state aid are distributed annually in North Carolina based on the census count. CHIP, Medicare and Medicaid, SNAP (Food Stamps), Head Start, Foster Care and National School Lunch Program grants, and Highway planning and construction grants (including the NC Powell Bill) rely on census information.