



Public Schools of North Carolina

2017-18 Charter Schools Performance Framework Report

NC State Board of Education
October 2019 Meeting
Mr. Dave Machado, Executive Director
NC Office of Charter Schools

Overview

- **Performance Framework Process**
- **State Board of Education (SBE) Strategic Plan**
 - Analysis of goals versus actuals
- **2018 Performance Framework**
 - Overall compliance percentages



What is the Performance Framework?

- **Standard tool** for reporting progress towards achieving goals outlined in the SBE Strategic Plan
- **Consolidated view** of charter school performance
- **Monitoring tool** for charter school academic, operational, and financial accountability
- Measures are **governed by** SBE policy, the charter agreement, and general statute



Performance Framework Process

When



- Annual reporting
- Collection and reviews occur throughout the school year

Where



- Virtual collection of documents through Epicenter
- Interagency and external department cooperation

Who



- OCS staff review over 3,000 school/board submitted documents
- NCDPI divisions and external agencies provide remaining measures (e.g. FBS, EC, Accountability, DHHS, Federal Programs)
- Report provided to CSAB, SBE, and public stakeholders

* CSAB = Charter Schools Advisory Board *OCS = Office of Charter Schools



2018 Charter School Performance Framework

SCHOOL NAME:

LEA CODE:

GRADE SPAN:

A. Operational Annual Monitoring Criteria

MEASURE	CRITERIA	STATUS
A1	The NC Report Card and Letter Grade are prominently displayed on the school's website and schools with D/F have sent letter to notify parents.	
A2	The school has an assigned administrator in the Education Value-Added Assessment System (EVAAS).	
A3	The school meets the required number of instructional hours or days in accordance with State law.	
A4	The school adheres to all testing and accountability policies for state assessments.	
A5	The school implements mandated programming as a result of state or federal requirements.	
	Title I	
	Title II	
	EC	
	School Nutrition	
	ELL	
A6	The school follows student admissions and lottery requirements as stated in North Carolina General Statute, State Board of Education Policy, and the signed charter agreement.	
A7	The school's official funded ADM is within 10% of the projected ADM.	
A8	The non-profit board has a current grievance policy.	
A9	The non-profit board has a current conflict of interest policy that complies with G.S. 115C-218.15.	
A10	The non-profit board has a current nepotism policy.	
A11	A quorum of the non-profit board of directors meets no less than 8 times a year (including annual meeting).	
A12	The majority of the non-profit board members have primary residence in North Carolina.	
A13	There is evidence of current fire inspections and related records.	
A14	The school has a viable certificate of occupancy or other required building use authorization.	

MEASURE	CRITERIA	STATUS
A15	The non-profit board holds current, active civil and liability insurance with the minimum coverage as defined in the signed charter agreement.	
A16	The non-profit board has a criminal history check policy that mirrors the LEA in which the school is located.	
A17	The school is compliant with all student health and safety requirements as defined in General Statute, SBE Policy, or the signed charter agreement.	
A18	The school is compliant with teacher licensure percentage requirements by maintaining at least 50% of teachers licensed from December 31 through the end of the school calendar year in accordance with SBE Policy.	
A19	The charter school is compliant with the annual EMO/CMO public records request.	
A20	The charter school is compliant with maintaining the required dissolutions funds as required by G.S. 115C-218.100.	
A21	The school is compliant with the implementation of a School Improvement Plan submitted through NCStar.	

B. Operational Renewal Monitoring Criteria

MEASURE	CRITERIA	STATUS
B1	The school has graduation requirements that match the approved charter application or approved charter application amendments.	
B2	The school has student promotion requirements that match the approved charter application or approved charter application amendments.	
B3	The school is consistently implementing the mission and educational program in the approved charter application or approved charter application amendments.	
B4	The non-profit board operates in accordance with the approved charter application by-laws or approved charter application amended by-laws.	
B5	The non-profit board is compliant with Open Meetings Law.	
B6	The non-profit board is compliant with Public Records Requests.	
B7	The school maintains a discipline policy that is compliant with state and federal law and that is consistent with the approved charter application and approved charter application amendments.	



Performance Framework SBE Alignment

State Board of Education Strategic Plan

Goal 2

Every student has a personalized education

Objective
2.4

Increase the number of charter schools meeting academic, operational, and financial goals

Measure
2.4.3

Percentage of charter schools meeting or exceeding all financial and operational goals as measured by the Office of Charter Schools' performance framework



Academic Outcomes

D. Academic Outcomes

MEASURE	CRITERIA	STATUS	DATA
D1	The charter school has a School Performance Grade (SPG) of a C or better. ¹		
D2	The charter school met or exceeded expected growth.		
D3	The charter school is identified as a Low-Performing school.		
D4	The charter school is identified as a Continually Low-Performing school.		
D5	The charter school's Performance Composite GLP is comparable ² to the LEA.		
D6	The charter school's Performance Composite CCR is comparable ² to the LEA.		
D7	Female Subgroup Grade Level Proficiency		
D8	Male Subgroup Grade Level Proficiency		
D9	Black Subgroup Grade Level Proficiency		
D10	White Subgroup Grade Level Proficiency		
D11	Hispanic Subgroup Grade Level Proficiency		
D12	American Indian Subgroup Grade Level Proficiency		
D13	Economically Disadvantaged Subgroup Grade Level Proficiency		
D14	Exceptional Children Subgroup Grade Level Proficiency		
D15	Reading Performance Grade		
D16	Math Performance Grade		

¹Schools receiving a D or F rating are at-risk of Low Performing designation and must notify parents of School Performance Grade.

²Comparable as defined by the Charter School Advisory Board (CSAB) as being no more than 5% below the LEA on proficiency ratings.

Academic Outcomes are reported on each school's individual Performance Framework Report. Academic Outcomes data comes directly from the state's authoritative source – NCDPI Accountability.



SBE Academic Measures

2015-16		2016-17		2017-18	
2.4.1 – Percentage of charter schools receiving a School Performance Grade of an A or B					
Target	Actual	Target	Actual	Target	Actual
*	*	*	*	43.5%	41.7%
2.4.2 – Percentage of charter schools meeting or exceeding expected annual growth					
Target	Actual	Target	Actual	Target	Actual
75%	70.4%	75%	70.1%	75%	68.5%

* Starting with the 2017-18 academic year, charter school proficiency began to be measured the same as traditional public schools.



Academic Measures: School Performance Grades

	2014 – 15		2015 – 16		2016 – 17		2017 - 18	
Grade	Number	Percentage	Number	Percentage	Number	Percentage	Number	Percentage
A ^{+NG}	12	8.5%	12	7.7%	11	6.7%		
A	7	4.9%	5	3.2%	5	3.1%	15	8.9%
B	50	35.2%	45	29.0%	55	33.7%	55	32.7%
C	31	21.8%	50	32.3%	51	31.3%	60	35.7%
D	24	16.9%	29	18.7%	28	17.2%	29	17.4%
F	18	12.7%	14	9.0%	13	8.0%	8	4.8%
Total	142		155		163		167	

*Due to rounding, the percent of schools may not total 100%.

*Total number of schools reflect performance grades given to charters in the given year, schools that follow the Alternative Accountability Model or do not serve tested grades may not be included in the total.



Academic Measures: School Performance Grades

	2014 – 15	2015 – 16	2016 – 17	2017 – 18
Percentage of C or Better Charter Schools	70.4%	72.3%	74.8%	77.8%
Percentage of D and F Charter Schools	29.6%	27.7%	25.2%	22.2%



Academic Measures: GLP Subgroup Outcomes

	D7 Female	%	D8 Male	%	D9 Black	%	D10 White	%
Met	113	66.5%	119	70.4%	110	66.3%	100	63.3%
Not met	57	33.5%	50	29.6%	56	33.7%	58	36.7%
Total	170	100%	169	100%	166	100%	158	100%
N/A	2	172	3	172	6	172	14	172

	D11 Hispanic	%	D12 American Indian	%	D13 EDS	%	D14 EC	%
Met	139	82.7%	49	62.8%	127	75.1%	138	81.7%
Not met	29	17.3%	29	37.2%	42	24.9%	31	18.3%
Total	168	100%	78	100%	169	100%	169	100%
N/A	4	172	94	172	3	172	3	172

GLP = 3 or above on EOG/EOC assessments

Comparable = no more than five percent (5%) the local LEA's proficiency score



Operational and Financial Outcomes

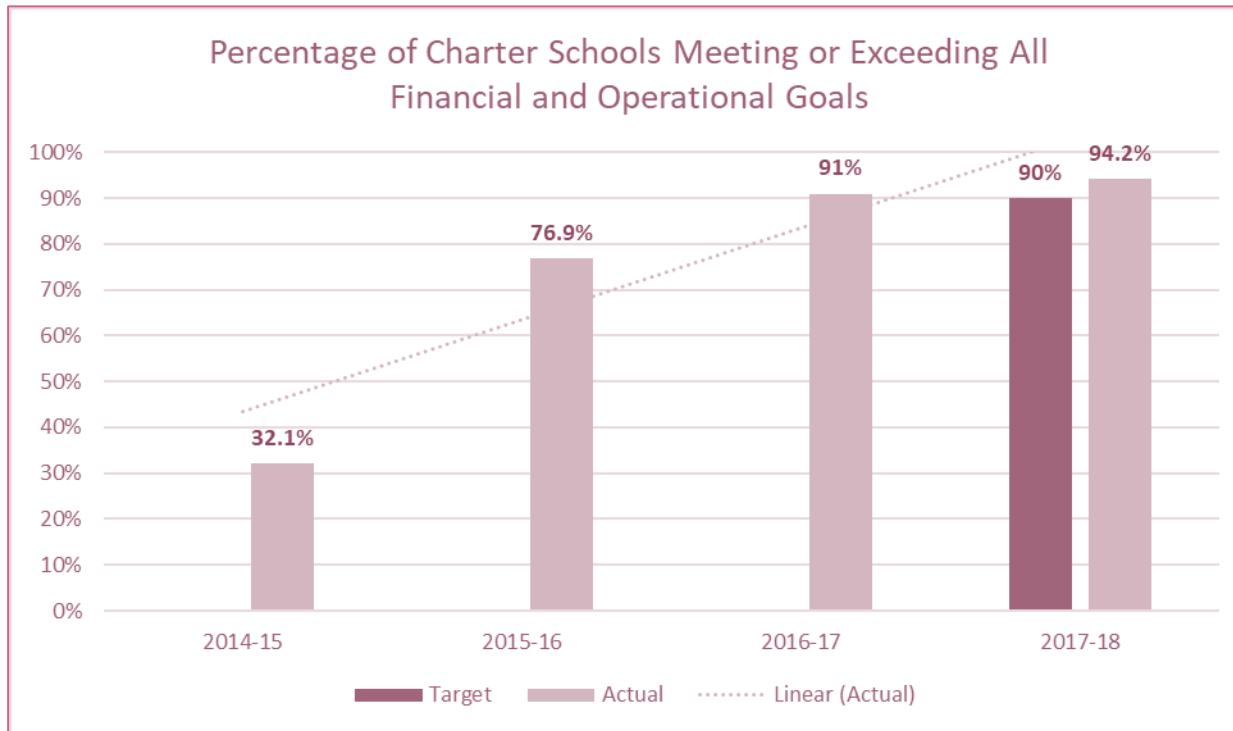
SBE Operational and Financial Measures

- Measure 2.4.3: Percentage of charter schools meeting or exceeding all financial and operational goals as measured by the Office of Charter Schools' Performance Framework.
- All charter schools were measured on a maximum of 19 criteria for operational and 1 criteria for financial.



SBE Operational and Financial Measures

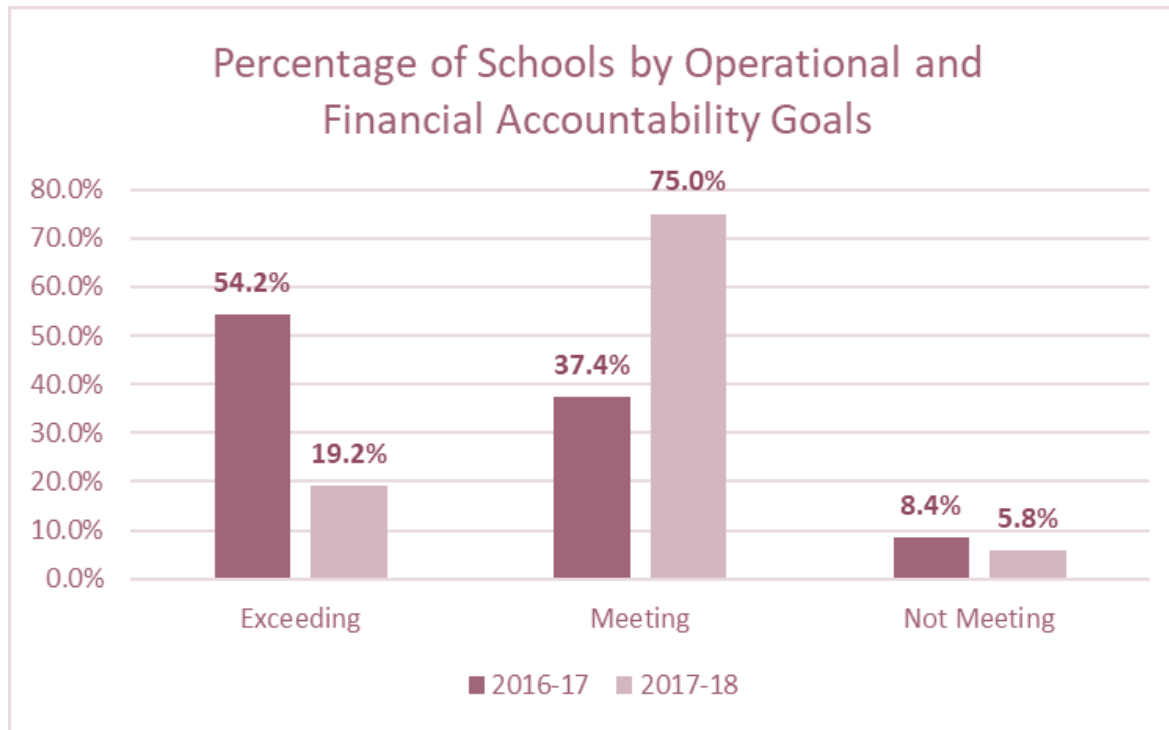
- Measure 2.4.3: Percentage of charter schools meeting or exceeding all financial and operational goals as measured by the Office of Charter Schools' Performance Framework.



Meet = 80% or above all operational and financial measures

Exceed = 100% operational and financial measures met

SBE Operational and Financial Measures



Meet = 80% or above all operational and financial measures

Exceed = 100% operational and financial measures met

The shift from exceeding to meeting is due to more rigorous review of operational items.

94.2%, above the 90% target



Operational Measures for Renewal Schools

Results	2016-17 Framework		2017-18 Framework		Classification
	Number of Schools	Percent of Schools	Number of Schools	Percent of Schools	
100%	10	91%	31	91.2%	Exceeding Goals
80 - 99%	1	9%	3	8.8%	Meeting Goals
0 - 79%	0	0%	0	0%	Not Meeting Goals

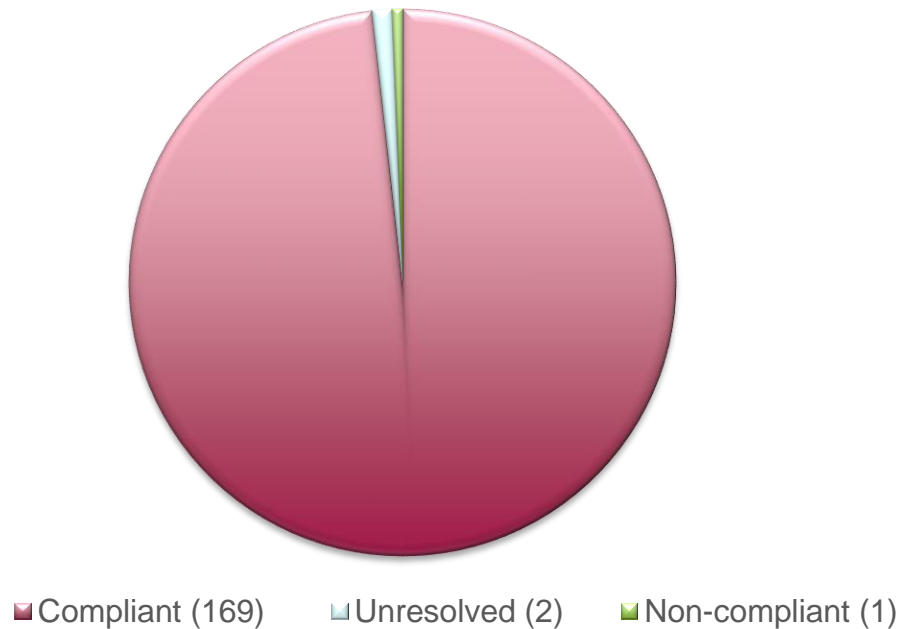
Meet = 80% or
above all renewal
measures

Exceed = 100%
renewal measures
met

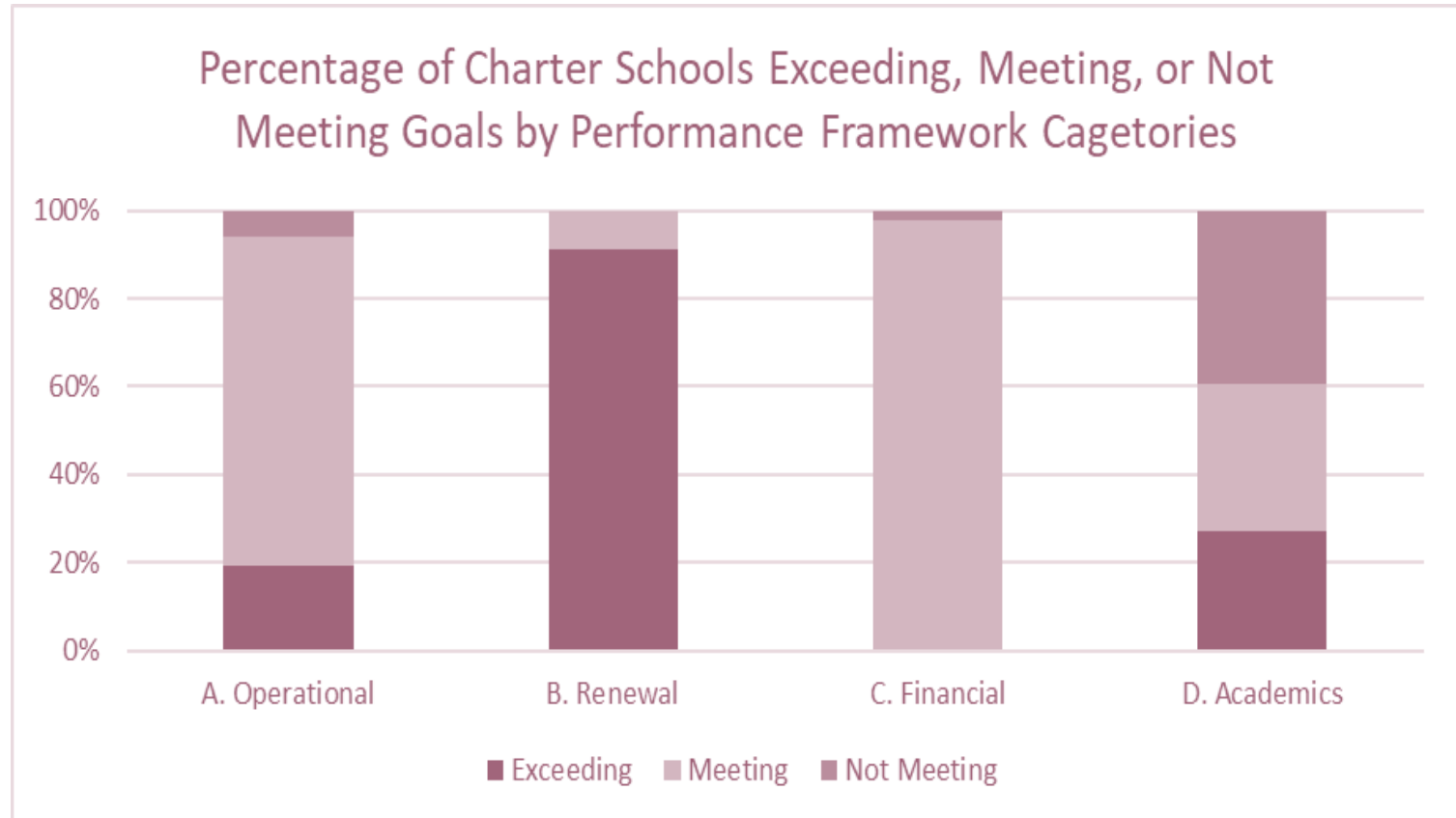


Financial Compliance

Measured against one criteria aligned to the SBE Policy CHTR-006 regarding charter school financial compliance.



Summary



Questions

Contact Information:

Mr. Dave Machado

NC Office of Charter Schools

Dave.Machado@dpi.nc.gov

919-807-3992

