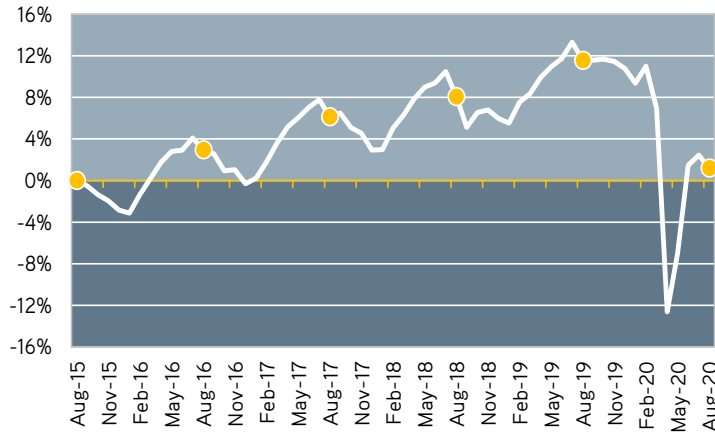


# LABOR MARKET OVERVIEW

## Regional Labor Market Snapshot

### Change in Employment since 2015\*



### Capital Area Region

Source: LAUS, Labor & Economic Analysis, NC Dept. of Commerce

## Trending

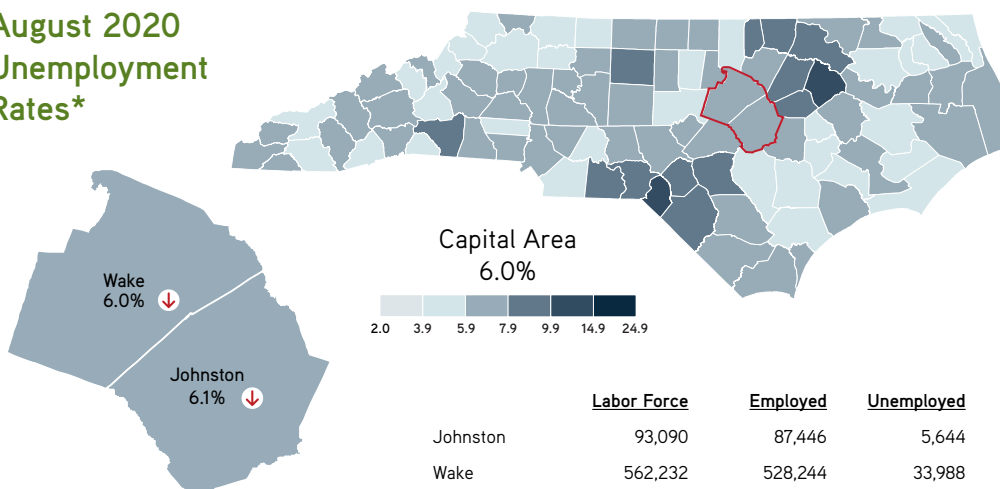
### UNEMPLOYMENT\*

August 2020

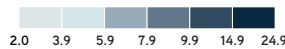
Capital Area Total = 39,632

	Current	Previous
Region	6.0%	7.9%
NC	6.8%	8.8%
US	8.5%	10.5%

### August 2020 Unemployment Rates\*



Capital Area  
6.0%



	Labor Force	Employed	Unemployed
Johnston	93,090	87,446	5,644
Wake	562,232	528,244	33,988

### REGIONAL EMPLOYMENT\*

Capital Area Total = 615,690

**5,443 Fewer People Working** in August than previous month

**62,465 Fewer People Working** than same period one year ago

### METRO JOB GROWTH\*

Raleigh Total = 596,900

**7,200 More Jobs** in August than previous month

**56,300 Fewer Jobs** than same period one year ago

### Who's Hiring

past 90 days from Sept. 19, 2020

WakeMed Health & Hospitals	561
Wake County Public School System	545
NC State University	359
Johnston County Public Schools	356
UNC Health Care System	338
UNC Rockingham Health Care	332
McDonald's Corporation	237
North Carolina State University	215

Source: DWS, NC Dept. of Commerce, NCWorks.gov

### What Jobs

past 90 days from Sept. 19, 2020

Registered Nurses	764
Combined Food Prep. & Serving Workers	599
First-Line Supervisors, Food Prep.	566
Retail Salespersons	535
Customer Service Representatives	531
Computer Programmers	463
Cashiers	366
First-Line Supervisors, Retail	323

Source: DWS, NC Dept. of Commerce, NCWorks.gov

\*August 2020 data are preliminary. Previous month's data are revised while all other data have undergone annual revision. All data produced in this publication are generated by LEAD unless otherwise stated. LEAD generated data are not seasonally adjusted.

This workforce product was funded by a grant awarded by the U.S. Department of Labor's Employment & Training Administration.

### TAXABLE RETAIL SALES

Capital Area Total = \$2,150,207,517

**10.3% Higher** than same period one year ago

Source: NC Dept. of Revenue  
Note: July 2020 data most current available at time of release.

### ONLINE JOB ADS

**51,299 Online Advertised Vacancies** reported in July

**6,113 Fewer Vacancies** than same period one year ago

Source: LEAD/The Conference Board  
Note: July 2020 data most current available at time of release.