

LABOR MARKET OVERVIEW

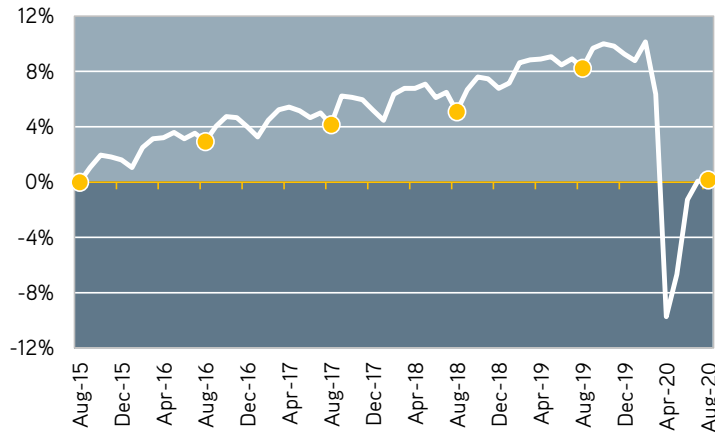


Regional Partnership Workforce Development Board

October 2020

Regional Labor Market Snapshot

Change in Employment since 2015*



Regional Partnership Region

Source: LAUS, Labor & Economic Analysis, NC Dept. of Commerce

Trending

UNEMPLOYMENT*

August 2020

Regional Partnership Total = 16,187

	Current	Previous
Region	6.1%	8.0%
NC	6.8%	8.8%
US	8.5%	10.5%

REGIONAL EMPLOYMENT*

Regional Partnership Total = 251,174

267 More People Working in August than previous month
20,247 Fewer People Working than same period one year ago

METRO JOB GROWTH*

Burlington Total = 60,400

1,300 More Jobs in August than previous month

Durham-Chapel Hill Total = 296,600

7,800 More Jobs in August than previous month

Greensboro-High Point Total = 330,500

5,500 More Jobs in August than previous month

TAXABLE RETAIL SALES

Regional Partnership Total = \$763,184,787

12.8% Higher than same period one year ago

Source: NC Dept. of Revenue
 Note: July 2020 data most current available at time of release.

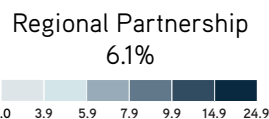
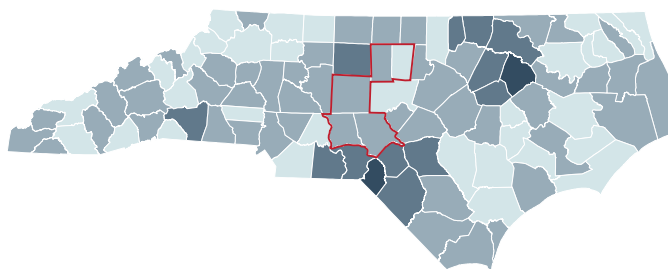
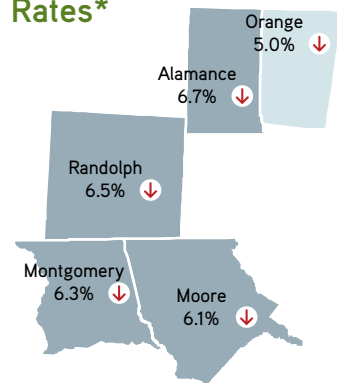
ONLINE JOB ADS

12,812 Online Advertised Vacancies reported in July

153 Fewer Vacancies than same period one year ago

Source: LEAD/The Conference Board
 Note: July 2020 data most current available at time of release.

August 2020 Unemployment Rates*



Who's Hiring

past 90 days from Sept. 19, 2020

• UNC at Chapel Hill	467
• UNC Health Care System	302
• UNC Rockingham Health Care	296
• Moore County Schools	271
• FirstHealth of the Carolinas, Inc.	254
• Alamance-Burlington School System	242
• Randolph County School System	186
• Carrols Corporation	164

Source: DWS, NC Dept. of Commerce, NCWorks.gov

What Jobs

past 90 days from Sept. 19, 2020

• Registered Nurses	448
• First-Line Supervisors, Food Prep.	257
• Combined Food Prep. & Serving Workers	239
• Retail Salespersons	200
• Clinical Nurse Specialists	196
• First-Line Supervisors, Retail	174
• Customer Service Representatives	170
• Cashiers	159

Source: DWS, NC Dept. of Commerce, NCWorks.gov

*August 2020 data are preliminary. Previous month's data are revised while all other data have undergone annual revision. All data produced in this publication are generated by LEAD unless otherwise stated. LEAD generated data are not seasonally adjusted.

This workforce product was funded by a grant awarded by the U.S. Department of Labor's Employment & Training Administration.

LABOR MARKET OVERVIEW

Regional Partnership Workforce Development Board

Civilian Labor Force Estimates*

		August 2020	July 2020	June 2020	August 2019
Alamance	Labor Force	79,078	80,809	78,649	82,566
	Employed	73,807	73,763	72,606	79,154
	Unemployed	5,271	7,046	6,043	3,412
	Rate	6.7	8.7	7.7	4.1
Orange	Labor Force	73,767	74,956	72,987	79,514
	Employed	70,111	69,956	68,688	76,633
	Unemployed	3,656	5,000	4,299	2,881
	Rate	5.0	6.7	5.9	3.6
Montgomery	Labor Force	11,097	11,376	11,049	11,550
	Employed	10,398	10,360	10,326	11,025
	Unemployed	699	1,016	723	525
	Rate	6.3	8.9	6.5	4.5
Moore	Labor Force	41,449	41,935	41,289	42,640
	Employed	38,925	38,571	38,294	40,863
	Unemployed	2,524	3,364	2,995	1,777
	Rate	6.1	8.0	7.3	4.2
Randolph	Labor Force	61,970	63,734	62,387	66,492
	Employed	57,933	58,257	57,624	63,746
	Unemployed	4,037	5,477	4,763	2,746
	Rate	6.5	8.6	7.6	4.1

*August 2020 data are preliminary. Previous month's data are revised while all other data have undergone annual revision. All data produced in this publication are generated by LEAD unless otherwise stated. LEAD generated data are not seasonally adjusted.

This workforce product was funded by a grant awarded by the U.S. Department of Labor's Employment and Training Administration. The product was created by the recipient and does not necessarily reflect the official position of the U.S. Department of Labor. The Department of Labor makes no guarantees, warranties, or assurances of any kind, express or implied, with respect to such information, including any information on linked sites and including, but not limited to, accuracy of the information or its completeness, timeliness, usefulness, adequacy, continued availability, or ownership. This product is copyrighted by the institution that created it. Internal use by an organization and/or personal use by an individual for non-commercial purposes is permissible. All other uses require the prior authorization of the copyright owner.

View other products from

