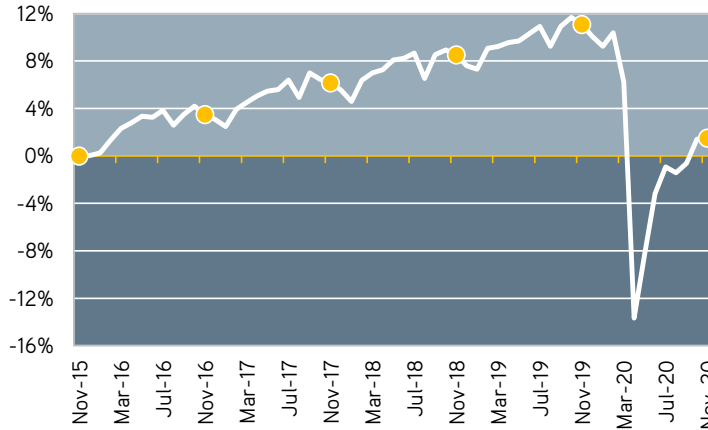


LABOR MARKET OVERVIEW

Regional Labor Market Snapshot

Change in Employment since 2015*



Mountain Area Region

Source: LAUS, Labor & Economic Analysis, NC Dept. of Commerce

Trending

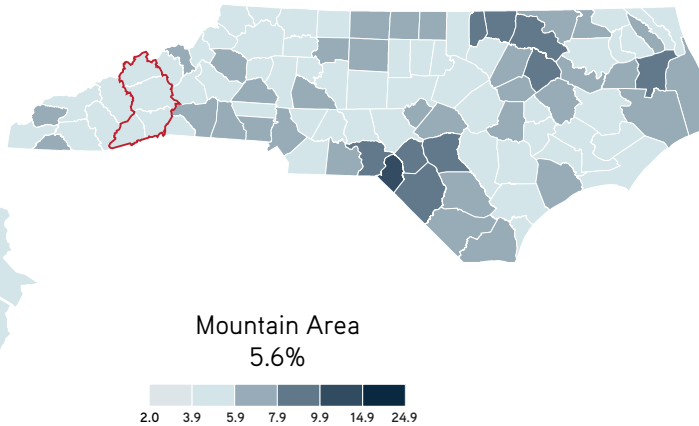
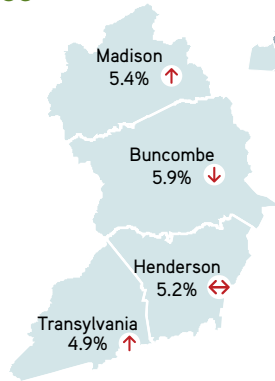
UNEMPLOYMENT*

November 2020

Mountain Area Total = 11,844

	Current	Previous
Region	5.6%	5.7%
NC	6.1%	6.0%
US	6.4%	6.6%

November 2020 Unemployment Rates*



REGIONAL EMPLOYMENT*

Mountain Area Total = 199,193

214 More People Working in November than previous month

18,784 Fewer People Working than same period one year ago

METRO JOB GROWTH*

Asheville Total = 181,600

1,000 More Jobs in November than previous month

19,700 Fewer Jobs than same period one year ago

Who's Hiring

past 90 days from Dec. 19, 2020

• Mission Health	413
• AdventHealth	251
• Pardee Hospital	176
• Henderson County Public Schools	125
• Lowe's Companies, Inc	101
• HCA Healthcare, Inc.	99
• Mars Hill University	79
• Advance Auto Parts, Inc.	66

Source: DWS, NC Dept. of Commerce, NCWorks.gov

What Jobs

past 90 days from Dec. 19, 2020

• Registered Nurses	884
• Retail Salespersons	193
• Combined Food Prep. & Serving Workers	174
• First-Line Supervisors, Food Prep.	173
• General & Operations Managers	154
• Nursing Assistants	146
• Customer Service Representatives	125
• First-Line Supervisors, Retail	122

Source: DWS, NC Dept. of Commerce, NCWorks.gov

*November 2020 data are preliminary. Previous month's data are revised while all other data have undergone annual revision. All data produced in this publication are generated by LEAD unless otherwise stated. LEAD generated data are not seasonally adjusted.

This workforce product was funded by a grant awarded by the U.S. Department of Labor's Employment & Training Administration.

TAXABLE RETAIL SALES

Mountain Area Total = \$694,972,144

3.2% Higher

than same period one year ago

Source: NC Dept. of Revenue
Note: October 2020 data most current available at time of release.

ONLINE JOB ADS

4,719 Online Advertised Vacancies reported in October

33 Fewer Vacancies than same period one year ago

Source: LEAD/The Conference Board
Note: October 2020 data most current available at time of release.

LABOR MARKET OVERVIEW

Mountain Area Workforce Development Board

Civilian Labor Force Estimates*

		November 2020	October 2020	September 2020	November 2019
Buncombe	Labor Force	134,701	134,544	133,759	143,075
	Employed	126,799	126,415	123,869	139,326
	Unemployed	7,902	8,129	9,890	3,749
	Rate	5.9	6.0	7.4	2.6
Henderson	Labor Force	52,342	52,265	51,603	56,053
	Employed	49,622	49,538	48,493	54,452
	Unemployed	2,720	2,727	3,110	1,601
	Rate	5.2	5.2	6.0	2.9
Madison	Labor Force	9,642	9,613	9,498	10,331
	Employed	9,120	9,103	8,914	10,013
	Unemployed	522	510	584	318
	Rate	5.4	5.3	6.1	3.1
Transylvania	Labor Force	14,352	14,608	14,511	14,651
	Employed	13,652	13,923	13,742	14,186
	Unemployed	700	685	769	465
	Rate	4.9	4.7	5.3	3.2

November 2020 data a*November 2020 data are preliminary. Previous month's data are revised while all other data have undergone annual revision. All data produced in this publication are generated by LEAD unless otherwise stated. LEAD generated data are not seasonally adjusted.

This workforce product was funded by a grant awarded by the U.S. Department of Labor's Employment and Training Administration. The product was created by the recipient and does not necessarily reflect the official position of the U.S. Department of Labor. The Department of Labor makes no guarantees, warranties, or assurances of any kind, express or implied, with respect to such information, including any information on linked sites and including, but not limited to, accuracy of the information or its completeness, timeliness, usefulness, adequacy, continued availability, or ownership. This product is copyrighted by the institution that created it. Internal use by an organization and/or personal use by an individual for non-commercial purposes is permissible. All other uses require the prior authorization of the copyright owner.

View other products from

