

# LABOR MARKET OVERVIEW

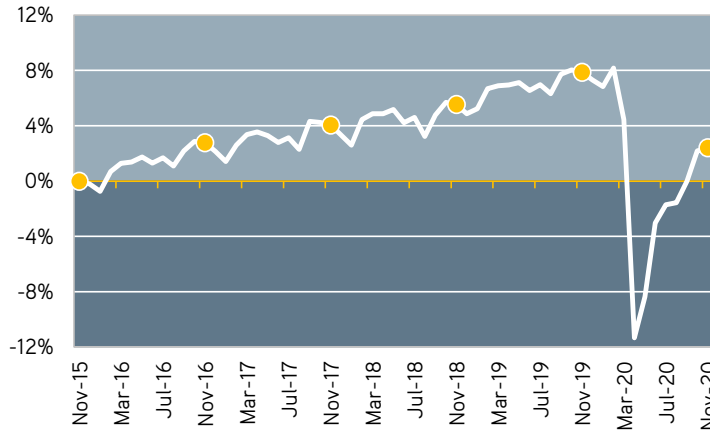


Regional Partnership Workforce Development Board

January 2021

## Regional Labor Market Snapshot

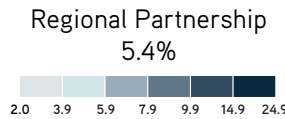
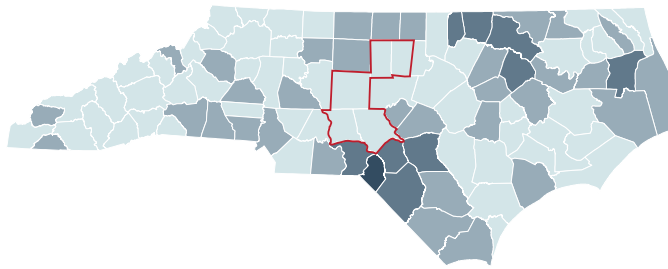
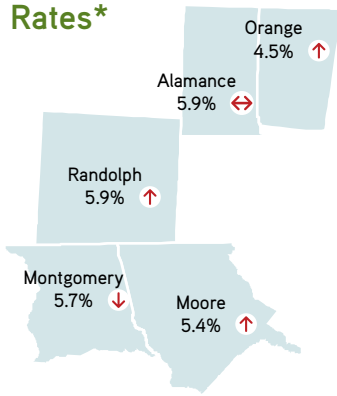
### Change in Employment since 2015\*



Regional Partnership Region

Source: LAUS, Labor & Economic Analysis, NC Dept. of Commerce

### November 2020 Unemployment Rates\*



## Trending

### UNEMPLOYMENT\*

November 2020

Regional Partnership Total = 14,975

	Current	Previous
Region	5.4%	5.3%
NC	6.1%	6.0%
US	6.4%	6.6%

### REGIONAL EMPLOYMENT\*

Regional Partnership Total = 261,495

**624 More People Working** in November than previous month  
**13,891 Fewer People Working** than same period one year ago

### METRO JOB GROWTH\*

Burlington Total = 62,200

**600 More Jobs** in November than previous month  
 Durham-Chapel Hill Total = 308,300

**2,200 More Jobs** in November than previous month

Greensboro-High Point Total = 340,000

**600 More Jobs** in November than previous month

### TAXABLE RETAIL SALES

Regional Partnership Total = \$711,806,947

**7.1% Higher** than same period one year ago

Source: NC Dept. of Revenue  
 Note: October 2020 data most current available at time of release.

### ONLINE JOB ADS

**11,797 Online Advertised Vacancies** reported in October

**1,287 Fewer Vacancies** than same period one year ago

Source: LEAD/The Conference Board  
 Note: October 2020 data most current available at time of release.

### Who's Hiring

past 90 days from Dec. 19, 2020

• UNC Chapel Hill	540
• UNC Rockingham Health Care	308
• UNC Health Care System	304
• FirstHealth of the Carolinas, Inc.	281
• Laboratory Corporation of America	259
• Moore County Schools	258
• Randolph County School System	254
• Alamance-Burlington School System	242

Source: DWS, NC Dept. of Commerce, NCWorks.gov

### What Jobs

past 90 days from Dec. 19, 2020

• Registered Nurses	720
• Combined Food Prep. & Serving Workers	222
• First-Line Supervisors, Food Prep.	198
• Retail Salespersons	172
• Engineers, All Other	154
• Cashiers	149
• Janitors & Cleaners	148
• First-Line Supervisors, Retail	147

Source: DWS, NC Dept. of Commerce, NCWorks.gov

\*November 2020 data are preliminary. Previous month's data are revised while all other data have undergone annual revision. All data produced in this publication are generated by LEAD unless otherwise stated. LEAD generated data are not seasonally adjusted.

This workforce product was funded by a grant awarded by the U.S. Department of Labor's Employment & Training Administration.

# LABOR MARKET OVERVIEW

Regional Partnership Workforce Development Board

## Civilian Labor Force Estimates\*

		November 2020	October 2020	September 2020	November 2019
<b>Alamance</b>	Labor Force	81,357	81,141	80,037	82,915
	Employed	76,526	76,377	74,580	80,149
	Unemployed	4,831	4,764	5,457	2,766
	Rate	5.9	5.9	6.8	3.3
<b>Orange</b>	Labor Force	77,034	76,538	75,083	79,901
	Employed	73,594	73,257	71,348	77,682
	Unemployed	3,440	3,281	3,735	2,219
	Rate	4.5	4.3	5.0	2.8
<b>Montgomery</b>	Labor Force	11,118	11,086	11,077	11,595
	Employed	10,487	10,444	10,351	11,177
	Unemployed	631	642	726	418
	Rate	5.7	5.8	6.6	3.6
<b>Moore</b>	Labor Force	42,977	42,662	42,177	42,718
	Employed	40,655	40,384	39,567	41,269
	Unemployed	2,322	2,278	2,610	1,449
	Rate	5.4	5.3	6.2	3.4
<b>Randolph</b>	Labor Force	63,984	64,110	63,617	67,365
	Employed	60,233	60,409	59,391	65,109
	Unemployed	3,751	3,701	4,226	2,256
	Rate	5.9	5.8	6.6	3.3

\*November 2020 data are preliminary. Previous month's data are revised while all other data have undergone annual revision. All data produced in this publication are generated by LEAD unless otherwise stated. LEAD generated data are not seasonally adjusted.

This workforce product was funded by a grant awarded by the U.S. Department of Labor's Employment and Training Administration. The product was created by the recipient and does not necessarily reflect the official position of the U.S. Department of Labor. The Department of Labor makes no guarantees, warranties, or assurances of any kind, express or implied, with respect to such information, including any information on linked sites and including, but not limited to, accuracy of the information or its completeness, timeliness, usefulness, adequacy, continued availability, or ownership. This product is copyrighted by the institution that created it. Internal use by an organization and/or personal use by an individual for non-commercial purposes is permissible. All other uses require the prior authorization of the copyright owner.

View other products from

