

FAYETTEVILLE-LUMBERTON REGION

Top 10 Star Jobs

Top careers with high wages and employment growth by education requirements

Advanced Degree

		Median Hourly Wage	Median Annual Wage
★	Physician Assistants	\$52.10	\$108,376
★	Lawyers	\$49.60	\$103,170
★	Healthcare Social Workers	\$23.44	\$48,752
★	Physicians & Surgeons	\$88.67	\$184,426
★	Speech-Language Pathologists	\$29.92	\$62,226
★	Nurse Practitioners	\$46.62	\$96,975
★	Physical Therapists	\$39.80	\$82,785
★	Health Specialties Teachers, Postsecondary	N/A	\$60,962
★	Nursing Instructors & Teachers, Postsecondary	N/A	\$67,778
★	Clinical, Counseling, & School Psychologists	\$27.47	\$57,144

All wage information is Prosperity Zone Sub-Region Median Hourly and Annual Wage data which was calculated based on the May 2018 Occupational Employment and Wage Statistics (OEWS) program of the Bureau of Labor Statistics. The OEWS program produces employment and wage estimates annually for more than 800 occupations for the U.S., individual states, and metropolitan and nonmetropolitan areas; National occupational estimates for specific industries are also available.

i. State Median Wage



Note: Selected occupations for each education/experience category are based on the Star Jobs Methodology. Education categories in this brochure represent the minimum level of education required for entry according to the Bureau of Labor Statistics. Actual market conditions may require additional education and training.

What are Star Jobs?

North Carolina's 5-Star Jobs represent occupations with the greatest projected employment potential through 2028. Occupations were rated from 1-5 stars based on wages, projected growth rates, and projected job openings. For a complete list of Star Jobs and explanation of the rating process, visit www.nccommerce.com/starjobs



For more information on North Carolina careers go to:

-  NCcareers.org
-  [@CareersinNC](https://twitter.com/CareersinNC)
-  lead@nccommerce.com



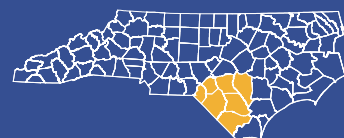
NC DEPARTMENT
of COMMERCE
LABOR & ECONOMIC
ANALYSIS

FAYETTEVILLE-LUMBERTON
REGION

STAR JOBS

TOP 10 BY EDUCATION

2021



Bladen | Columbus | Cumberland | Hoke
Robeson | Sampson | Scotland

FAYETTEVILLE-LUMBERTON REGION

Top 10 Star Jobs

Top careers with high wages and employment growth by education requirements

High School & Work Experience		Median Hourly Wage	Median Annual Wage
★	First-Line Supervisors of Const. Trades & Extraction Workers	\$27.56	\$57,332
★	Electricians	\$18.45	\$38,370
★	Plumbers, Pipefitters, & Steamfitters	\$19.74	\$41,050
★	Food Service Managers	\$25.73	\$53,509
★	Electrical Power-Line Installers & Repairers	\$27.44	\$57,077
★	First-Line Supervisors of Food Preparation & Serving Workers	\$14.58	\$30,325
★	Maintenance & Repair Workers, General	\$17.75	\$36,913
★	Industrial Truck & Tractor Operators	\$18.87	\$39,241
★	Carpenters	\$15.08	\$31,377
★	Security Guards	\$17.94	\$37,322

Associate Degree		Median Hourly Wage	Median Annual Wage
★	Physical Therapist Assistants	\$27.38	\$56,945
★	Dental Hygienists	\$31.13	\$64,751
★	Respiratory Therapists	\$25.71	\$53,487
★	Occupational Therapy Assistants	\$32.53	\$67,655
★	Diagnostic Medical Sonographers	\$33.10	\$68,842
★	Paralegals & Legal Assistants	\$20.40	\$42,433
★	Radiologic Technologists	\$26.67	\$55,465
★	Morticians, Undertakers, & Funeral Directors	\$33.67	\$70,031
★	Air Traffic Controllers	\$48.42 ⁱ	\$100,710 ⁱ
★	Computer Network Support Specialists	\$25.24	\$52,491

Postsecondary Training		Median Hourly Wage	Median Annual Wage
★	Heating, A/C, & Refrigeration Mechanics & Installers	\$19.43	\$40,424
★	Heavy & Tractor-Trailer Truck Drivers	\$18.39	\$38,257
★	Licensed Practical & Licensed Vocational Nurses	\$21.51	\$44,750
★	Dental Assistants	\$17.71	\$36,828
★	Computer User Support Specialists	\$20.33	\$42,282
★	Emergency Medical Technicians & Paramedics	\$16.84	\$35,017
★	Phlebotomists	\$14.80	\$30,785
★	Medical Records & Health Information Technicians	\$18.86	\$39,223
★	Surgical Technologists	\$20.20	\$42,021
★	Aircraft Mechanics & Service Technicians	\$27.40 ⁱ	\$56,990 ⁱ

Bachelor's Degree		Median Hourly Wage	Median Annual Wage
★	Registered Nurses	\$30.13	\$62,661
★	General & Operations Managers	\$48.19	\$100,235
★	Accountants & Auditors	\$30.50	\$63,437
★	Child, Family, & School Social Workers	\$21.23	\$44,162
★	Medical & Health Services Managers	\$49.26	\$102,458
★	Management Analysts	\$37.38	\$77,747
★	Sub. Abuse, Behavioral Disorder, & Mental Health Counselors	\$22.50	\$46,796
★	Construction Managers	\$47.19	\$98,152
★	Loan Officers	\$27.32	\$56,829
★	Training & Development Specialists	\$28.49	\$59,259