

WINSTON-SALEM REGION

Top 10 Star Jobs

Top careers with high wages and employment growth by education requirements

Advanced Degree

		Median Hourly Wage	Median Annual Wage
★	Health Specialties Teachers, Postsecondary	N/A	\$105,520 ⁱ
★	Lawyers	\$46.86	\$97,468
★	Healthcare Social Workers	\$24.75	\$51,482
★	Physical Therapists	\$44.37	\$92,299
★	Clinical, Counseling, & School Psychologists	\$29.74	\$61,855
★	Speech-Language Pathologists	\$35.05	\$72,899
★	Physician Assistants	\$47.00	\$97,757
★	Business Teachers, Postsecondary	N/A	\$72,920 ⁱ
★	Physicians & Surgeons, All Other	\$94.55 ⁱ	\$196,670 ⁱ
★	Nurse Practitioners	\$46.69	\$97,116

All wage information is Prosperity Zone Sub-Region Median Hourly and Annual Wage data which was calculated based on the May 2018 Occupational Employment and Wage Statistics (OEWS) program of the Bureau of Labor Statistics. The OEWS program produces employment and wage estimates annually for more than 800 occupations for the U.S., individual states, and metropolitan and nonmetropolitan areas; National occupational estimates for specific industries are also available.

i. State Median Wage




Note: Selected occupations for each education/experience category are based on the Star Jobs Methodology. Education categories in this brochure represent the minimum level of education required for entry according to the Bureau of Labor Statistics. Actual market conditions may require additional education and training.

What are Star Jobs?

North Carolina's 5-Star Jobs represent occupations with the greatest projected employment potential through 2028. Occupations were rated from 1-5 stars based on wages, projected growth rates, and projected job openings. For a complete list of Star Jobs and explanation of the rating process, visit www.nccommerce.com/starjobs



For more information on North Carolina careers go to:

-  NCcareers.org
-  [@CareersinNC](https://twitter.com/CareersinNC)
-  lead@nccommerce.com



NC DEPARTMENT
of COMMERCE
LABOR & ECONOMIC
ANALYSIS

WINSTON-SALEM REGION STAR JOBS TOP 10 BY EDUCATION 2021



Davidson | Davie | Forsyth
Stokes | Surry | Yadkin

WINSTON-SALEM REGION

Top 10 Star Jobs

Top careers with high wages and employment growth by education requirements

High School & Work Experience		Median Hourly Wage	Median Annual Wage
★	First-Line Supervisors of Const. Trades & Extraction Workers	\$26.91	\$55,980
★	Electricians	\$21.40	\$44,519
★	Medical Secretaries	\$16.81	\$34,971
★	Plumbers, Pipefitters, & Steamfitters	\$19.99	\$41,570
★	Insurance Sales Agents	\$23.06	\$47,959
★	Self-Enrichment Education Teachers	\$19.29	\$40,120
★	Food Service Managers	\$30.19	\$62,788
★	Property, Real Estate, & Community Association Managers	\$27.36	\$56,906
★	Maintenance & Repair Workers, General	\$18.04	\$37,529
★	Helpers--Production Workers	\$15.14	\$31,486

Postsecondary Training		Median Hourly Wage	Median Annual Wage
★	Heating, A/C, & Refrigeration Mechanics & Installers	\$19.31	\$40,155
★	Computer User Support Specialists	\$21.86	\$45,461
★	Dental Assistants	\$18.95	\$39,422
★	Heavy & Tractor-Trailer Truck Drivers	\$20.61	\$42,862
★	Medical Assistants	\$16.45	\$34,212
★	Licensed Practical & Licensed Vocational Nurses	\$21.45	\$44,615
★	Phlebotomists	\$16.31	\$33,918
★	Medical Records & Health Information Technicians	\$17.65	\$36,721
★	Surgical Technologists	\$21.73	\$45,198
★	Massage Therapists	\$20.24	\$42,107

Associate Degree		Median Hourly Wage	Median Annual Wage
★	Respiratory Therapists	\$27.74	\$57,707
★	Radiologic Technologists	\$29.63	\$61,639
★	Physical Therapist Assistants	\$29.58	\$61,525
★	Dental Hygienists	\$34.60	\$71,959
★	Diagnostic Medical Sonographers	\$34.77	\$72,315
★	Occupational Therapy Assistants	\$28.96	\$60,239
★	Web Developers	\$34.27	\$71,279
★	Preschool Teachers, Except Special Education	\$15.12	\$31,449
★	Paralegals & Legal Assistants	\$18.37	\$38,216
★	Veterinary Technologists & Technicians	\$15.76	\$32,776

Bachelor's Degree		Median Hourly Wage	Median Annual Wage
★	Registered Nurses	\$32.02	\$66,609
★	General & Operations Managers	\$52.76	\$109,751
★	Accountants & Auditors	\$32.07	\$66,716
★	Market Research Analysts & Marketing Specialists	\$29.79	\$61,957
★	Loan Officers	\$31.89	\$66,334
★	Clinical Laboratory Technologists & Technicians	\$26.77	\$55,679
★	Financial Managers	\$64.88	\$134,946
★	Computer Systems Analysts	\$41.87	\$87,085
★	Construction Managers	\$46.56	\$96,848
★	Management Analysts	\$38.31	\$79,690