

Ways to Join DAQ Public Hearing.

****If you choose to join a public hearing without following instructions provided to you, please note that you may not be allotted the opportunity to speak.***

Join by Computer:

Please click on the link provided on the Public Notice of the hearing. Please click “join by browser” and you must provide the same credentials you used when pre-registering to speak.

Follow link for help: https://www.youtube.com/watch?v=7l_W-iiGi_Q.



Event Information: Test public hearing

English · New York Time

Event status: ● Started
Date and time: Monday, April 6, 2020 3:00 pm
Eastern Daylight Time (New York, GMT-04:00)
[Change time zone](#)
Duration: 1 hour
Description:

Join Event Now

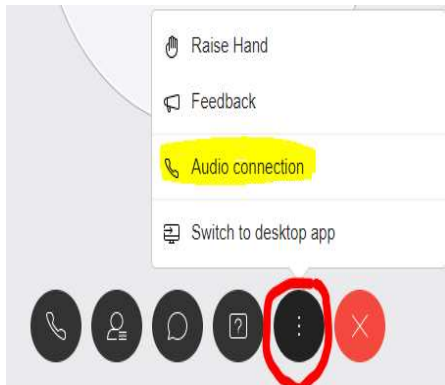
To join this event, provide the following information.

First name:
Last name:
Email address:
Event password:

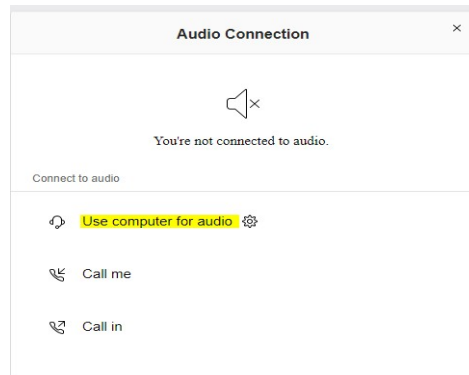
By joining this event, you are accepting the Cisco Webex [Terms of Service](#) and [Privacy Statement](#).

[Join Now](#)
[Join by browser](#) **NEW!**
If you are the host, [start your event](#).

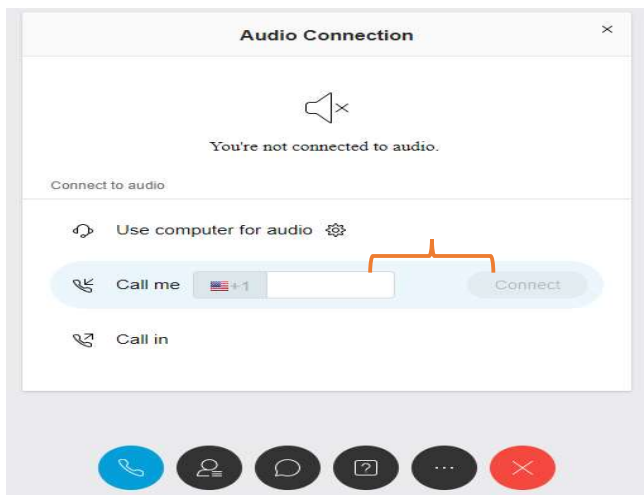
Audio settings for computer



If you have a headset, click use computer for audio.



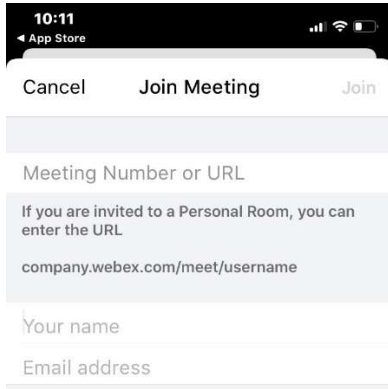
If you have issues with audio or do not have headset you must have Webex call you, type in your phone number and hit connect.



Join by Mobile Device (Smartphone or tablet) :

Please download the Webex app from the Appstore.

Open the app, click “Join Meeting” and enter the meeting number, and you must provide the same credentials you used when pre-registering to speak. After entering the information hit Join.



Follow link for help: <https://help.webex.com/en-us/n030135/Connect-to-Webex-Meetings-from-a-Mobile-Device>

Connect to the Audio Conference

Connect to a meeting's audio conference by receiving a call to your device, using VoIP through the Internet, or entering a video address. Tap the **Audio Connections Options** menu to choose an audio option.

- If you choose to **Use Internet for Audio**, you use your 3G or 4G data plan unless you're on a Wi-Fi connection. When you join an audio conference that's using Webex Audio or VoIP only, you use wide-band audio.
 - 📖 If a participant who doesn't have wide-band audio joins a meeting that's using wide-band audio, audio for everyone is downgraded. *Webex Meetings gives no warning message before the downgrade.*
- If you choose **Call Me**, you're prompted to enter your phone number.
 - 📖 If you enabled **Auto Call Me** in your app's settings, you receive calls automatically.