

## Chapter I: LICENSE AND PERMIT STATISTICS

### TABLE OF CONTENTS

PROGRAM NARRATIVE .....	I-3
Types of Licenses .....	I-3
Standard Commercial Fishing License (SCFL) .....	I-3
Retired Standard Commercial Fishing License (RSCFL) .....	I-3
Standard Commercial Fishing License Eligibility Pool .....	I-4
Shellfish License .....	I-4
Commercial Fishing Vessel Registration (CFVR).....	I-4
Land or Sell License .....	I-4
Fish Dealer License .....	I-4
Ocean Fishing Pier License.....	I-5
Menhaden License for Non-Residents Without a SCFL.....	I-5
License to Land Flounder from the Atlantic Ocean .....	I-5
Spotter Plane License.....	I-5
Recreational Commercial Gear License (RCGL) .....	I-5
Coastal Recreational Fishing License (CRFL) .....	I-6
For-Hire Licenses .....	I-6
Recreational Fishing Tournament License to Sell Fish .....	I-6
Blocks of 10 Ten-Day Coastal Recreational Fishing Licenses .....	I-6
Types of Permits .....	I-6
Atlantic Ocean Striped Bass Commercial Gear Permit .....	I-7
Dealer Permits for Commercial Fishery Quota Monitoring.....	I-7
Blue Crab Shedding Permit .....	I-7
Horseshoe Crab Biomedical Use Permit .....	I-7
For Hire Fishing Permit.....	I-7
Permit to Waive Requirement to Use TEDs in the Atlantic Ocean.....	I-8
Monkfish Large Mesh Gill Net Permit .....	I-8
Pamlico Sound Gill Net Restricted Area Permit (PSGNRA).....	I-8
CRFL Exemption Permit .....	I-8
River Herring Discretionary Permit .....	I-8
Estuarine Gill Net Permit .....	I-8
CONTACTS.....	I-9
INFOGRAPHIC .....	I-10

### LIST OF TABLES

Table I.1	Number of licenses and permits issued by fiscal year. ....	I-11
Table I.2	Number and type of commercial licenses sold or issued by fiscal year.....	I-12
Table I.3	Number of Standard Commercial Fishing Licenses (SCFL), Endorsements, and Assignments issued by fiscal year. ....	I-13
Table I.4	Number of Retired Standard Commercial Fishing Licenses (RSCFL) and Endorsements issued by fiscal year. ....	I-13
Table I.5	Total number of licenses with selling privileges issued by fiscal year, the number of those licenses reported on trip tickets, and the number of individual participants using those licenses.....	I-14
Table I.6	Annual number of SCFLs and RSCFLs issued by fiscal year, the number of those licenses reported on trip tickets, and the number of individual participants using those licenses. ....	I-15
Table I.7	Number of licenses available in the SCFL Eligibility Pool at the end of each fiscal year. ....	I-16
Table I.8	Number of Commercial Fishing Vessel Registrations (CFVR) issued by vessel length category and fiscal year. ....	I-16

Table I.9	Number of license transfers by license type and fiscal year. ....	I-17
Table I.10	Number of Ocean Fishing Pier Licenses issued by fiscal year with length range and average. ....	I-17
Table I.11	Number of Fish Dealer Licenses issued by fiscal year and number of Fish Dealer License categories. ....	I-18
Table I.12	Number of Recreational Commercial Gear Licenses (RCGL) issued by fiscal year. ....	I-18
Table I.13	Number of permits issued by fiscal year. ....	I-19
Table I.14	Number of Striped Bass Dealer Permits (total and by validation area) issued by fiscal year. .	I-20
Table I.15	Number of River Herring Discretionary Permits issued by fiscal year. ....	I-20
Table I.16	Number of For-Hire Fishing Permits and number of permits that have associated commercial fishing licenses by fiscal year. ....	I-21
Table I.17	Number of For-Hire Blanket CRFLs and number with associated commercial licenses by fiscal year. ....	I-21
Table I.18	Number of Blanket For-Hire Vessel CRFLs and number with associated commercial licenses by fiscal year. ....	I-22
Table I.19	Number of Non-Blanket For-Hire Vessel Licenses and number with associated commercial licenses by fiscal year. ....	I-22
Table I.20	Number of Blanket For-Hire Captain’s CRFLs and number with associated commercial licenses by fiscal year. ....	I-22
Table I.21	Number of Commercial Fishing Vessel Registrations (CFVR) with For-Hire Endorsements by fiscal year. ....	I-23
Table I.22	Number of Blanket For-Hire Vessel CRFLs issued by fiscal year and passenger capacity. ...	I-23
Table I.23	Number of Coastal Recreational Fishing License (CRFL) Exemption Permits issued by fiscal year. ....	I-24
Table I.24	Number of Blocks of 10 Ten-Day Coastal Recreational Fishing Licenses issued by fiscal year. ....	I-24
Table I.25	Distribution of North Carolina Coastal Recreational Fishing License (CRFL) sales by calendar year, type of license, and residency classification. ....	I-25
Table I.26	Distribution of North Carolina CRFL sales by calendar year and collapsed license group with group components. ....	I-29
Table I.27	Distribution of CRFL sales by calendar year, age group, and residency type. ....	I-33
Table I.28	Number of CRFLs sold by calendar year and county of residence. ....	I-34

## LIST OF FIGURES

Figure I.1	Total number of licenses with selling privileges issued and used by fiscal year. ....	I-14
Figure I.2	Annual number of SCFLs and RSCFLs issued and used by fiscal year. ....	I-15

## PROGRAM NARRATIVE

The License Program issues licenses and permits to users as mandated by general statutes and Marine Fisheries Commission rules. Data from licenses and permits are used to identify participants (individuals and businesses) and vessels involved in various fishing activities. A variety of survey data are also collected at the time of license and permit issuance. License Program staff are involved in verifying information collected and the generation of reports used for fishery management and compliance purposes.

The NCDMF License Program issues approximately 20,000 commercial licenses, recreational licenses, and issuable permits annually. This number does not include the thousands of North Carolina Wildlife Resources Commission (WRC) products sold at NCDMF offices each year including Coastal Recreational Fishing Licenses and state vessel registrations. Most products issued by NCDMF are valid based on fiscal year (or license year). A fiscal year runs from July 1 to June 30 of each year. Peak sales occur between April and July.

The License Program operates in the NCDMF Headquarters Office in Morehead City, as well as NCDMF regional and satellite offices in Elizabeth City, Manteo, Washington, and Wilmington. There are 10 permanent employees in the License Program, half of which work at NCDMF Headquarters. Regional and satellite offices are minimally staffed by employees designated as traditional license clerks; however, in times of need, license sales are covered by staff from other License and Statistics programs as well as some Fisheries Management staff.

### **Types of Licenses**

#### **Standard Commercial Fishing License (SCFL)**

The SCFL allows fishermen to harvest and sell fish, shrimp, crabs, or any marine species, except molluscan shellfish and menhaden captured by purse seine. To harvest shellfish, fishermen must obtain a shellfish endorsement to the SCFL. The Shellfish Endorsement includes the harvest of scallops, clams, conchs, whelks, oysters, and mussels in North Carolina waters. Only individual North Carolina residents are eligible for this endorsement.

*Previously, a Menhaden Endorsement was available but since 2013, harvesting of menhaden by purse seines with one or more runner boats and a mother ship is no longer allowed in state waters.*

The SCFL is a license issued to an individual or business entity. It is not a vessel license. If a vessel is to be used, the vessel must have a Commercial Fishing Vessel Registration. The SCFL can be temporarily assigned to another person or can be transferred.

#### **Retired Standard Commercial Fishing License (RSCFL)**

The RSCFL allows fishermen over the age of 65 to harvest and sell fish, shrimp, crabs, or any marine species, except shellfish. To harvest shellfish, fishermen must obtain a shellfish

endorsement to the RSCFL. The Shellfish Endorsement includes the harvest of scallops, clams, conchs, whelks, oysters, and mussels in North Carolina waters.

The RSCFL is a personal license issued to individuals only. It is not a vessel license. If a vessel is to be used, the vessel must have a Commercial Fishing Vessel Registration. The license cannot be assigned to another person but can be transferred.

### **Standard Commercial Fishing License Eligibility Pool**

There is a cap on the number of SCFL/RSCFL licenses that can be issued within the state. The cap is set at 8,896 SCFL/RSCFL licenses. Fishermen can only renew the SCFL/RSCFL held the previous year. Licenses not renewed are returned to an eligibility pool. Persons who do not hold a SCFL/RSCFL can apply for a SCFL/RSCFL from the pool. The SCFL Eligibility Pool Board awards the right to purchase a SCFL or RSCFL to eligible fishermen. More information on the requirements of the Eligibility Pool can be found under the following rule: 15A NCAC 03O .0400.

### **Shellfish License**

This license allows the commercial harvest and sale of shellfish only. The Shellfish License holder does not need a SCFL or RSCFL to harvest and sell commercial quantities of shellfish if harvested by hand. Shellfish is defined as scallops, clams, conchs, whelks, oysters, and mussels. This license is only available to North Carolina residents.

### **Commercial Fishing Vessel Registration (CFVR)**

This registration designates a vessel that can be used in commercial fishing operations. A CFVR is required if a vessel is going to be used with a SCFL, RSCFL, or Shellfish License. The CFVR decal must be adhered to the port side of the vessel. The registration can be transferred. There is also a for-hire endorsement available on the CFVR. The for-hire endorsement signifies that the vessel is licensed to be used in a for-hire operation by a properly licensed captain. In general, individuals who obtain a For-Hire Captains License and use more than one vessel should register their vessels with a CFVR and a for-hire endorsement. See the section in this document pertaining to blanket and non-blanket for-hire licenses for more information on for-hire licensing.

### **Land or Sell License**

This license is available to an owner or master of a vessel not home ported in North Carolina who fishes beyond the state's territorial ocean waters further than 3 miles from shore and wishes to land the catch in North Carolina. The license must be purchased prior to offloading catch.

### **Fish Dealer License**

This license authorizes a North Carolina resident entity (individual or business) with a physical location within North Carolina to buy fish for resale from any person who holds a valid SCFL, RSCFL, Shellfish License, Land or Sell License, or Recreational Fishing Tournament License to Sell Fish. The dealer can only deal in each category designated (i.e., finfish, crab, etc.) on the license. Fishermen who sell their own harvested catch to the public are required to have a Fish Dealer License, as well as a SCFL, RSCFL, Shellfish License, or Land or Sell License. A person who buys fish for resale from a licensed fish dealer does not need to buy a Fish Dealer License.

Any fish or shellfish harvested and landed in North Carolina must go through a North Carolina licensed fish dealer (either the fisherman has a Fish Dealer License or transfers fish to a licensed fish dealer).

A Fish Dealer License is required for each location. If the dealer sells to the public from a different location than where the fish were purchased from fishermen, this is considered resale and the dealer does not need a separate Fish Dealer License for that location, but must have documentation (i.e., bill of sale, bill of lading) that shows where the fish were initially purchased. The license must be displayed at each location for public viewing.

### **Ocean Fishing Pier License**

This license authorizes the manager of an ocean fishing pier to charge the public a fee to fish from a pier. Ocean Fishing Pier Licenses do not include the right to deal in fish, such as bait; an appropriate Fish Dealer License must be purchased for that authority.

The license must be displayed at each location for public viewing. Beginning with fiscal year 2015, this license was combined with the CRFL Blanket Pier License and eliminates the need for anglers fishing from the pier to have an individual CRFL.

### **Menhaden License for Non-Residents Without a SCFL**

Non-residents not eligible for a SCFL/RSCFL and who wish to engage only in menhaden purse seine fishing operations can purchase this license. Vessels may be used in conjunction with a Menhaden License for Non-Residents Without a SCFL, but the vessel must be registered to operate as a commercial fishing vessel.

*N.C. legislature made it unlawful to fish for menhaden with a mother ship and multiple purse boats in coastal waters in 2013 so this license was discontinued.*

### **License to Land Flounder from the Atlantic Ocean**

A person wishing to land more than 100 pounds per trip of flounder taken from the Atlantic Ocean must have this license. This license is not assignable. The Vessel Master must be designated at the time of license purchase. The license must be updated if the Vessel Master changes. The license can be transferred.

### **Spotter Plane License**

This license authorizes the use of aircraft to identify the location of fish (other than food fish) in coastal waters for a commercial fishing operation. It was used strictly for the menhaden purse seine fishery which, since 2013, is illegal in state waters.

### **Recreational Commercial Gear License (RCGL)**

An individual holding this license is allowed to use limited amounts of specified commercial gear to catch seafood for personal consumption or recreational purposes. The holder of this license may not sell the catch and the catch must stay within recreational harvest limits.

### **Coastal Recreational Fishing License (CRFL)**

This license is required to recreationally harvest finfish in the state's coastal waters, which include sounds, coastal rivers and tributaries, and out to three miles offshore. This license is also required to possess fish within state waters that were caught greater than three miles in the ocean.

The CRFL is issued by the NC WRC sales agents such as bait and tackle shops, online, by phone, and at NCDMF license offices. There are a multitude of different licenses available, all of them valid from date of purchase (i.e., not on the calendar or fiscal year). A CRFL is not required to recreationally harvest crabs, clams, shrimp, and oysters. The license was first implemented on January 1, 2007.

### **For-Hire Licenses**

Blanket licenses allow anglers fishing aboard licensed for-hire vessels or on licensed ocean piers to fish without having an individual CRFL. There are two blanket for-hire licenses (Captain's and Vessel) that are designed for charter, guide, and headboats that can be purchased for fewer than six passengers or more than six passengers.

The Blanket For-Hire Captain's License, available only to U.S. Coast Guard licensed captains, allows the holder to operate any state licensed for-hire vessel in a for-hire operation. The Blanket For-Hire Vessel License allows any US Coast Guard licensed captain to operate the licensed vessel in a for-hire operation. There is also a low-cost Non-Blanket For-Hire Vessel License intended for for-hire operators who do not wish to cover the licensing privileges of their anglers. If fishing aboard a vessel with a non-blanket license, the individual must hold a CRFL.

### **Recreational Fishing Tournament License to Sell Fish**

To sell fish taken in a tournament, the tournament organizer must obtain a Recreational Fishing Tournament License to Sell Fish by applying 30 days in advance of the event. The holder of the license can only sell the tournament's catch to a licensed Fish Dealer. Tournaments that wish to sell to the public must acquire a Fish Dealer License. Proceeds from the sale of fish must be used for charitable, religious, educational, civic, or conservation purposes. Proceeds are not to be used for tournament expenses.

### **Blocks of 10 Ten-Day Coastal Recreational Fishing Licenses**

This license allows vessel owners to issue ten-day Coastal Recreational Fishing Licenses to anglers aboard their vessel so that the anglers do not have to purchase their own license. Each license is valid for ten consecutive days. The vessel owner is required to return used and unused licenses to NCDMF, which allows NCDMF to remain in compliance with federal saltwater angler registration requirements. Information about the angler is collected for each license used.

### **Types of Permits**

The NCDMF issues permits through two processes 1) issuable and 2) reviewable. Issuable permits are issued at the time of application with the only review being done by the license clerk issuing the permit. Reviewable means the permit is not issued until other NCDMF staff review the application

and may stipulate conditions on use of the permit. All reviewable permits except the CRFL Exemption permit are issued by other sections within NCDMF.

Permits described below include only those issued by the NCDMF License Program and include both current and past permits.

### **Atlantic Ocean Striped Bass Commercial Gear Permit**

This permit is required to harvest Striped Bass from the Atlantic Ocean by gill net, trawl, or beach seine. The permit was established to aid managing the Striped Bass fishery by limiting participation and setting appropriate quotas.

### **Dealer Permits for Commercial Fishery Quota Monitoring**

- Striped Bass Dealer Permit with Validation Areas of Atlantic Ocean, Albemarle Sound Management Area (ASMA), Central Area, and Southern Area
- ASMA River Herring Dealer Permit (*this permit was discontinued in April 2019*)
- Atlantic Ocean Flounder Dealer Permit
- Atlantic Ocean American Shad Dealer Permit (*this permit was discontinued in June 2004*)
- Spiny Dogfish Dealer Permit
- Black Sea Bass – North of Cape Hatteras Dealer Permit

These permits allow the NCDMF to monitor fisheries under a quota or allocation scheme and allows a licensed dealer to possess, sell, or offer for sale designated fish within the specified limits from commercial fishermen. These specific limits are established by rule or proclamation. Fish dealers having more than one location must be issued a permit for each location where the dealer wishes to purchase fish. There are daily reporting requirements during open seasons.

### **Blue Crab Shedding Permit**

This permit is required if a shedding operation possesses more than 50 crabs at any time. The owner of the shedding operation must be the holder of the permit. Persons having more than one shedding location must obtain a permit for each location. There are no reporting requirements associated with this permit.

### **Horseshoe Crab Biomedical Use Permit**

This permit is required for the use of Horseshoe Crabs by biomedical facilities. There are reporting requirements associated with this permit.

### **For Hire Fishing Permit**

This permit was required to operate a for-hire fishing vessel in coastal waters.

*This permit was discontinued in June 2014 and replaced by the Non-Blanket For-Hire Vessel License.*

### **Permit to Waive Requirement to Use TEDs in the Atlantic Ocean**

This permit is needed only when trawling for shrimp in the Atlantic Ocean from Browns Inlet to Rich's Inlet and the vessel will not be using a Turtle Excluder Device (TED). The permit is valid only when allowed by proclamation from April 1 through November 30. There are reporting requirements associated with this permit.

*This permit was discontinued in April 2019.*

### **Monkfish Large Mesh Gill Net Permit**

This permit is required for fishermen participating in the Monkfish large mesh gill net fishery in North Carolina state ocean waters (0-3 miles offshore). There are reporting requirements associated with this permit.

### **Pamlico Sound Gill Net Restricted Area Permit (PSGNRA)**

This permit was required for fishermen to participate in the large mesh gill net fishery within defined Pamlico Sound Gill Net Restricted Areas. The permit was needed as a condition of the incidental take permit issued by NOAA Fisheries specific to areas of Pamlico Sound to allow a fall gill net fishery. A condition of the permit was to allow onboard fisheries observers to collect data from gill net fisheries in the PSGNRA.

*This permit was discontinued in September 2014.*

### **CRFL Exemption Permit**

Individuals or organizations seeking exemption from the saltwater fishing license requirements may apply for a Coastal Recreational Fishing License (CRFL) Exemption Permit. The permit can only be issued for an event held solely for participation by individuals with physical/mental limitations or for military appreciation events, educational purposes, or events such as Take-A-Kid-Fishing that are directed toward assisting disadvantaged youth. This is a reviewable permit and must be reviewed thoroughly by NCDMF staff before it is issued.

### **River Herring Discretionary Permit**

This permit was required to harvest River Herring from the joint fishing waters of the Chowan River during the discretionary harvest season. The discretionary harvest season was established when the North Carolina Marine Fisheries Commission elected to impose a moratorium on the harvest of River Herring. The short 4-day discretionary harvest was intended to alleviate the hardship imposed on traditional River Herring festivals. The season was usually open just before Easter Monday to coincide with the Jamesville Herring Festival.

*This permit was discontinued in July 2014.*

### **Estuarine Gill Net Permit**

The Estuarine Gill Net Permit became effective on September 1, 2014. It is required for any anchored small or large mesh gill net fishing operation in internal coastal waters. The permit is a requirement of the federal incidental take permits for sea turtles and Atlantic Sturgeon issued by



NOAA Fisheries. A condition of the incidental take permits is to maintain certain levels of observer coverage statewide. The Estuarine Gill Net Permit requires fishermen to provide an active phone number where they can be reached to schedule observer trips so that NCDMF can maintain the observer coverage needed to stay in compliance with the incidental take permits.

## CONTACTS

For custom data requests or more information on the NCDMF License Program, please contact:

North Carolina Division of Marine Fisheries  
Brandi Salmon, License and Statistics Section Chief  
3441 Arendell ST  
PO Box 769  
Morehead City, NC 28557  
800-682-2632  
[Brandi.Salmon@ncdenr.gov](mailto:Brandi.Salmon@ncdenr.gov)

North Carolina Division of Marine Fisheries  
Brenda Clark, License Program Manager  
3441 Arendell ST  
PO Box 769  
Morehead City, NC 28557  
800-682-2632  
[Brenda.Clark@ncdenr.gov](mailto:Brenda.Clark@ncdenr.gov)

INFOGRAPHIC

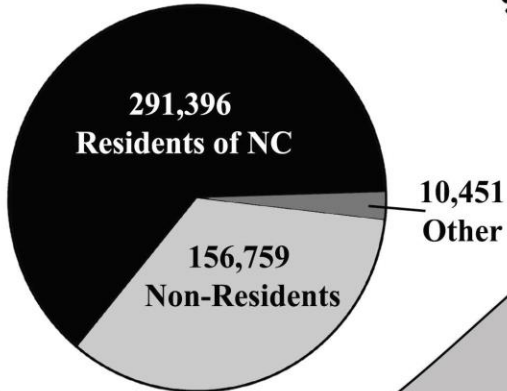
# License and Permit Statistics

FY2020  
**6,506**  
CFVRs sold

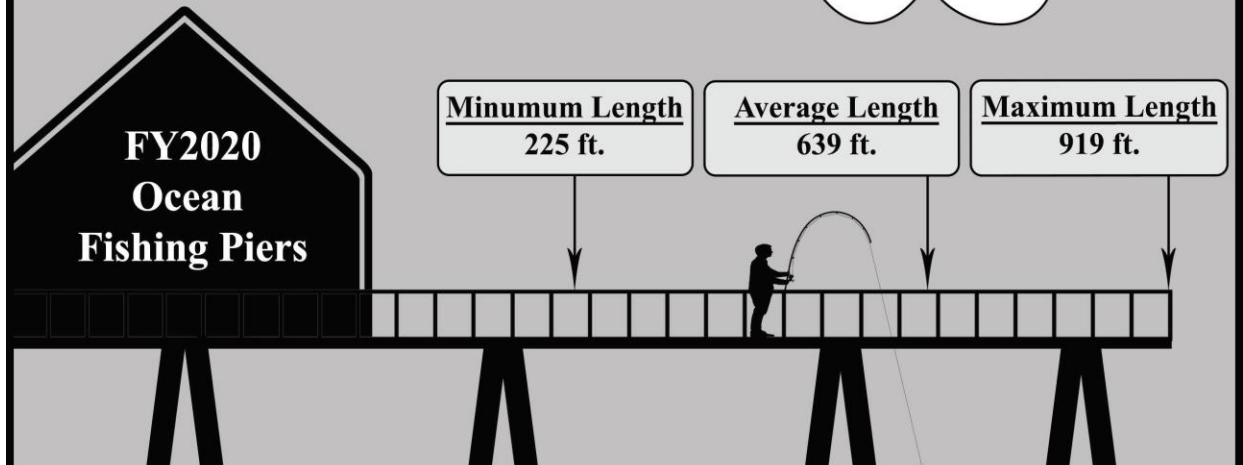
Most CFVRs sold were for vessels between 19 and 38 feet.

# of CRFLs Sold in 2019

**5,831**  
SCFLs and RSCFLs sold in FY2020



The largest number of CRFLs were sold to anglers 46 to 55 years of age.



## **Licenses and Permits Issued**

NOTE: Data were derived from the NCDMF Fisheries Information Network (FIN) database and the WRC Alvin System. Most licenses and permits issued by NCDMF are valid for one fiscal year. A fiscal year runs from July to June. For example: FY2019 = July 1, 2018 – June 30, 2019. Calendar year (Jan 1 – Dec 31) is presented if not noted as fiscal year. More detailed information can be located in other statistical reports provided on the division's website or through a custom data request.

**Table I.1      Number of licenses and permits issued by fiscal year.**

Fiscal Year	Number of Licenses	Number of Permits	Total Number Issued <sup>1</sup>
2020	16,796	3,161	19,957
2019	16,987	3,283	20,270
2018	18,184	3,517	21,701
2017	18,933	3,525	22,458
2016	20,061	3,831	23,892
2015	21,658	3,568	25,226
2014	22,194	1,365	23,559
2013	23,289	1,472	24,761
2012	23,859	1,594	25,453
2011	24,715	1,720	26,435
2010	24,927	1,645	26,572
2009	25,430	832	26,262
2008	24,645	813	25,458
2007	24,668	1,578	26,246
2006	24,192	1,497	25,689
2005	24,801	1,488	26,289
2004	25,568	1,508	27,076
2003	25,936	771	26,707
2002	26,739	840	27,579
2001	26,498	538	27,036
2000	27,305	-	27,305

<sup>1</sup> Counts include all licenses issued by the DMF License Program except Coastal Recreational Fishing Licenses (CRFL) bought through the WRC Alvin System.

**Table I.2 Number and type of commercial licenses sold or issued by fiscal year.**

Fiscal Year	Standard Commercial Fishing	Retired Standard Commercial Fishing	Shellfish for NC Residents	Commercial Fishing Vessel Registration	Land or Sell	Fish Dealer	Tournament	Land Flounder	Ocean Pier	Spotter Plane	Menhaden for NonResidents <sup>2</sup>	Total
2020	4,426	1,403	571	6,506	134	672	26	157	20	0	-	13,915
2019	4,545	1,371	584	6,635	140	683	26	157	19	0	-	14,160
2018	4,824	1,340	775	7,016	131	664	25	156	19	0	-	14,951
2017	4,968	1,328	988	7,270	109	694	20	156	20	0	-	15,553
2016	5,142	1,323	1,110	7,775	102	713	19	157	20	0	-	16,361
2015	5,402	1,230	1,319	8,103	114	737	17	157	20	0	-	17,099
2014	5,494	1,191	1,428	8,284	83	761	16	157	19	0	-	17,433
2013	5,535	1,159	1,712	8,337	88	780	16	160	20	0	-	17,807
2012	5,640	1,121	1,771	8,575	72	786	25	151	19	8	10	18,178
2011	5,747	1,070	2,150	8,799	83	832	17	148	21	10	12	18,889
2010	5,547	1,104	2,001	8,916	117	834	17	143	19	9	10	18,717
2009	5,868	959	2,129	9,088	143	788	22	141	20	9	10	19,177
2008	5,947	912	1,706	8,846	104	738	32	147	20	9	10	18,471
2007	6,053	853	1,626	8,831	110	756	30	140	20	9	11	18,439
2006	6,171	787	1,529	8,801	117	769	29	136	24	9	11	18,383
2005	6,301	754	1,623	9,020	144	832	41	136	25	10	12	18,898
2004	6,421	754	1,835	9,260	87	872	39	131	26	10	10	19,445
2003	6,505	727	2,131	9,455	91	874	30	138	26	11	10	19,998
2002	6,632	676	2,304	9,472	59	844	31	133	25	11	10	20,197
2001	6,783	630	2,176	9,457	53	836	25	132	25	14	10	20,141

<sup>2</sup>The Menhaden license was discontinued in 2013.

**Table I.3 Number of Standard Commercial Fishing Licenses (SCFL), Endorsements, and Assignments issued by fiscal year.**

Fiscal Year	Total Number of SCFLs	Number of SCFLs with Shellfish Endorsement	Number of SCFLs with Menhaden Endorsement <sup>2</sup>	Total Number of SCFL Assignments
2020	4,426	4,061	-	512
2019	4,545	4,169	-	535
2018	4,824	4,441	-	689
2017	4,968	4,565	-	697
2016	5,142	4,708	-	783
2015	5,402	4,948	-	804
2014	5,494	5,045	-	798
2013	5,535	5,072	-	766
2012	5,640	5,331	2	779
2011	5,747	5,433	0	832
2010	5,547	5,438	1	867
2009	5,868	5,507	0	870
2008	5,947	5,572	0	805
2007	6,053	5,669	0	780
2006	6,171	5,752	2	703
2005	6,301	5,484	5	783
2004	6,421	5,923	5	734
2003	6,505	5,984	6	736
2002	6,632	6,092	6	671
2001	6,783	6,191	6	585

<sup>2</sup>The Menhaden endorsement was discontinued in 2013.

**Table I.4 Number of Retired Standard Commercial Fishing Licenses (RSCFL) and Endorsements issued by fiscal year.**

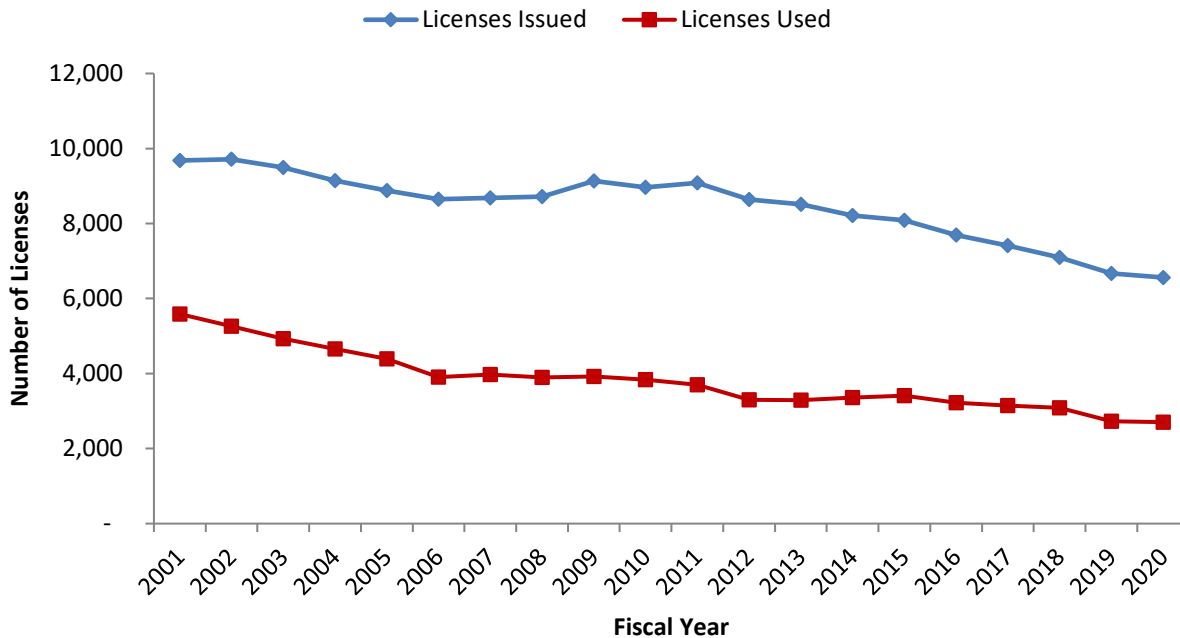
Fiscal Year	Total Number of RSCFLs	Number of RSCFLs with Shellfish Endorsement	Number of RSCFLs with Menhaden Endorsement <sup>2</sup>
2020	1,403	1,353	-
2019	1,371	1,323	-
2018	1,340	1,301	-
2017	1,328	1,292	-
2016	1,323	1,283	-
2015	1,230	1,192	-
2014	1,191	1,166	-
2013	1,159	1,131	-
2012	1,121	1,120	0
2011	1,070	1,070	0
2010	1,104	1,015	0
2009	959	951	0
2008	912	900	0
2007	853	836	0
2006	787	771	0
2005	754	742	0
2004	754	733	0
2003	727	704	0
2002	676	656	0
2001	630	601	0

<sup>2</sup>The Menhaden endorsement was discontinued in 2013.

**Table I.5 Total number of licenses with selling privileges issued by fiscal year, the number of those licenses reported on trip tickets, and the number of individual participants using those licenses.**

Year	Licenses Issued <sup>3</sup>	FISCAL YEAR	CALENDAR YEAR	
		Licenses Used	Participants (FY)	Participants (CY)
2020	6,561	2,705	2,391	1,746
2019	6,667	2,783	2,509	2,535
2018	7,095	3,086	2,827	2,651
2017	7,413	3,144	2,922	2,945
2016	7,695	3,222	3,022	2,974
2015	8,085	3,410	3,202	3,136
2014	8,212	3,356	3,130	3,174
2013	8,515	3,292	3,058	3,151
2012	8,641	3,297	3,098	3,169
2011	9,082	3,700	3,471	3,244
2010	8,960	3,837	3,633	3,598
2009	9,131	3,924	3,696	3,756
2008	8,713	3,895	3,650	3,665
2007	8,683	3,977	3,717	3,742
2006	8,645	3,903	3,642	3,607
2005	8,875	4,389	4,091	3,894
2004	9,146	4,656	4,356	4,262
2003	9,494	4,933	4,610	4,355
2002	9,712	5,260	4,892	4,694
2001	9,677	5,587	5,174	5,081

<sup>3</sup> Licenses with selling privileges include SCFL, RSCFL, Shellfish, Land or Sell, Tournament, and Menhaden for Non-Residents.

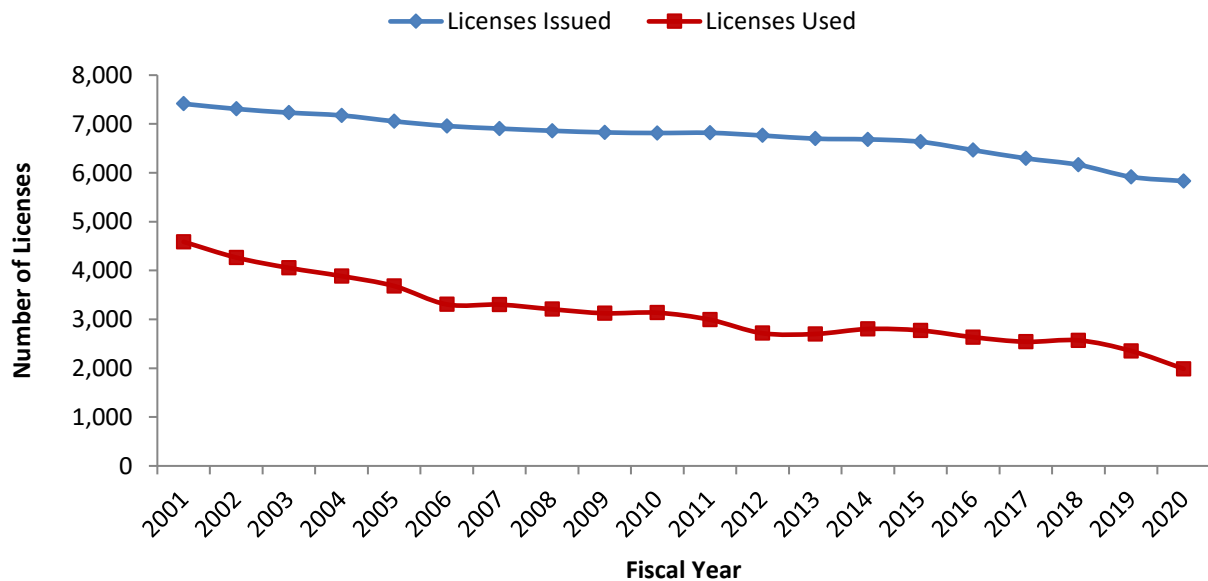


**Figure I.1 Total number of licenses with selling privileges issued and used by fiscal year.**

**Table I.6 Annual number of SCFLs and RSCFLs issued by fiscal year, the number of those licenses reported on trip tickets, and the number of individual participants using those licenses.**

Year	FISCAL YEAR			CALENDAR YEAR
	Licenses Issued	Licenses Used	Participants (FY)	Participants (CY)
2020	5,831	1,988	1,897	N/A <sup>4</sup>
2019	5,917	2,355	2,223	2,214
2018	6,164	2,571	2,416	2,287
2017	6,296	2,541	2,396	2,453
2016	6,465	2,635	2,492	2,417
2015	6,635	2,773	2,635	2,558
2014	6,685	2,803	2,646	2,619
2013	6,699	2,701	2,538	2,632
2012	6,764	2,716	2,566	2,593
2011	6,819	2,993	2,819	2,621
2010	6,815	3,136	2,981	2,887
2009	6,827	3,125	2,954	3,001
2008	6,861	3,207	3,013	2,965
2007	6,906	3,302	3,102	3,044
2006	6,959	3,306	3,102	3,012
2005	7,055	3,682	3,447	3,289
2004	7,175	3,886	3,663	3,562
2003	7,232	4,054	3,823	3,594
2002	7,308	4,266	3,977	3,835
2001	7,413	4,588	4,273	4,069

<sup>4</sup> Data by calendar year are not available for this report.



**Figure I.2 Annual number of SCFLs and RSCFLs issued and used by fiscal year.**

**Table I.7 Number of licenses available in the SCFL Eligibility Pool at the end of each fiscal year.**

Fiscal Year	Number of Licenses Available <sup>5</sup>	MFC Approved License Numbers <sup>6</sup>
2020	3,064	500
2019	2,973	500
2018	2,723	500
2017	2,592	1,500
2016	2,417	100
2015	1,238	1,238
2014	1,257	1,257
2013	1,368	1,368
2012	1,354	1,354
2011	1,375	1,375
2010	1,420	1,420
2009	1,559	1,559
2008	1,557	1,557
2007	1,596	1,596
2006	1,536	1,536
2005	1,423	1,423
2004	1,421	1,421
2003	1,458	1,458
2002	1,423	1,423
2001	1,314	1,314

SCFL/RSCFL yearly cap = 8,896

<sup>5</sup> Calculation change in 2016

<sup>6</sup> The Marine Fisheries Commission (MFC) voted to limit the number of licenses in the Eligibility Pool beginning in FY2016.

**Table I.8 Number of Commercial Fishing Vessel Registrations (CFVR) issued by vessel length category and fiscal year.**

Fiscal Year	0–18 ft.	19–38 ft.	39–50 ft.	>50 ft.	Total
2020	2,643	3,374	217	272	6,506
2019	2,764	3,392	224	255	6,635
2018	2,985	3,561	225	245	7,016
2017	3,122	3,676	231	241	7,270
2016	3,460	3,850	234	231	7,775
2015	3,753	3,900	218	232	8,103
2014	3,896	3,946	207	235	8,284
2013	3,866	4,009	218	244	8,337
2012	3,949	4,130	234	262	8,575
2011	4,015	4,224	264	296	8,799
2010	4,030	4,311	282	293	8,916
2009	4,120	4,363	289	316	9,088
2008	4,003	4,249	286	308	8,846
2007	4,013	4,221	295	302	8,831
2006	3,967	4,241	304	289	8,801
2005	4,078	4,332	304	306	9,020
2004	4,328	4,311	303	318	9,260
2003	4,489	4,333	309	324	9,455
2002	4,584	4,262	314	312	9,472
2001	4,650	4,191	300	316	9,457



**Table I.9 Number of license transfers by license type and fiscal year.**

Fiscal Year	SCFL	RSCFL	CFVR	Flounder	Total
2020	217	69	29	29	344
2019	291	65	36	40	432
2018	369	91	72	44	576
2017	378	101	47	22	548
2016	381	80	49	26	536
2015	430	94	50	22	596
2014	391	96	62	26	575
2013	339	78	61	30	508
2012	381	80	65	32	558
2011	375	75	97	37	584
2010	417	86	106	46	655
2009	418	87	131	26	662
2008	443	76	115	40	674
2007	465	73	111	28	677
2006	488	69	92	24	673
2005	500	76	122	23	721
2004	494	65	150	29	738
2003	489	48	153	25	715
2002	489	43	127	17	676
2001	630	64	220	27	941

**Table I.10 Number of Ocean Fishing Pier Licenses issued by fiscal year with length range and average.**

Fiscal Year	Number of Licenses	Minimum Length (ft)	Maximum Length (ft)	Average Length (ft)
2020	20	225	919	639
2019	19	225	919	631
2018	19	245	919	645
2017	20	245	919	657
2016	20	245	919	665
2015	20	245	919	674
2014	19	245	919	664
2013	20	245	919	667
2012	19	245	919	676
2011	21	245	919	671
2010	19	245	919	671
2009	20	245	919	656
2008	20	245	919	651
2007	20	378	1,019	700
2006	24	30	1,019	691
2005	25	30	1,019	701
2004	26	30	1,019	683
2003	26	30	1,019	683
2002	25	30	1,019	686
2001	25	30	1,019	686

**Table I.11 Number of Fish Dealer Licenses issued by fiscal year and number of Fish Dealer License categories.**

Fiscal Year	Number of Licenses	Category <sup>7</sup>							
		Finfish	Shrimp	Crab	Oyster	Scallop	Clam	Menhaden Dehydrate	Consolidated
2020	672	374	304	298	169	15	74	1	27
2019	683	384	315	295	156	11	73	1	27
2018	664	365	305	294	166	12	80	1	28
2017	694	390	313	341	160	18	89	0	29
2016	713	432	319	344	154	18	84	0	29
2015	737	475	311	358	162	21	93	1	34
2014	791	484	344	349	165	24	98	0	33
2013	780	496	355	337	169	23	93	0	36
2012	786	505	356	345	174	18	97	0	32
2011	832	515	379	371	169	26	83	0	35
2010	834	532	374	356	147	26	76	1	34
2009	788	494	340	330	134	40	73	1	35
2008	738	466	327	309	133	21	77	1	34
2007	756	478	344	331	122	21	74	0	34
2006	769	467	334	352	112	27	72	0	41
2005	832	511	380	370	108	27	69	1	41
2004	872	504	374	345	131	33	82	1	70
2003	874	498	383	334	145	31	82	1	74
2002	844	497	352	361	142	35	83	1	66
2001	836	492	339	365	139	28	79	1	72
2000	850	508	338	378	139	28	76	1	64

<sup>7</sup> Summing categories will not equal number of licenses. A single license can have multiple categories listed.

**Table I.12 Number of Recreational Commercial Gear Licenses (RCGL) issued by fiscal year.**

Fiscal Year	Number of Licenses Issued
2020	2,046
2019	1,980
2018	2,445
2017	2,613
2016	2,965
2015	3,912
2014	4,591
2013	4,900
2012	5,078
2011	5,146
2010	5,383
2009	5,618
2008	5,503
2007	5,553
2006	5,804
2005	5,899
2004	6,119
2003	5,935
2002	6,540
2001	6,356

**Table I.13 Number of permits issued by fiscal year.**

Fiscal year	Striped Bass Dealer	Black Sea Bass Dealer	Spiny Dogfish Dealer	River Herring Dealer	Atlantic Ocean Flounder Dealer	Shad Dealer <sup>8</sup>	Blue Crab Shedding	Estuarine Gill Net	TED Waiver <sup>11</sup>	Pamlico Sound Gillnet Restricted Area <sup>9</sup>	For-Hire Fishing <sup>10</sup>	Monkfish Gillnet	Atlantic Ocean Striped Bass Commercial Gear	Total
2020	66	18	24	4	17	-	220	2,458	-	-	-	4	344	3155
2019	68	18	24	5	18	-	234	2,523	0	-	-	5	371	3,266
2018	75	21	26	6	20	-	240	2,711	0	-	-	7	397	3,503
2017	77	22	26	8	21	-	264	2,672	0	-	-	7	415	3,512
2016	82	23	30	10	21	-	268	2,897	0	-	-	9	455	3,795
2015	85	26	33	15	26	-	268	2,674	0	4	-	8	407	3,546
2014	92	26	32	16	25	-	279	-	0	147	97	9	638	1,361
2013	84	25	31	15	23	-	268	-	0	177	157	8	674	1,462
2012	84	27	32	19	26	-	287	-	0	167	188	9	751	1,590
2011	99	29	33	22	27	-	293	-	0	174	186	7	844	1,714
2010	98	29	31	21	24	-	302	-	0	157	164	10	780	1,616
2009	90	25	27	20	25	-	300	-	1	153	164	15	-	820
2008	88	24	26	17	24	-	305	-	0	136	148	14	-	782
2007	100	24	26	36	26	-	314	-	2	138	750	13	-	1,429
2006	100	24	22	37	26	-	330	-	12	144	787	15	-	1,497
2005	102	26	24	43	28	2	338	-	15	153	757	-	-	1,488
2004	108	27	27	44	31	31	349	-	22	158	711	-	-	1,508
2003	106	-	-	49	39	37	353	-	26	161	-	-	-	771
2002	98	-	-	47	41	38	370	-	16	230	-	-	-	840

<sup>8</sup> Ocean Shad fishery eliminated in 2005.

<sup>9</sup> The Pamlico Sound Gill Net Restricted Area permit was discontinued in September 2014.

<sup>10</sup> The For-Hire Fishing permit was discontinued in June 2014.

<sup>11</sup> The permit to waive requirement to use TEDs in the Atlantic Ocean was discontinued in April 2019.

**Table I.14 Number of Striped Bass Dealer Permits (total and by validation area) issued by fiscal year.**

Fiscal Year	Total	ASMA	Central	Southern	Ocean
2020	66	46	29	29	42
2019	68	49	36	36	38
2018	75	49	39	39	38
2017	77	50	39	39	40
2016	82	51	39	39	44
2015	85	45	43	43	52
2014	92	44	47	47	56
2013	84	43	38	38	54
2012	84	45	42	42	60
2011	99	53	39	39	64
2010	98	64	38	38	74
2009	90	53	42	42	68
2008	88	50	40	40	64
2007	100	47	54	54	72
2006	100	49	53	53	65
2005	102	48	57	55	73
2004	108	51	55	14	59
2003	106	58	56	6	49
2002	98	55	58	10	51
2001	96	58	64	15	46

NOTE: Summing validation areas will not equal total number of permits. One permit can have multiple areas listed.

**Table I.15 Number of River Herring Discretionary Permits issued by fiscal year.**

Fiscal Year	Number of Permits	Number of Active Participants
2015 <sup>12</sup>	27	0
2014	27	6
2013	12	12
2012	32	10
2011	23	16
2010	30	16
2009	27	14
2008	13	9
2007	15	11

<sup>12</sup>This permit was discontinued in FY2015 after permits were issued.

**Table I.16 Number of For-Hire Fishing Permits and number of permits that have associated commercial fishing licenses by fiscal year.**

Fiscal Year	Number of Permits	Number of Permits with SCFL	Number of Permits with RSCFL	Number of Permits with Shellfish Licenses	Number of Permits with CFVR
2014 <sup>14</sup>	184	82	3	3	81
2013	146	72	2	4	68
2012	188	83	5	1	94
2011	186	82	4	4	85
2010	164	80	4	1	85
2009	164	22	1	4	24
2008	148	71	6	1	78
2007 July–Dec <sup>13</sup>	750	358	12	2	451
2006	787	365	13	6	465
2005	757	349	13	5	446
2004	711	319	12	8	382

<sup>13</sup> The For-Hire Blanket CRFL for for-hire vessels changed the demand for the For-Hire Permit during fiscal year 2007. If a for-hire operator had the For-Hire Blanket CRFL, then no permit was needed. If the operator chose not to obtain a For-Hire Blanket CRFL, then a For-Hire Permit must have been obtained.

<sup>14</sup> The For-Hire Fishing Permit was discontinued on June 30, 2014 as part of the restructuring of the for-hire license system.

**Table I.17 Number of For-Hire Blanket CRFLs and number with associated commercial licenses by fiscal year.**

Fiscal Year	Number of Licenses	Number of Licenses with SCFL	Number of Licenses with RSCFL	Number of Licenses with Shellfish Licenses	Number of Licenses with CFVR
2014 <sup>15</sup>	597	257	24	5	253
2013	481	236	16	2	227
2012	576	243	10	10	219
2011	650	248	11	3	211
2010	631	238	4	6	221
2009	612	263	9	1	237
2008	653	273	5	6	251

<sup>15</sup> The For-Hire Blanket CRFL was discontinued on June 30, 2014 as part of the restructuring of the for-hire license system.

**Table I.18 Number of Blanket For-Hire Vessel CRFLs and number with associated commercial licenses by fiscal year.**

Fiscal Year	Number of Licenses	Number of Licenses with SCFL	Number of Licenses with RSCFL	Number of Licenses with Shellfish Licenses	Number of Licenses with CFVR
2020	597	204	20	1	218
2019	588	189	23	2	210
2018	566	178	21	3	188
2017	521	165	24	4	166
2016	484	166	20	3	166
2015	420	160	16	7	147

**Table I.19 Number of Non-Blanket For-Hire Vessel Licenses and number with associated commercial licenses by fiscal year.**

Fiscal Year	Number of Licenses	Number of Licenses with SCFL	Number of Licenses with RSCFL	Number of Licenses with Shellfish Licenses	Number of Licenses with CFVR
2020	106	34	3	0	39
2019	121	43	2	0	50
2018	106	46	1	0	43
2017	124	43	0	0	45
2016	129	45	2	0	46
2015	113	44	2	1	45

**Table I.20 Number of Blanket For-Hire Captain's CRFLs and number with associated commercial licenses by fiscal year.**

Fiscal Year	Number of Licenses	Number of Licenses with SCFL	Number of Licenses with RSCFL	Number of Licenses with Shellfish Licenses	Number of Licenses with CFVR
2020	131	71	6	1	118
2019	135	74	4	2	116
2018	115	69	2	1	106
2017	118	72	0	1	105
2016	118	70	2	0	105
2015	106	60	2	0	93

**Table I.21 Number of Commercial Fishing Vessel Registrations (CFVR) with For-Hire Endorsements by fiscal year.**

Fiscal Year	Total CFVR Issued	Number of For-Hire Endorsements
2020	6,506	235
2019	6,635	247
2018	7,016	223
2017	7,270	251
2016	7,775	264
2015	8,103	343
2014	8,284	29
2013	8,337	33
2012	8,575	41
2011	8,799	48
2010	8,916	44
2009	9,088	62

NOTE: The Blanket For-Hire Captain's CRFL was made available in FY2015 and requires a CFVR with For Hire Endorsement on the vessel being used in a for-hire operation. Before 2015, CFVRs were only issued for commercial use; however, the owner of the CFVR could optionally declare use of their vessel as a charter boat.

**Table I.22 Number of Blanket For-Hire Vessel CRFLs issued by fiscal year and passenger capacity.**

Fiscal Year	Six or Fewer Passengers	More than Six Passengers	Total
2020	568	30	598
2019	556	32	588
2018	534	32	566
2017	497	24	521
2016	460	24	484
2015	394	26	420
2014	177	8	185
2013	515	44	559
2012	527	45	572
2011	590	60	650
2010	580	51	631
2009	554	58	612
2008	588	65	653
2007	577	70	647

NOTE: There was a major restructuring of all for-hire licenses in 2014, part of which was a change from annual effective dates from day of sale to fiscal year (July 1 to June 30) effective dates. Existing for-hire licenses were provided extensions to adjust to this shift in effective dates. For this reason, sales figures were affected and should not be used to compare to previous years.

**Table I.23 Number of Coastal Recreational Fishing License (CRFL) Exemption Permits issued by fiscal year.**

Fiscal Year	Applications	Approved	Denied
2020	6	6	0
2019	17	17	0
2018	20	20	0
2017	21	21	0
2016	28	26	2
2015	22	21	1
2014	19	19	0
2013	17	16	1
2012	15	14	1
2011	15	14	1
2010	17	17	0
2009	17	17	0
2008	23	21	2

**Table I.24 Number of Blocks of 10 Ten-Day Coastal Recreational Fishing Licenses issued by fiscal year.**

Fiscal Year	Number of Licenses Issued
2020	1
2019	3
2018	2
2017	5
2016	5
2015	4
2014	0
2013	2
2012	5
2011	5
2010	3
2009	1



**Table I.25 Distribution of North Carolina Coastal Recreational Fishing License (CRFL) sales by calendar year, type of license, and residency classification.**

Year	Type of License	Resident of NC	Nonresident	Military stationed in NC	Student at NC School	Year Total
2019	10 Day CRFL - Nonresident	236	134,061	70	3	134,370
	10 Day CRFL - Resident	42,297	56	2,275	96	44,724
	Annual CRFL - Nonresident	107	22,382	3	0	22,492
	Annual CRFL - Resident	109,586	29	4,880	94	114,589
	Annual Inland Fishing/CRFL - Subsistence Waiver	30,469	0	9	1	30,479
	Annual Unified Inland Fishing/CRFL	45,791	15	1,946	69	47,821
	Annual Unified Sportsman with CRFL	43,295	4	936	9	44,244
	Lifetime CRFL - Adult NC Resident	364	0	1	0	365
	Lifetime CRFL - Adult Nonresident	0	10	0	0	10
	Lifetime CRFL - Disabled Veteran	882	0	12	0	894
	Lifetime CRFL - Infant	82	9	0	0	91
	Lifetime CRFL - Senior	4,656	1	1	0	4,658
	Lifetime CRFL - Totally Disabled	534	0	1	0	535
	Lifetime CRFL - Youth	88	3	0	0	91
	Lifetime Unified Inland Fishing/CRFL	659	0	2	1	662
	Lifetime Unified Inland Fishing/CRFL - Adult Care Home	207	0	0	0	207
	Lifetime Unified Inland Fishing/CRFL - Blind	56	0	0	0	56
	Lifetime Unified Sportsman with CRFL - Adult Nonresident	0	22	0	0	22
	Lifetime Unified Sportsman with CRFL - Adult Resident	1,395	2	4	1	1,402
	Lifetime Unified Sportsman with CRFL - Disabled Veteran	1,035	1	36	0	1,072
	Lifetime Unified Sportsman with CRFL - Infant	5,489	142	1	0	5,632
	Lifetime Unified Sportsman with CRFL - Senior	3,219	1	0	0	3,220
	Lifetime Unified Sportsman with CRFL - Totally Disabled	336	0	0	0	336
	Lifetime Unified Sportsman with CRFL - Youth	613	21	0	0	634
	<b>Year Total</b>	<b>291,396</b>	<b>156,759</b>	<b>10,177</b>	<b>274</b>	<b>458,606</b>

**Table I.25 Distribution of North Carolina Coastal Recreational Fishing License (CRFL) sales by calendar year, type of license, and residency classification (continued).**

Year	Type of License	Resident of NC	Nonresident	Military stationed in NC	Student at NC School	Year Total
2018	10 Day CRFL - Nonresident	241	129,739	38	4	130,022
	10 Day CRFL - Resident	37,987	28	1,958	78	40,051
	Annual CRFL - Nonresident	76	21,125	7	2	21,210
	Annual CRFL - Resident	98,712	24	4,684	82	103,502
	Annual Inland Fishing/CRFL - Subsistence Waiver	29,977	2	5	3	29,987
	Annual Unified Inland Fishing/CRFL	38,459	7	1,708	58	40,232
	Annual Unified Sportsman with CRFL	40,793	12	885	13	41,703
	Lifetime CRFL - Adult NC Resident	286	0	0	0	286
	Lifetime CRFL - Adult Nonresident	0	15	1	0	16
	Lifetime CRFL - Disabled Veteran	733	1	22	0	756
	Lifetime CRFL - Infant	67	11	0	0	78
	Lifetime CRFL - Senior	5,726	4	2	0	5,732
	Lifetime CRFL - Totally Disabled	439	0	0	0	439
	Lifetime CRFL - Youth	88	7	0	0	95
	Lifetime Unified Inland Fishing/CRFL	572	0	1	1	574
	Lifetime Unified Inland Fishing/CRFL - Adult Care Home	238	1	0	0	239
	Lifetime Unified Inland Fishing/CRFL - Blind	53	0	0	0	53
	Lifetime Unified Sportsman with CRFL - Adult Nonresident	-	13	0	0	13
	Lifetime Unified Sportsman with CRFL - Adult Resident	1,197	5	7	1	1,210
	Lifetime Unified Sportsman with CRFL - Disabled Veteran	941	0	46	0	987
	Lifetime Unified Sportsman with CRFL - Infant	4,991	151	3	0	5,145
	Lifetime Unified Sportsman with CRFL - Senior	5,717	1	1	0	5,719
	Lifetime Unified Sportsman with CRFL - Totally Disabled	333	0	0	0	333
	Lifetime Unified Sportsman with CRFL - Youth	529	19	0	0	548
	<b>Year Total</b>	<b>268,155</b>	<b>151,165</b>	<b>9,368</b>	<b>242</b>	<b>428,930</b>

**Table I.25 Distribution of North Carolina Coastal Recreational Fishing License (CRFL) sales by calendar year, type of license, and residency classification (continued).**

Year	Type of License	Resident of NC	Nonresident	Military stationed in NC	Student at NC School	Year Total
2017	10 Day CRFL - Nonresident	639	138,457	183	6	139,285
	10 Day CRFL - Resident	45,180	138	1,962	69	47,349
	Annual CRFL - Nonresident	462	21,525	43	4	22,034
	Annual CRFL - Resident	113,241	110	5,570	80	119,001
	Annual Inland Fishing/CRFL - Subsistence Waiver	33,957	3	9	3	33,972
	Annual Unified Inland Fishing/CRFL	38,526	36	1,360	47	39,969
	Annual Unified Sportsman with CRFL	42,165	27	916	7	43,115
	Lifetime CRFL - Adult NC Resident	298	0	2	0	300
	Lifetime CRFL - Adult Nonresident	0	18	0	0	18
	Lifetime CRFL - Disabled Veteran	773	1	15	0	789
	Lifetime CRFL - Infant	77	8	0	0	85
	Lifetime CRFL - Senior	7,130	14	3	1	7,148
	Lifetime CRFL - Totally Disabled	578	0	1	0	579
	Lifetime CRFL - Youth	104	6	0	0	110
	Lifetime Unified Inland Fishing/CRFL	457	1	1	0	459
	Lifetime Unified Inland Fishing/CRFL - Adult Care Home	235	0	0	0	235
	Lifetime Unified Inland Fishing/CRFL - Blind	77	0	0	0	77
	Lifetime Unified Sportsman with CRFL - Adult Nonresident	0	17	0	0	17
	Lifetime Unified Sportsman with CRFL - Adult Resident	1,113	9	5	1	1,148
	Lifetime Unified Sportsman with CRFL - Disabled Veteran	931	0	35	0	966
	Lifetime Unified Sportsman with CRFL - Infant	4,912	144	2	0	5,058
	Lifetime Unified Sportsman with CRFL - Senior	6,924	8	1	0	6,933
	Lifetime Unified Sportsman with CRFL - Totally Disabled	361	0	0	0	361
	Lifetime Unified Sportsman with CRFL - Youth	550	13	0	0	563
	<b>Year Total</b>	<b>298,710</b>	<b>160,535</b>	<b>10,108</b>	<b>218</b>	<b>469,571</b>

**Table I.25 Distribution of North Carolina Coastal Recreational Fishing License (CRFL) sales by calendar year, type of license, and residency classification (continued).**

Year	Type of License	Resident of NC	Nonresident	Military stationed in NC	Student at NC School	Year Total
2016	10 Day CRFL - Nonresident	1,011	137,141	265	10	138,427
	10 Day CRFL - Resident	44,842	175	1,894	62	46,973
	Annual CRFL - Nonresident	697	19,633	41	3	20,374
	Annual CRFL - Resident	114,251	266	5,825	74	120,416
	Annual Inland Fishing/CRFL - Subsistence Waiver	38,524	8	10	2	38,544
	Annual Unified Inland Fishing/CRFL	35,010	71	1,188	35	36,304
	Annual Unified Sportsman with CRFL	41,820	78	898	11	42,807
	Lifetime CRFL - Adult NC Resident	281	0	0	0	281
	Lifetime CRFL - Adult Nonresident	0	10	0	0	10
	Lifetime CRFL - Disabled Veteran	763	0	12	0	775
	Lifetime CRFL - Infant	74	7	0	0	81
	Lifetime CRFL – Senior	6,657	6	7	0	6,670
	Lifetime CRFL - Totally Disabled	598	0	0	0	598
	Lifetime CRFL - Youth	61	8	0	0	69
	Lifetime Unified Inland Fishing/CRFL	416	1	1	0	418
	Lifetime Unified Inland Fishing/CRFL - Adult Care Home	321	1	0	0	322
	Lifetime Unified Inland Fishing/CRFL - Blind	48	0	0	0	48
	Lifetime Unified Sportsman with CRFL - Adult Resident	1,094	8	2	0	1,104
	Lifetime Unified Sportsman with CRFL - Adult Nonresident	0	14	1	0	15
	Lifetime Unified Sportsman with CRFL - Disabled Veteran	813	6	13	1	833
	Lifetime Unified Sportsman with CRFL - Infant	4,666	127	2	0	4,795
	Lifetime Unified Sportsman with CRFL – Senior	6,907	5	0	0	6,912
	Lifetime Unified Sportsman with CRFL - Totally Disabled	381	1	1	0	383
	Lifetime Unified Sportsman with CRFL - Youth	529	16	0	0	545
	<b>Year Total</b>	<b>299,764</b>	<b>157,582</b>	<b>10,160</b>	<b>198</b>	<b>467,704</b>

**Table I.26 Distribution of North Carolina CRFL sales by calendar year and collapsed license group with group components.**

Year	Type of License/Collapsed	Type of License	Number	Percent of License Group
2019	10-Day License	10 Day CRFL - Nonresident	134,370	75.0
		10 Day CRFL - Resident	44,724	25.0
		Total	179,094	100.0
	Annual License	Annual CRFL - Nonresident	22,489	8.7
		Annual CRFL - Resident	114,592	44.1
		Annual Inland Fishing/CRFL - Subsistence Waiver	30,479	11.7
		Annual Unified Inland Fishing/CRFL	47,821	18.4
		Annual Unified Sportsman with CRFL	44,232	17.0
		Total	259,613	100.0
	Lifetime Licenses	Lifetime CRFL - Adult NC Resident	365	1.8
		Lifetime CRFL - Adult Nonresident	10	0.1
		Lifetime CRFL - Disabled Veteran	894	4.5
		Lifetime CRFL - Infant	91	0.5
		Lifetime CRFL - Senior	4,658	23.4
		Lifetime CRFL - Totally Disabled	535	2.7
		Lifetime CRFL - Youth	91	0.5
		Lifetime Unified Inland Fishing/CRFL	662	3.3
		Lifetime Unified Inland Fishing/CRFL - Adult Care Home	207	1
		Lifetime Unified Inland Fishing/CRFL - Blind	56	0.3
		Lifetime Unified Sportsman with CRFL - Adult Nonresident	22	0.1
Lifetime Unified Sportsman with CRFL - Adult Resident		1,402	7	
Lifetime Unified Sportsman with CRFL - Disabled Veteran		1,072	5.4	
Lifetime Unified Sportsman with CRFL - Infant		5,632	28.3	
Lifetime Unified Sportsman with CRFL - Senior		3,231	16.2	
Lifetime Unified Sportsman with CRFL - Totally Disabled		336	1.7	
Lifetime Unified Sportsman with CRFL - Youth		634	3.2	
Total	19,898	100.0		

**Table I.26 Distribution of North Carolina CRFL sales by calendar year and collapsed license group with group components (*continued*).**

Year	Type of License/Collapsed	Type of License	Number	Percent of License Group
2018	10-Day License	10 Day CRFL - Nonresident	130,022	76.5
		10 Day CRFL - Resident	40,051	23.5
		Total	170,073	100.0
	Annual License	Annual CRFL - Nonresident	21,210	9.0
		Annual CRFL - Resident	103,502	43.7
		Annual Inland Fishing/CRFL - Subsistence Waiver	29,987	12.7
		Annual Unified Inland Fishing/CRFL	40,232	17.0
		Annual Unified Sportsman with CRFL	41,703	17.6
		Total	236,634	100.0
	Lifetime Licenses	Lifetime CRFL - Adult NC Resident	286	1.3
		Lifetime CRFL - Adult Nonresident	16	0.1
		Lifetime CRFL - Disabled Veteran	756	3.4
		Lifetime CRFL - Infant	78	0.4
		Lifetime CRFL - Senior	5,732	25.8
		Lifetime CRFL - Totally Disabled	439	2.0
		Lifetime CRFL - Youth	95	0.4
		Lifetime Senior Unified Sportsman with CRFL	5,719	25.7
		Lifetime Unified Inland Fishing/CRFL	574	2.6
		Lifetime Unified Inland Fishing/CRFL - Adult Care Home	239	1.1
		Lifetime Unified Inland Fishing/CRFL - Blind	53	0.2
		Lifetime Unified Sportsman with CRFL - Adult Nonresident	13	0.1
		Lifetime Unified Sportsman with CRFL - Adult Resident	1,210	5.4
Lifetime Unified Sportsman with CRFL - Disabled Veteran		987	4.4	
Lifetime Unified Sportsman with CRFL - Infant		5,145	23.2	
Lifetime Unified Sportsman with CRFL - Senior		5,719	25.7	
Lifetime Unified Sportsman with CRFL - Totally Disabled		333	1.5	
Lifetime Unified Sportsman with CRFL - Youth	548	2.5		
	Total	22,223	100.0	

**Table I.26 Distribution of North Carolina CRFL sales by calendar year and collapsed license group with group components (*continued*).**

Year	Type of License/Collapsed	Type of License	Number	Percent of License Group
2017	10-Day License	10 Day CRFL - Nonresident	139,285	74.6
		10 Day CRFL - Resident	47,349	25.4
		Total	186,634	100.0
	Annual License	Annual CRFL - Nonresident	22,034	8.5
		Annual CRFL - Resident	119,001	46.1
		Annual Inland Fishing/CRFL - Subsistence Waiver	33,972	13.2
		Annual Unified Inland Fishing/CRFL	39,969	15.5
		Annual Unified Sportsman with CRFL	43,115	16.7
		Total	258,091	100.0
	Lifetime Licenses	Lifetime CRFL - Adult NC Resident	300	1.2
		Lifetime CRFL - Adult Nonresident	18	0.1
		Lifetime CRFL - Disabled Veteran	789	3.2
		Lifetime CRFL - Infant	85	0.3
		Lifetime CRFL - Senior	7,148	28.8
		Lifetime CRFL - Totally Disabled	579	2.3
		Lifetime CRFL - Youth	110	0.4
		Lifetime Unified Inland Fishing/CRFL	459	1.8
		Lifetime Unified Inland Fishing/CRFL - Adult Care Home	235	0.9
		Lifetime Unified Inland Fishing/CRFL - Blind	77	0.3
		Lifetime Unified Sportsman with CRFL - Adult Nonresident	17	0.1
		Lifetime Unified Sportsman with CRFL - Adult Resident	1,148	4.6
Lifetime Unified Sportsman with CRFL - Disabled Veteran		966	3.9	
Lifetime Unified Sportsman with CRFL - Infant		5,058	20.4	
Lifetime Unified Sportsman with CRFL - Senior		6,933	27.9	
Lifetime Unified Sportsman with CRFL - Totally Disabled	361	1.5		
Lifetime Unified Sportsman with CRFL - Youth	563	2.3		
Total	24,846	100.0		

**Table I.26 Distribution of North Carolina CRFL sales by calendar year and collapsed license group with group components (*continued*).**

Year	Type of License/Collapsed	Type of License	Number	Percent of License Group
2016	10-Day License	10 Day CRFL - Nonresident	138,427	74.7
		10 Day CRFL - Resident	46,973	25.3
		Total	185,400	100.0
	Annual License	Annual CRFL - Nonresident	20,374	7.9
		Annual CRFL - Resident	120,416	46.6
		Annual Inland Fishing/CRFL - Subsistence Waiver	38,544	14.9
		Annual Unified Inland Fishing/CRFL	36,305	14.0
		Annual Unified Sportsman with CRFL	42,807	16.6
		Total	258,446	100.0
	Lifetime Licenses	Lifetime CRFL - Adult NC Resident	281	1.2
		Lifetime CRFL - Adult Nonresident	10	0.0
		Lifetime CRFL - Disabled Veteran	775	3.2
		Lifetime CRFL - Infant	81	0.3
		Lifetime CRFL – Senior	6,670	28.0
		Lifetime CRFL - Totally Disabled	598	2.5
		Lifetime CRFL - Youth	69	0.3
		Lifetime Unified Inland Fishing/CRFL	418	1.8
		Lifetime Unified Inland Fishing/CRFL - Adult Care Home	322	1.3
		Lifetime Unified Inland Fishing/CRFL - Blind	48	0.2
		Lifetime Unified Sportsman with CRFL - Adult Nonresident	15	0.1
		Lifetime Unified Sportsman with CRFL - Adult Resident	1,104	4.6
		Lifetime Unified Sportsman with CRFL - Disabled Veteran	834	3.5
		Lifetime Unified Sportsman with CRFL - Infant	4,795	20.1
	Lifetime Unified Sportsman with CRFL – Senior	6,912	29.0	
	Lifetime Unified Sportsman with CRFL - Totally Disabled	383	1.6	
	Lifetime Unified Sportsman with CRFL - Youth	545	2.3	
	Total	23,860	100.0	



**Table I.27 Distribution of CRFL sales by calendar year, age group, and residency type.**

Age Group <sup>16</sup>	Resident of NC		Nonresident		Military stationed in NC		Student at NC School		All	
	Number	Percent	Number	Percent	Number	Percent	Number	Percent	Number	Percent
<b>2019</b>										
Under 16	3,113	1.4	255	0.3	8	0.2	3	1.3	3,379	1.1
16 through 25	29,011	12.9	11,520	13.2	2,009	37.9	167	71.7	42,707	13.4
26 through 35	39,234	17.4	14,983	17.2	1,855	35.0	50	21.5	56,122	17.6
36 through 45	43,346	19.2	16,769	19.2	1,045	19.7	3	1.3	61,163	19.2
46 through 55	51,324	22.8	17,248	19.7	299	5.6	9	3.9	68,880	21.6
56 through 65	50,313	22.3	16,175	18.5	76	1.4	1	0.4	66,565	20.9
66 through 75	8,558	3.8	8,842	10.1	16	0.3	0	0.0	17,416	5.5
76 through 85	635	0.3	1,487	1.7	0	0.0	0	0.0	2,122	0.7
Greater than 85	62	0.0	100	0.1	0	0.0	0	0.0	162	0.1
<b>2018</b>										
Under 16	2,725	1.3	192	0.2	12	0.3	2	1.0	2,931	1.0
16 through 25	26,196	12.7	11,077	13.4	1,841	38.2	138	67.7	39,252	13.3
26 through 35	35,943	17.4	14,328	17.4	1,741	36.1	56	27.5	52,068	17.7
36 through 45	40,135	19.4	16,051	19.5	912	18.9	6	2.9	57,104	19.4
46 through 55	47,739	23.1	16,699	20.2	251	5.2	1	0.5	64,690	22.0
56 through 65	46,404	22.4	14,995	18.2	54	1.1	1	0.5	61,454	20.9
66 through 75	7,181	3.5	7,825	9.5	6	0.1	0	0.0	15,012	5.1
76 through 85	595	0.3	1,253	1.5	0	0.0	0	0.0	1,848	0.6
Greater than 85	47	0.0	87	0.1	0	0.0	0	0.0	134	0.1
<b>2017</b>										
Under 16	2,836	1.2	169	0.2	8	0.2	2	1.2	3,015	0.9
16 through 25	29,418	12.9	11,088	13.0	1,827	37.2	107	64.5	42,440	13.3
26 through 35	39,675	17.3	14,614	17.2	1,849	37.6	48	28.9	56,186	17.6
36 through 45	44,587	19.5	16,283	19.1	894	18.2	4	2.4	61,768	19.4
46 through 55	53,380	23.3	17,682	20.8	268	5.5	3	1.8	71,333	22.4
56 through 65	50,756	22.2	15,634	18.4	60	1.2	1	0.6	66,451	20.8
66 through 75	7,576	3.3	8,256	9.7	9	0.2	1	0.6	15,842	5.0
76 through 85	648	0.3	1,364	1.6	3	0.1	0	0.0	2,015	0.6
Greater than 85	61	0.0	95	0.1	0	0.0	0	0.0	156	0.1
<b>2016</b>										
Under 16	2,474	1.1	92	0.1	4	0.1	0	0.0	2,570	0.8
16 through 25	30,791	13.6	10,589	13.1	1,814	38.7	107	66.5	43,301	13.8
26 through 35	39,560	17.4	14,138	17.5	1,788	38.2	47	29.2	55,533	17.8
36 through 45	45,081	19.8	15,508	19.2	781	16.7	3	1.9	61,373	19.6
46 through 55	52,916	23.3	17,058	21.1	255	5.5	3	1.9	70,232	22.5
56 through 65	48,705	21.4	14,779	18.3	30	0.6	0	0.0	63,514	20.3
66 through 75	6,984	3.1	7,322	9.1	10	0.2	1	0.6	14,317	4.6
76 through 85	620	0.3	1,150	1.4	0	0.0	0	0.0	1,770	0.6
Greater than 85	66	0.0	89	0.1	0	0.0	0	0.0	155	0.1

<sup>16</sup> Not a mandatory field, missing on some applications.

**Table I.28 Number of CRFLs sold by calendar year and county of residence.**

County of License Holder	2019		2018		2017		2016	
	Number	Percent	Number	Percent	Number	Percent	Number	Percent
Alamance	4,644	1.01	4,172	0.97	4,498	0.96	4,470	0.96
Alexander	856	0.19	779	0.18	809	0.17	827	0.18
Alleghany	286	0.06	244	0.06	285	0.06	253	0.05
Anson	580	0.13	624	0.15	650	0.14	666	0.14
Ashe	601	0.13	495	0.12	455	0.10	476	0.10
Avery	277	0.06	229	0.05	250	0.05	258	0.06
Beaufort	5,484	1.20	5,080	1.18	5,851	1.25	5,659	1.21
Bertie	1,498	0.33	1,390	0.32	1,509	0.32	1,546	0.33
Bladen	1,601	0.35	1,473	0.34	1,697	0.36	1,728	0.37
Brunswick	10,646	2.32	9,677	2.26	10,791	2.30	10,643	2.28
Buncombe	2,116	0.46	2,043	0.48	2,205	0.47	2,048	0.44
Burke	1,780	0.39	1,703	0.40	1,920	0.41	2,032	0.43
Cabarrus	3,634	0.79	3,439	0.80	3,664	0.78	3,542	0.76
Caldwell	2,388	0.52	2,240	0.52	2,514	0.54	2,688	0.57
Camden	796	0.17	808	0.19	834	0.18	831	0.18
Carteret	9,811	2.14	8,389	1.96	9,943	2.12	10,109	2.16
Caswell	710	0.15	617	0.14	689	0.15	667	0.14
Catawba	3,099	0.68	3,000	0.70	3,198	0.68	3,253	0.70
Chatham	1,945	0.42	1,828	0.43	1,995	0.42	1,909	0.41
Cherokee	213	0.05	206	0.05	219	0.05	264	0.06
Chowan	1,337	0.29	1,329	0.31	1,322	0.28	1,496	0.32
Clay	228	0.05	233	0.05	220	0.05	241	0.05
Cleveland	1,658	0.36	1,651	0.38	1,727	0.37	1,763	0.38
Columbus	2,883	0.63	2,667	0.62	2,730	0.58	2,759	0.59
Craven	8,819	1.92	7,887	1.84	9,165	1.95	9,223	1.97
Cumberland	7,094	1.55	6,663	1.55	7,436	1.58	7,366	1.57
Currituck	2,118	0.46	1,986	0.46	2,089	0.44	1,984	0.42
Dare	5,791	1.26	5,246	1.22	5,963	1.27	5,549	1.19
Davidson	5,436	1.19	5,069	1.18	5,561	1.18	5,504	1.18
Davie	1,336	0.29	1,299	0.30	1,396	0.30	1,493	0.32
Duplin	3,577	0.78	3,107	0.72	3,602	0.77	3,451	0.74
Durham	4,046	0.88	3,478	0.81	4,242	0.90	3,924	0.84
Edgecombe	2,096	0.46	2,022	0.47	2,242	0.48	2,396	0.51
Forsyth	6,641	1.45	6,171	1.44	6,894	1.47	6,960	1.49
Franklin	2,065	0.45	1,822	0.42	2,020	0.43	1,783	0.38
Gaston	4,420	0.96	4,116	0.96	4,509	0.96	4,492	0.96
Gates	538	0.12	538	0.13	551	0.12	573	0.12
Graham	92	0.02	55	0.01	67	0.01	88	0.02
Granville	1,484	0.32	1,422	0.33	1,512	0.32	1,466	0.31
Greene	1,146	0.25	1,009	0.24	1,132	0.24	1,060	0.23
Guilford	8,278	1.81	7,768	1.81	8,470	1.80	8,649	1.85
Halifax	1,470	0.32	1,467	0.34	1,656	0.35	1,776	0.38
Harnett	4,172	0.91	3,666	0.85	4,045	0.86	4,032	0.86
Haywood	470	0.10	543	0.13	516	0.11	542	0.12
Henderson	808	0.18	749	0.17	808	0.17	783	0.17
Hertford	1,066	0.23	1,016	0.24	1,052	0.22	1,061	0.23
Hoke	1,494	0.33	1,337	0.31	1,468	0.31	1,528	0.33

**Table I.28 Number of CRFLs sold by calendar year and county of residence (continued).**

County of License Holder	2019		2018		2017		2016	
	Number	Percent	Number	Percent	Number	Percent	Number	Percent
Hyde	722	0.16	702	0.16	834	0.18	848	0.18
Iredell	3,032	0.66	2,844	0.66	3,030	0.65	2,903	0.62
Jackson	259	0.06	267	0.06	247	0.05	295	0.06
Johnston	9,158	2.00	8,256	1.92	8,904	1.90	8,633	1.85
Jones	949	0.21	887	0.21	1,032	0.22	1,023	0.22
Lee	1,544	0.34	1,520	0.35	1,890	0.40	2,055	0.44
Lenoir	3,507	0.76	3,216	0.75	3,645	0.78	3,767	0.81
Lincoln	1,932	0.42	1,761	0.41	1,980	0.42	1,949	0.42
Macon	230	0.05	201	0.05	230	0.05	226	0.05
Madison	230	0.05	192	0.04	205	0.04	242	0.05
Martin	1,915	0.42	1,796	0.42	1,919	0.41	1,972	0.42
McDowell	774	0.17	638	0.15	773	0.16	818	0.17
Mecklenburg	7,815	1.70	7,487	1.75	7,966	1.70	8,168	1.75
Mitchell	155	0.03	162	0.04	205	0.04	187	0.04
Montgomery	767	0.17	595	0.14	714	0.15	751	0.16
Moore	2,369	0.52	2,186	0.51	2,472	0.53	2,373	0.51
Nash	3,579	0.78	3,372	0.79	3,604	0.77	3,620	0.77
New Hanover	14,115	3.08	13,203	3.08	15,090	3.21	15,036	3.21
Northampton	681	0.15	653	0.15	769	0.16	877	0.19
Out-of-state	161,249	35.16	154,978	36.13	164,422	34.98	161,812	34.60
Onslow	16,782	3.66	14,938	3.48	17,202	3.66	17,633	3.77
Orange	2,653	0.58	2,497	0.58	2,661	0.57	2,767	0.59
Pamlico	1,621	0.35	1,495	0.35	1,748	0.37	1,794	0.38
Pasquotank	1,932	0.42	1,914	0.45	2,081	0.44	2,070	0.44
Pender	5,696	1.24	5,176	1.21	5,891	1.25	5,738	1.23
Perquimans	1,081	0.24	1,046	0.24	1,131	0.24	1,147	0.25
Person	1,054	0.23	963	0.22	1,070	0.23	1,074	0.23
Pitt	8,668	1.89	8,080	1.88	8,839	1.88	8,634	1.85
Polk	171	0.04	146	0.03	165	0.04	163	0.03
Randolph	4,537	0.99	4,116	0.96	4,660	0.99	4,614	0.99
Richmond	1,167	0.25	1,131	0.26	1,299	0.28	1,360	0.29
Robeson	4,553	0.99	3,920	0.91	4,569	0.97	4,465	0.95
Rockingham	1,983	0.43	1,812	0.42	2,171	0.46	2,003	0.43
Rowan	4,451	0.97	4,295	1.00	4,713	1.00	4,760	1.02
Rutherford	848	0.18	770	0.18	829	0.18	949	0.20
Sampson	3,238	0.71	2,817	0.66	2,997	0.64	2,639	0.56
Scotland	969	0.21	935	0.22	1,018	0.22	1,163	0.25
Stanly	2,057	0.45	1,839	0.43	2,038	0.43	2,030	0.43
Stokes	1,695	0.37	1,595	0.37	2,100	0.45	2,597	0.56
Surry	1,591	0.35	1,421	0.33	1,532	0.33	1,682	0.36
Swain	124	0.03	89	0.02	108	0.02	132	0.03
Transylvania	282	0.06	262	0.06	274	0.06	274	0.06
Tyrrell	459	0.10	410	0.10	423	0.09	493	0.11
Union	3,793	0.83	3,495	0.81	3,762	0.80	3,700	0.79
Vance	1,132	0.25	964	0.22	1,076	0.23	1,269	0.27
Wake	22,700	4.95	21,346	4.98	23,636	5.03	24,030	5.14
Warren	555	0.12	475	0.11	510	0.11	554	0.12

**Table I.28 Number of CRFLs sold by calendar year and county of residence (continued).**

County of License Holder	2019		2018		2017		2016	
	Number	Percent	Number	Percent	Number	Percent	Number	Percent
Washington	1,317	0.29	1,228	0.29	1,341	0.29	1,486	0.32
Watauga	741	0.16	640	0.15	721	0.15	766	0.16
Wayne	5,418	1.18	4,927	1.15	5,557	1.18	5,219	1.12
Wilkes	1,457	0.32	1,304	0.30	1,446	0.31	1,398	0.30
Wilson	4,009	0.87	3,925	0.92	4,240	0.90	4,317	0.92
Yadkin	1,171	0.26	1,098	0.26	1,214	0.26	1,203	0.26
Yancey	190	0.04	193	0.04	247	0.05	217	0.05
Total – All Counties	458,605	100.00	428,930	100	469,571	100.00	467,706	100.00