Appendix A-2

Supporting Data

NC Integrated Report 2010

NC Integrated
Report 2010

NC 2010 Integrated Report

Category 5-303(d) List Approved by EPA August 31, 2010

NC 2010 Integrated Report

All 13,123 Waters in NC are in Category 5-303(d) List for Mercury due to statewide fish consumption advice for several fish species

AU_Number	AU_Name	AU_Description	LengthArea	AU_Units	Classification
Category	Parameter	Reason for Rating	Use Category	Collection Year	303(d)year

Yadkin-Pee Dee River Basin — **Headwaters Yadkin River Watershed** — **0304010101**

Yadkin-Pee Dee River Basin — Yadkin River Headwaters Subbasin — 03040101

Yadkin-Pee Dee River Basin — **Headwaters Yadkin River Watershed** — **0304010101**

⊙ 12-19	Buffalo Creek	From source to Yadkin River		14.9 FW Miles	C;Tr
1	Ecological/biological Integrity Benthos	Excellent Bioclassification	Aquatic Life	2006	
1	Ecological/biological Integrity FishCom	Good Bioclassification	Aquatic Life	2006	
⊙ 12-24-(1)	Elk Creek	From source to Dugger Creek		13.5 FW Miles	B;Tr,ORW
1	Ecological/biological Integrity FishCom	Good Bioclassification	Aquatic Life	2006	
⊙ 12-24-(10)	Elk Creek	From Dugger Creek to Yadkin River		9.1 FW Miles	B;ORW
1	Ecological/biological Integrity Benthos	Excellent Bioclassification	Aquatic Life	2006	
4t	Fecal Coliform (recreation)	Standard Violation	Recreation	2008	2004
1	Water Quality Standards Aquatic Life	No Criteria Exceeded	Aquatic Life	2008	
⊙ 12-23	Kings Creek	From source to Yadkin River		8.2 FW Miles	C;Tr
1	Ecological/biological Integrity Benthos	Good Bioclassification	Aquatic Life	2006	
1	Ecological/biological Integrity FishCom	Excellent Bioclassification	Aquatic Life	2006	
⊙ 12-24-8	Laurel Creek	From source to Elk Creek		3.4 FW Miles	C;Tr,ORW
1	Ecological/biological Integrity Benthos	Excellent Bioclassification	Aquatic Life	2006	
⊙ 12-(1)ut21	UT to Yadkin River	From source to Yadkin River		3.0 FW Miles	
1	Ecological/biological Integrity Benthos	Excellent Bioclassification	Aquatic Life	2005	
⊙ 12-(1)	YADKIN RIVER	From source to mouth in W. Kerr Scott Reservoir at Elevation 1030		35.0 FW Miles	C;Tr
1	Ecological/biological Integrity Benthos	Excellent Bioclassification	Aquatic Life	2007	
1	Ecological/biological Integrity FishCom	Good Bioclassification	Aquatic Life	2007	
3a	Turbidity	Potential Standards Violation	Aquatic Life	2000	2004

Yadkin-Pee Dee River Basin — **W Kerr Scott Reservoir-Yadkin River Watershed** — **0304010102**

⊙ 12-25	Beaver Creek	From source to Yadkin River		9.9 FW Miles	C;Tr
1	Ecological/biological Integrity Benthos	Good Bioclassification	Aquatic Life	2002	
1	Ecological/biological Integrity FishCom	Good Bioclassification	Aquatic Life	2006	
⊙ 12-29-1	Big Warrior Creek	From source to Warrior Creek		6.5 FW Miles	C
1	Ecological/biological Integrity Benthos	Not Impaired Bioclassification	Aquatic Life	2002	

NC 2010 Integrated Report

All 13,123 Waters in NC are in Category 5-303(d) List for Mercury due to statewide fish consumption advice for several fish species

AU_Number	AU_Name	AU_Description	LengthArea	AU_Units	Classification
Category	Parameter	Reason for Rating	Use Category	Collection Year	303(d)year

Yadkin-Pee Dee River Basin — **W Kerr Scott Reservoir-Yadkin River Watershed 0304010102**

⊙ 12-26-3	Left Prong Stony Fork	From source to Stony Fork		7.3 FW Miles	C;Tr
1	Ecological/biological Integrity Benthos	Excellent Bioclassification	Aquatic Life	2002	
⊙ 12-31-1-5	Little Fork Creek	From source to North Prong Lewis Fork		4.5 FW Miles	C
1	Ecological/biological Integrity Benthos	Not Impaired Bioclassification	Aquatic Life	2001	
⊙ 12-29-2-(2)	Little Warrior Creek	From a point 0.3 mile upstream of mouth to Warrior Creek		0.3 FW Miles	WS-IV
1	Ecological/biological Integrity Benthos	Good Bioclassification	Aquatic Life	2002	
⊙ 12-31-3-(2)	Naked Creek	From a point 0.7 mile upstream of mouth to Lewis Fork		0.9 FW Miles	WS-IV
1	Ecological/biological Integrity Benthos	Good-Fair Bioclassification	Aquatic Life	2002	
⊙ 12-31-1-(1)	North Prong Lewis Fork	From source to Wilkes County SR 1300		7.3 FW Miles	C;Tr
1	Ecological/biological Integrity Benthos	Excellent Bioclassification	Aquatic Life	2002	
⊙ 12-31-1-(4)	North Prong Lewis Fork	From Wilkes County SR 1300 to a point 1.0 mile upstream of Purlear Creek		4.7 FW Miles	C
1	Ecological/biological Integrity Benthos	Excellent Bioclassification	Aquatic Life	2006	
1	Ecological/biological Integrity FishCom	Excellent Bioclassification	Aquatic Life	2006	
⊙ 12-31-1-(7.5)	North Prong Lewis Fork	From a point 1.0 mile upstream of mouth of Purlear Creek to Lewis Fork		3.9 FW Miles	WS-IV
1	Ecological/biological Integrity Benthos	Good Bioclassification	Aquatic Life	2002	
⊙ 12-31-1-8-(1)	Purlear Creek	From source to a point 2.0 mile upstream of mouth		2.9 FW Miles	C
1	Ecological/biological Integrity Benthos	Not Impaired Bioclassification	Aquatic Life	2001	
⊙ 12-31-1-8-(2)	Purlear Creek	From a point 2.0 mile upstream of mouth to North Prong Lewis Fork		1.9 FW Miles	WS-IV
3a	Ecological/biological Integrity Benthos	Not Rated Bioclassification	Aquatic Life	2002	
⊙ 12-31-2-(6)	South Prong Lewis Fork	From Wilkes County SR 1155 to a point 1.1 mile upstream of mouth		5.8 FW Miles	C
1	Ecological/biological Integrity Benthos	Good Bioclassification	Aquatic Life	2002	
1	Ecological/biological Integrity FishCom	Excellent Bioclassification	Aquatic Life	2006	
⊙ 12-26-(7)	Stony Fork	From Wilkes County SR 1168 to Yadkin River		5.9 FW Miles	C
1	Ecological/biological Integrity Benthos	Excellent Bioclassification	Aquatic Life	2006	
1	Ecological/biological Integrity FishCom	Excellent Bioclassification	Aquatic Life	2006	

NC 2010 Integrated Report

All 13,123 Waters in NC are in Category 5-303(d) List for Mercury due to statewide fish consumption advice for several fish species

AU_Number	AU_Name	AU_Description	LengthArea	AU_Units	Classification
Category	Parameter	Reason for Rating	Use Category	Collection Year	303(d)year

Yadkin-Pee Dee River Basin — **W Kerr Scott Reservoir-Yadkin River Watershed 0304010102**

⊙ 12-(27.5)	YADKIN RIVER (W. Kerr Scott Reservoir below Elevation 1030)	From a point 3.2 mile downstream of Stony Fork to W. Kerr Scott Dam		882.1 FW Acres	WS-IV,B;Tr
3a	High pH	Data Inconclusive	Aquatic Life	2008	
3a	High Water Temperature	Data Inconclusive	Aquatic Life	2008	
1	Water Quality Standards Water Supply	No Criteria Exceeded	Water Supply	2008	

Yadkin-Pee Dee River Basin — **Reddies River-Yadkin River Watershed 0304010103**

⊙ 12-41	Cub Creek	From source to Yadkin River		10.8 FW Miles	C
1	Ecological/biological Integrity FishCom	Good-Fair Bioclassification	Aquatic Life	2001	
⊙ 12-35	Fish Dam Creek (Fishtrap Creek)	From source to Yadkin River		4.2 FW Miles	WS-IV
1	Ecological/biological Integrity Benthos	Good-Fair Bioclassification	Aquatic Life	2002	
⊙ 12-42-9	Long Creek	From source to Mulberry Creek		3.1 FW Miles	C
5	Ecological/biological Integrity Benthos	Poor Bioclassification	Aquatic Life	1990	1998
⊙ 12-40-2	Middle Fork Reddies River	From source to Reddies River		7.9 FW Miles	WS-II;Tr,HQW
1	Ecological/biological Integrity Benthos	Excellent Bioclassification	Aquatic Life	2001	
⊙ 12-39	Moravian Creek (Yellow Jacket Lake)	From source to Yadkin River		11.4 FW Miles	C
1	Ecological/biological Integrity Benthos	Good-Fair Bioclassification	Aquatic Life	2006	
⊙ 12-42	Mulberry Creek	From source to Yadkin River		19.7 FW Miles	C
1	Ecological/biological Integrity Benthos	Excellent Bioclassification	Aquatic Life	2006	
1	Ecological/biological Integrity FishCom	Good Bioclassification	Aquatic Life	2006	
⊙ 12-40-4	North Fork Reddies River	From source to Reddies River		11.2 FW Miles	WS-II;Tr,HQW
1	Ecological/biological Integrity FishCom	Good Bioclassification	Aquatic Life	2006	
⊙ 12-40-(1)	Reddies River	From source to a point 0.4 mile downstream of Hoopers Branch		14.3 FW Miles	WS-II;HQW
1	Ecological/biological Integrity Benthos	Excellent Bioclassification	Aquatic Life	2007	
1	Fecal Coliform (recreation)	No Criteria Exceeded	Recreation	2008	
1	Water Quality Standards Aquatic Life	No Criteria Exceeded	Aquatic Life	2008	
1	Water Quality Standards Water Supply	No Criteria Exceeded	Water Supply	2008	

NC 2010 Integrated Report

All 13,123 Waters in NC are in Category 5-303(d) List for Mercury due to statewide fish consumption advice for several fish species

AU_Number	AU_Name	AU_Description	LengthArea	AU_Units	Classification
Category	Parameter	Reason for Rating	Use Category	Collection Year	303(d)year

Yadkin-Pee Dee River Basin — **Reddies River-Yadkin River Watershed 0304010103**

12-40-3	South Fork Reddies River	From source to Reddies River		7.5 FW Miles	WS-II;Tr,HQW
1	Ecological/biological Integrity Benthos	Good Bioclassification	Aquatic Life	2001	
12-37-(2)	Tucker Hole Creek	From a point 0.5 mile upstream of mouth to Yadkin River		0.4 FW Miles	WS-IV;Tr,CA
1	Ecological/biological Integrity Benthos	Not Impaired Bioclassification	Aquatic Life	2002	
12-40-6	Tumbling Shoals Creek	From source to Reddies River		4.1 FW Miles	WS-II;HQW
3a	Ecological/biological Integrity Benthos	Not Rated Bioclassification	Aquatic Life	2004	
12-(38)a	YADKIN RIVER	From Moravian Creek to Reddies River		2.5 FW Miles	C
1	Ecological/biological Integrity Benthos	Excellent Bioclassification	Aquatic Life	2006	
12-(38)b	YADKIN RIVER	From Reddies River to Mulberry Creek		3.3 FW Miles	C
5	Copper	Standard Violation	Aquatic Life	2006	2008
1	Fecal Coliform (recreation)	No Criteria Exceeded	Recreation	2008	

Yadkin-Pee Dee River Basin — **Roaring River-Yadkin River Watershed 0304010104**

12-46-2-(6)	Middle Prong Roaring River	From Wilkes County SR 1736 to Roaring River		3.1 FW Miles	C
1	Ecological/biological Integrity FishCom	Excellent Bioclassification	Aquatic Life	2006	
12-46	Roaring River	From source to Yadkin River		5.9 FW Miles	B
1	Ecological/biological Integrity Benthos	Excellent Bioclassification	Aquatic Life	2006	
5	Fecal Coliform (recreation)	Standard Violation	Recreation	2008	2008
1	Water Quality Standards Aquatic Life	No Criteria Exceeded	Aquatic Life	2008	

Yadkin-Pee Dee River Basin — **Mitchell River Watershed 0304010105**

12-62-8	Christian Creek (North Fork Mitchell River)	From source to Mitchell River		5.5 FW Miles	B;Tr,ORW
1	Ecological/biological Integrity FishCom	Excellent Bioclassification	Aquatic Life	2006	
12-62-(1)	Mitchell River	From source to mouth of Christian Creek (North Fork Mitchell River)		8.5 FW Miles	B;Tr,ORW
1	Ecological/biological Integrity Benthos	Good Bioclassification	Aquatic Life	2006	

NC 2010 Integrated Report

All 13,123 Waters in NC are in Category 5-303(d) List for Mercury due to statewide fish consumption advice for several fish species

AU_Number	AU_Name	AU_Description	LengthArea	AU_Units	Classification
Category	Parameter	Reason for Rating	Use Category	Collection Year	303(d)year
Yadkin-Pee Dee River Basin			**Mitchell River Watershed**		**0304010105**
⊙ 12-62-(12.5)	**Mitchell River**	From South Fork Mitchell River to Yadkin River	6.9	FW Miles	C
1	**Ecological/biological Integrity Benthos**	Good Bioclassification	Aquatic Life	2007	
1	**Fecal Coliform (recreation)**	No Criteria Exceeded	Recreation	2008	
1	**Water Quality Standards Aquatic Life**	No Criteria Exceeded	Aquatic Life	2008	
⊙ 12-62-15	**Snow Creek**	From source to Mitchell River	9.6	FW Miles	C
1	**Ecological/biological Integrity Benthos**	Good-Fair Bioclassification	Aquatic Life	2006	
1	**Ecological/biological Integrity FishCom**	Excellent Bioclassification	Aquatic Life	2006	
⊙ 12-62-13	**South Fork Mitchell River**	From source to Mitchell River	17.7	FW Miles	C
1	**Ecological/biological Integrity FishCom**	Excellent Bioclassification	Aquatic Life	2006	
Yadkin-Pee Dee River Basin			**Elkin Creek-Yadkin River Watershed**		**0304010106**
⊙ 12-48-(0.7)	**Big Bugaboo Creek**	From a point 0.3 mile upstream of Wilkes County SR 1931 to Yadkin River	5.2	FW Miles	WS-IV
1	**Ecological/biological Integrity FishCom**	Good Bioclassification	Aquatic Life	2006	
⊙ 12-54-(0.5)	**Elkin Creek (River)**	From source to Long Branch	16.3	FW Miles	WS-II;HQW
1	**Ecological/biological Integrity FishCom**	Good Bioclassification	Aquatic Life	2006	
⊙ 12-54-(4.5)	**Elkin Creek (River)**	From Elkin Water Supply Intake to Yadkin River	1.8	FW Miles	C
1	**Ecological/biological Integrity Benthos**	Good-Fair Bioclassification	Aquatic Life	2006	
⊙ 12-(47.5)	**YADKIN RIVER**	From a point 0.2 mile upstream of Big Bugaboo Creek to a point 0.9 mile upstream of mouth of Elkin Creek (River)	9.7	FW Miles	WS-IV
1	**Fecal Coliform (recreation)**	No Criteria Exceeded	Recreation	2008	
1	**Water Quality Standards Aquatic Life**	No Criteria Exceeded	Aquatic Life	2008	
1	**Water Quality Standards Water Supply**	No Criteria Exceeded	Water Supply	2008	
⊙ 12-(53)	**YADKIN RIVER**	From a point 0.3 mile upstream of the mouth to Elkin Creek (River) to a point 0.3 mile upstream of Ararat River	24.7	FW Miles	C
1	**Ecological/biological Integrity Benthos**	Good-Fair Bioclassification	Aquatic Life	2006	
1	**Fecal Coliform (recreation)**	No Criteria Exceeded	Recreation	2008	
1	**Water Quality Standards Aquatic Life**	No Criteria Exceeded	Aquatic Life	2008	
Yadkin-Pee Dee River Basin			**Fisher River Watershed**		**0304010107**

NC 2010 Integrated Report

All 13,123 Waters in NC are in Category 5-303(d) List for Mercury due to statewide fish consumption advice for several fish species

AU_Number	AU_Name	AU_Description	LengthArea	AU_Units	Classification
Category	Parameter	Reason for Rating	Use Category	Collection Year	303(d)year
Yadkin-Pee Dee River Basin			**Fisher River Watershed**		**0304010107**
⊙ **12-63-14**	**Cody Creek**	From source to Fisher River		**7.0 FW Miles**	C
1	**Ecological/biological Integrity FishCom**	Excellent Bioclassification	Aquatic Life	2006	
1	**Fecal Coliform (recreation)**	No Criteria Exceeded	Recreation	2008	
1	**Water Quality Standards Aquatic Life**	No Criteria Exceeded	Aquatic Life	2008	
⊙ **12-63-5-(3)**	**Endicott Creek (Branch)**	From dam at Raven Knob Lake to Fisher River		**0.5 FW Miles**	WS-II;Tr,HQW
4c	**Ecological/biological Integrity Benthos**	Fair Bioclassification	Aquatic Life	1991	1998
⊙ **12-63-(7)**	**Fisher River**	From Burris Creek to a point 1.0 mile upstream of the Town of Dobson water supply intake		**6.3 FW Miles**	WS-II;HQW
1	**Ecological/biological Integrity FishCom**	Excellent Bioclassification	Aquatic Life	2006	
⊙ **12-63-13**	**Little Beaver Creek**	From source to Fisher River		**4.4 FW Miles**	C
1	**Ecological/biological Integrity Benthos**	Not Impaired Bioclassification	Aquatic Life	2001	
⊙ **12-63-10-(2)**	**Little Fisher River**	From Surry County SR 1615 to Fisher River		**8.9 FW Miles**	C
1	**Ecological/biological Integrity Benthos**	Good-Fair Bioclassification	Aquatic Life	2006	
1	**Ecological/biological Integrity FishCom**	Good Bioclassification	Aquatic Life	2006	
Yadkin-Pee Dee River Basin			**Upper Ararat River Watershed**		**0304010108**
⊙ **12-72-(1)**	**Ararat River**	From N.C.-Va. State Line to the mouth of Johnson Creek		**2.5 FW Miles**	WS-IV;Tr
1	**Ecological/biological Integrity Benthos**	Good-Fair Bioclassification	Aquatic Life	2008	
1	**Ecological/biological Integrity FishCom**	Excellent Bioclassification	Aquatic Life	2006	
⊙ **12-72-(4.5)a**	**Ararat River**	From Town of Mount Airy proposed water supply intake to Stoney Creek 12-72-12		**14.2 FW Miles**	C
3a	**Ecological/biological Integrity Benthos**	Not Rated Bioclassification	Aquatic Life	2008	
1	**Fecal Coliform (recreation)**	No Criteria Exceeded	Recreation	2008	
1	**Water Quality Standards Aquatic Life**	No Criteria Exceeded	Aquatic Life	2008	
⊙ **12-72-6**	**Faulkner Creek**	From source to Ararat River		**6.1 FW Miles**	C
1	**Ecological/biological Integrity Benthos**	Not Impaired Bioclassification	Aquatic Life	2008	
⊙ **12-72-8-(1)**	**Lovills Creek (Lovell Creek)**	From N.C.-Va. State Line to a point 0.5 mile upstream of Town of Mount Airy Water Supply Dam		**2.5 FW Miles**	WS-IV
1	**Ecological/biological Integrity Benthos**	Good-Fair Bioclassification	Aquatic Life	2008	

NC 2010 Integrated Report

All 13,123 Waters in NC are in Category 5-303(d) List for Mercury due to statewide fish consumption advice for several fish species

AU_Number	AU_Name	AU_Description	LengthArea	AU_Units	Classification
Category	Parameter	Reason for Rating	Use Category	Collection Year	303(d)year
Yadkin-Pee Dee River Basin			**Upper Ararat River Watershed**		**0304010108**
⊙ **12-72-8-(3)**	**Lovills Creek (Lovell Creek)**	From Town of Mount Airy Water Supply Dam to Ararat River		**4.2 FW Miles**	C
5	**Ecological/biological Integrity Benthos**	Fair Bioclassification	Aquatic Life	2008	1998
1	**Ecological/biological Integrity FishCom**	Good Bioclassification	Aquatic Life	2006	
⊙ **12-72-9-5**	**Moores Fork**	From source to Stewarts Creek		**5.3 FW Miles**	WS-IV
1	**Ecological/biological Integrity Benthos**	Good-Fair Bioclassification	Aquatic Life	2008	
⊙ **12-72-9-(1)**	**Stewarts Creek**	From N.C.-Va. State Line to Surry County SR 1622		**5.0 FW Miles**	WS-IV;Tr
1	**Ecological/biological Integrity FishCom**	Excellent Bioclassification	Aquatic Life	2006	
⊙ **12-72-9-(4)**	**Stewarts Creek**	From Surry County SR 1622 to a point 0.7 mile downstream of mouth of Pauls Creek		**3.3 FW Miles**	WS-IV
1	**Ecological/biological Integrity Benthos**	Good-Fair Bioclassification	Aquatic Life	2008	
⊙ **12-72-9-(8)**	**Stewarts Creek**	From Town of Mount Airy water supply intake to Ararat River		**6.8 FW Miles**	C
1	**Ecological/biological Integrity Benthos**	Good Bioclassification	Aquatic Life	2006	
Yadkin-Pee Dee River Basin			**Lower Ararat River Watershed**		**0304010109**
⊙ **12-72-(4.5)b**	**Ararat River**	From Stoney Creek 12-72-12 to a point 0.1 mile upstream of Surry County SR 2080		**13.7 FW Miles**	C
1	**Ecological/biological Integrity Benthos**	Good Bioclassification	Aquatic Life	2006	
1	**Fecal Coliform (recreation)**	No Criteria Exceeded	Recreation	2008	
5	**Turbidity**	Standard Violation	Aquatic Life	2008	2008
⊙ **12-72-15**	**Bull Creek**	From source to Ararat River		**8.7 FW Miles**	C
3a	**Ecological/biological Integrity Benthos**	Not Rated Bioclassification	Aquatic Life	2008	
⊙ **12-72-14-3**	**Chinquapin Creek**	From source to Toms Creek		**4.9 FW Miles**	WS-II;HQW
1	**Ecological/biological Integrity Benthos**	Good-Fair Bioclassification	Aquatic Life	2008	
⊙ **12-72-13**	**Flat Shoal Creek**	From source to Ararat River		**8.2 FW Miles**	C
1	**Ecological/biological Integrity Benthos**	Good-Fair Bioclassification	Aquatic Life	2008	
⊙ **12-72-14-5a**	**Heatherly Creek**	From source to NC 268		**2.0 FW Miles**	C
3a	**Ecological/biological Integrity Benthos**	Not Rated Bioclassification	Aquatic Life	2004	
⊙ **12-72-14-5b**	**Heatherly Creek**	From NC 268 to Toms Creek		**1.4 FW Miles**	C
5	**Ecological/biological Integrity Benthos**	Fair Bioclassification	Aquatic Life	1994	1998
⊙ **12-72-10**	**Rutledge Creek**	From source to Ararat River		**9.4 FW Miles**	C
1	**Ecological/biological Integrity Benthos**	Good Bioclassification	Aquatic Life	2006	

NC 2010 Integrated Report

All 13,123 Waters in NC are in Category 5-303(d) List for Mercury due to statewide fish consumption advice for several fish species

AU_Number	AU_Name	AU_Description	LengthArea	AU_Units	Classification
Category	Parameter	Reason for Rating	Use Category	Collection Year	303(d)year
Yadkin-Pee Dee River Basin			**Lower Ararat River Watershed**		**0304010109**
⊙ **12-72-14-(1)**	**Toms Creek**	From source to a point 0.6 mile downstream of mouth of Chinquapin Creek	**11.1**	**FW Miles**	WS-II;HQW
3a	**Ecological/biological Integrity Benthos**	Not Rated Bioclassification	Aquatic Life	2008	
⊙ **12-72-14-(4)**	**Toms Creek**	From Town of Pilot Mountain water supply intake (Located 0.2 mile upstream of U.S. Hwy. 52) to Ararat River	**5.7**	**FW Miles**	C
1	**Ecological/biological Integrity FishCom**	Excellent Bioclassification	Aquatic Life	2006	
Yadkin-Pee Dee River Basin			**Little Yadkin River-Yadkin River Watershed**		**0304010110**
⊙ **12-72-(18)**	**Ararat River**	From a point 0.1 mile upstream of Surry County SR 2080 to Yadkin River	**2.0**	**FW Miles**	WS-IV
1	**Ecological/biological Integrity Benthos**	Good Bioclassification	Aquatic Life	2001	
1	**Fecal Coliform (recreation)**	No Criteria Exceeded	Recreation	2008	
5	**Turbidity**	Standard Violation	Aquatic Life	2008	2004
1	**Water Quality Standards Water Supply**	No Criteria Exceeded	Water Supply	2008	
⊙ **12-77-3**	**Danbury Creek**	From source to Little Yadkin River	**4.3**	**FW Miles**	WS-IV
1	**Ecological/biological Integrity Benthos**	Good-Fair Bioclassification	Aquatic Life	2001	
⊙ **12-63-(9)**	**Fisher River**	From Town of Dobson water supply intake to Yadkin River	**21.2**	**FW Miles**	C
1	**Ecological/biological Integrity Benthos**	Good-Fair Bioclassification	Aquatic Life	2006	
1	**Fecal Coliform (recreation)**	No Criteria Exceeded	Recreation	2008	
1	**Water Quality Standards Aquatic Life**	No Criteria Exceeded	Aquatic Life	2008	
⊙ **12-70**	**Hogan Creek**	From source to Yadkin River	**8.5**	**FW Miles**	C
1	**Ecological/biological Integrity Benthos**	Good-Fair Bioclassification	Aquatic Life	2008	
⊙ **12-77**	**Little Yadkin River**	From source to Yadkin River	**12.5**	**FW Miles**	WS-IV
1	**Ecological/biological Integrity Benthos**	Good-Fair Bioclassification	Aquatic Life	2006	
1	**Ecological/biological Integrity FishCom**	Excellent Bioclassification	Aquatic Life	2006	
⊙ **12-(80.7)**	**YADKIN RIVER**	From a point 0.3 mile upstream of Bashavia Creek to mouth of Hauser Cr.	**9.4**	**FW Miles**	WS-IV
1	**Fecal Coliform (recreation)**	No Criteria Exceeded	Recreation	2008	
5	**Turbidity**	Standard Violation	Aquatic Life	2008	2004
1	**Water Quality Standards Water Supply**	No Criteria Exceeded	Water Supply	2008	
Yadkin-Pee Dee River Basin			**Deep Creek Watershed**		**0304010111**

NC 2010 Integrated Report

All 13,123 Waters in NC are in Category 5-303(d) List for Mercury due to statewide fish consumption advice for several fish species

AU_Number	AU_Name	AU_Description	LengthArea	AU_Units	Classification
Category	Parameter	Reason for Rating	Use Category	Collection Year	303(d)year

Yadkin-Pee Dee River Basin — **Deep Creek Watershed 0304010111**

⊙ 12-84-1-(0.5)	North Deep Creek	From source to a point 1.0 mile downstream of Yadkin County SR 1515	17.3	FW Miles	C
1	Ecological/biological Integrity Benthos	Good-Fair Bioclassification	Aquatic Life	2006	
1	Ecological/biological Integrity FishCom	Good-Fair Bioclassification	Aquatic Life	2006	
1	Fecal Coliform (recreation)	No Criteria Exceeded	Recreation	2008	
1	Water Quality Standards Aquatic Life	No Criteria Exceeded	Aquatic Life	2008	
⊙ 12-84-2-(1)	South Deep Creek	From source to a point 0.6 mile upstream of U.S. Hwy. 601	18.5	FW Miles	WS-III
1	Ecological/biological Integrity FishCom	Good Bioclassification	Aquatic Life	2006	
⊙ 12-84-2-(5.5)	South Deep Creek	From a point 0.6 mile upstream of Yadkin County SR 1710 to Deep Creek	2.8	FW Miles	WS-IV
1	Ecological/biological Integrity Benthos	Good-Fair Bioclassification	Aquatic Life	2006	
1	Fecal Coliform (recreation)	No Criteria Exceeded	Recreation	2008	
5	Turbidity	Standard Violation	Aquatic Life	2008	2008

Yadkin-Pee Dee River Basin — **Forbush Creek-Yadkin River Watershed 0304010112**

⊙ 12-83-(0.3)	Forbush Creek	From source to a point 0.4 mile upstream of Yadkin County SR 1600	10.6	FW Miles	C
1	Ecological/biological Integrity Benthos	Good Bioclassification	Aquatic Life	2008	
1	Ecological/biological Integrity FishCom	Excellent Bioclassification	Aquatic Life	2008	
1	Water Quality Standards Aquatic Life	No Criteria Exceeded	Aquatic Life	2008	
⊙ 12-83-(1.5)	Forbush Creek	From a point 0.4 mile upstream of Yadkin County SR 1600 to Yadkin River	4.9	FW Miles	WS-IV
1	Ecological/biological Integrity Benthos	Good-Fair Bioclassification	Aquatic Life	2006	
⊙ 12-83-2-(0.7)	Logan Creek	From a point 0.4 mile upstream of mouth of Loney Creek to Forbush Creek	2.6	FW Miles	WS-IV
1	Ecological/biological Integrity Benthos	Good-Fair Bioclassification	Aquatic Life	2006	

Yadkin-Pee Dee River Basin — **Muddy Creek Watershed 0304010113**

⊙ 12-94-12-6-1	Frazier Creek (Winston Lake)	From source to Brushy Fork	17.4	FW Acres	C
1	Water Quality Standards Aquatic Life	No Criteria Exceeded	Aquatic Life	2008	
⊙ 12-94-12-2-(0.3)	Kerners Mill Creek	From source to a point 0.1 mile downstream of I-40	4.6	FW Miles	WS-III
1	Ecological/biological Integrity Benthos	Not Impaired Bioclassification	Aquatic Life	2001	

NC 2010 Integrated Report

All 13,123 Waters in NC are in Category 5-303(d) List for Mercury due to statewide fish consumption advice for several fish species

AU_Number	AU_Name	AU_Description	LengthArea	AU_Units	Classification
Category	Parameter	Reason for Rating	Use Category	Collection Year	303(d)year

Yadkin-Pee Dee River Basin — **Muddy Creek Watershed 0304010113**

12-94-(0.5)a	**Muddy Creek**	From source to Mill Creek #3		**10.3 FW Miles**	C
5	**Ecological/biological Integrity Benthos**	Fair Bioclassification	Aquatic Life	2006	2008
1	**Ecological/biological Integrity FishCom**	Excellent Bioclassification	Aquatic Life	2004	
12-94-(0.5)b	**Muddy Creek**	From Mill Creek #3 to SR 2995		**15.2 FW Miles**	C
5	**Copper**	Standard Violation	Aquatic Life	2008	2010
4s	**Ecological/biological Integrity Benthos**	Fair Bioclassification	Aquatic Life	2006	2008
3a	**Fecal Coliform (recreation)**	Potential Standards Violation	Recreation	2008	
5	**Zinc**	Standard Violation	Aquatic Life	2008	2010
12-94-(0.5)c	**Muddy Creek**	From SR 2995 to a point 0.8 mile upstream of mouth		**4.8 FW Miles**	C
1	**Fecal Coliform (recreation)**	No Criteria Exceeded	Recreation	2008	
5	**Turbidity**	Standard Violation	Aquatic Life	2008	2010
12-94-9b	**Reynolds Creek**	From Sequoia WWTP to Muddy Creek		**2.9 FW Miles**	C
1	**Ecological/biological Integrity Benthos**	Not Impaired Bioclassification	Aquatic Life	2006	
12-94-12-(4)	**Salem Creek (Middle Fork Muddy Creek)**	From Winston-Salem Water Supply Dam (Salem Lake) to Muddy Creek		**12.0 FW Miles**	C
5	**Copper**	Standard Violation	Aquatic Life	2008	2008
4s	**Ecological/biological Integrity Benthos**	Fair Bioclassification	Aquatic Life	2006	2008
1	**Ecological/biological Integrity FishCom**	Good-Fair Bioclassification	Aquatic Life	2004	
4t	**Fecal Coliform (recreation)**	Potential Standards Violation	Recreation	2008	2008
5	**Zinc**	Standard Violation	Aquatic Life	2008	2008
12-94-12-(1)	**Salem Creek (Middle Fork Muddy Creek, Salem Lake)**	From source to Winston-Salem Water Supply Dam (Salem Lake)		**275.3 FW Acres**	WS-III;CA
3n	**Chlorophyll a**	Potential Standards Violation	Aquatic Life	2008	
1	**Water Quality Standards Water Supply**	No Criteria Exceeded	Water Supply	2008	
12-94-10	**Silas Creek**	From source to Muddy Creek		**10.1 FW Miles**	C
1	**Ecological/biological Integrity FishCom**	Good-Fair Bioclassification	Aquatic Life	2006	
12-94-13	**South Fork Muddy Creek**	From source to Muddy Creek		**14.3 FW Miles**	C
1	**Ecological/biological Integrity Benthos**	Good-Fair Bioclassification	Aquatic Life	2006	
1	**Ecological/biological Integrity FishCom**	Good Bioclassification	Aquatic Life	2006	

NC 2010 Integrated Report

All 13,123 Waters in NC are in Category 5-303(d) List for Mercury due to statewide fish consumption advice for several fish species

AU_Number	AU_Name	AU_Description	LengthArea	AU_Units	Classification
Category	Parameter	Reason for Rating	Use Category	Collection Year	303(d)year
Yadkin-Pee Dee River Basin			Dutchmans Creek Watershed		0304010114
Yadkin-Pee Dee River Basin			Dutchmans Creek Watershed		0304010114
12-102-13-(2)	Cedar Creek	From Davie County SR 1410 to Dutchman Creek	7.0	FW Miles	C
5	Ecological/biological Integrity FishCom	Fair Bioclassification	Aquatic Life	2004	2008
12-102-(2)a	Dutchman Creek	From Davie County SR 1002 to Elisha Creek	25.5	FW Miles	C
1	Ecological/biological Integrity Benthos	Good-Fair Bioclassification	Aquatic Life	2006	
1	Ecological/biological Integrity FishCom	Good-Fair Bioclassification	Aquatic Life	2006	
12-102-(2)b	Dutchman Creek	From Elisha Creek to a point 0.9 mile upstream of mouth	7.5	FW Miles	C
1	Ecological/biological Integrity Benthos	Good-Fair Bioclassification	Aquatic Life	2006	
1	Fecal Coliform (recreation)	No Criteria Exceeded	Recreation	2008	
1	Water Quality Standards Aquatic Life	No Criteria Exceeded	Aquatic Life	2008	
12-102-(2)but15	UT to Dutchman Creek	From source to Dutchmans Creek	2.7	FW Miles	
3a	Ecological/biological Integrity Benthos	Not Rated Bioclassification	Aquatic Life	2008	
1	Water Quality Standards Aquatic Life	No Criteria Exceeded	Aquatic Life	2008	
Yadkin-Pee Dee River Basin			Reedy Creek-Yadkin River Watershed		0304010115
12-104	Tanyard Creek	From source to Yadkin River	1.5	FW Miles	WS-IV
1	Ecological/biological Integrity Benthos	Not Impaired Bioclassification	Aquatic Life	2006	
12-(86.7)	YADKIN RIVER	From Davie County water supply intake to a point 0.5 mile upstream of Carters Creek	10.0	FW Miles	WS-IV
1	Fecal Coliform (recreation)	No Criteria Exceeded	Recreation	2008	
5	Turbidity	Standard Violation	Aquatic Life	2008	2008
1	Water Quality Standards Water Supply	No Criteria Exceeded	Water Supply	2008	
12-(97.5)	YADKIN RIVER	From a point 0.5 mile upstream of U.S. Hwy. 64 to a point 0.3 mile downstream of U.S. Hwy. 64 (Davidson County water supply intake)	0.5	FW Miles	WS-IV;CA
1	Ecological/biological Integrity Benthos	Good Bioclassification	Aquatic Life	2006	
1	Fecal Coliform (recreation)	No Criteria Exceeded	Recreation	2008	
1	Water Quality Standards Aquatic Life	No Criteria Exceeded	Aquatic Life	2008	
1	Water Quality Standards Water Supply	No Criteria Exceeded	Water Supply	2008	

NC 2010 Integrated Report

All 13,123 Waters in NC are in Category 5-303(d) List for Mercury due to statewide fish consumption advice for several fish species

AU_Number	AU_Name	AU_Description	LengthArea	AU_Units	Classification
Category	Parameter	Reason for Rating	Use Category	Collection Year	303(d)year

Yadkin-Pee Dee River Basin — **Headwaters South Yadkin River Watershed 0304010201**

Yadkin-Pee Dee River Basin — South Yadkin River Subbasin 03040102

Yadkin-Pee Dee River Basin — **Headwaters South Yadkin River Watershed 0304010201**

⊙ 12-108-11-3-3	Olin Creek	From source to Patterson Creek		9.7 FW Miles	C
1	Ecological/biological Integrity Benthos	Good Bioclassification	Aquatic Life	2006	
1	Ecological/biological Integrity FishCom	Good-Fair Bioclassification	Aquatic Life	2006	
⊙ 12-108-11-3	Patterson Creek	From source to Rocky Creek		10.6 FW Miles	C
1	Ecological/biological Integrity Benthos	Excellent Bioclassification	Aquatic Life	2006	
1	Ecological/biological Integrity FishCom	Good Bioclassification	Aquatic Life	2004	
⊙ 12-108-11	Rocky Creek (Rocky River)	From source to South Yadkin River		42.2 FW Miles	C
1	Ecological/biological Integrity Benthos	Excellent Bioclassification	Aquatic Life	2006	
1	Ecological/biological Integrity FishCom	Excellent Bioclassification	Aquatic Life	2004	
⊙ 12-108-9-(0.6)	Snow Creek	From a point 1.1 miles upstream of Iredell County SR 1614 to South Yadkin River		12.5 FW Miles	WS-IV
5	Ecological/biological Integrity FishCom	Fair Bioclassification	Aquatic Life	2006	2008
⊙ 12-108-(5.5)	South Yadkin River	From Alexander County SR 1456 to a point 0.6 mile downstream of Iredell County SR 1907		14.6 FW Miles	WS-IV
1	Ecological/biological Integrity Benthos	Good Bioclassification	Aquatic Life	2006	
1	Ecological/biological Integrity FishCom	Good-Fair Bioclassification	Aquatic Life	2006	

Yadkin-Pee Dee River Basin — **Hunting Creek Watershed 0304010202**

⊙ 12-108-16-6-1	Dobbins Creek	From source to North Little Hunting Creek		4.5 FW Miles	WS-III
1	Ecological/biological Integrity Benthos	Not Impaired Bioclassification	Aquatic Life	2006	
⊙ 12-108-16-(0.5)a	Hunting Creek	From source to Little Hunting Creek		18.2 FW Miles	WS-III
1	Ecological/biological Integrity Benthos	Good Bioclassification	Aquatic Life	2007	
1	Ecological/biological Integrity FishCom	Good Bioclassification	Aquatic Life	2006	
1	Water Quality Standards Aquatic Life	No Criteria Exceeded	Aquatic Life	2008	

NC 2010 Integrated Report

All 13,123 Waters in NC are in Category 5-303(d) List for Mercury due to statewide fish consumption advice for several fish species

AU_Number	AU_Name	AU_Description	LengthArea	AU_Units	Classification
Category	Parameter	Reason for Rating	Use Category	Collection Year	303(d)year

Yadkin-Pee Dee River Basin — **Hunting Creek Watershed 0304010202**

⊙ 12-108-16-(0.5)b	Hunting Creek	From Little Hunting Creek to a point 1.1 miles upstream of Davie County SR 1147	31.1	FW Miles	WS-III
1	Ecological/biological Integrity Benthos	Good Bioclassification	Aquatic Life	2007	
1	Fecal Coliform (recreation)	No Criteria Exceeded	Recreation	2008	
5	Low pH	Standard Violation	Aquatic Life	2008	2010
5	Turbidity	Standard Violation	Aquatic Life	2008	2008
1	Water Quality Standards Water Supply	No Criteria Exceeded	Water Supply	2008	
⊙ 12-108-16-(0.5)b	Hunting Creek	From Little Hunting Creek to a point 1.1 miles upstream of Davie County SR 1147	31.1	FW Miles	WS-III
1	Ecological/biological Integrity Benthos	Good Bioclassification	Aquatic Life	2007	
1	Fecal Coliform (recreation)	No Criteria Exceeded	Recreation	2008	
5	Low pH	Standard Violation	Aquatic Life	2008	2010
5	Turbidity	Standard Violation	Aquatic Life	2008	2008
1	Water Quality Standards Water Supply	No Criteria Exceeded	Water Supply	2008	
⊙ 12-108-16-(0.5)b	Hunting Creek	From Little Hunting Creek to a point 1.1 miles upstream of Davie County SR 1147	31.1	FW Miles	WS-III
1	Ecological/biological Integrity Benthos	Good Bioclassification	Aquatic Life	2007	
1	Fecal Coliform (recreation)	No Criteria Exceeded	Recreation	2008	
5	Low pH	Standard Violation	Aquatic Life	2008	2010
5	Turbidity	Standard Violation	Aquatic Life	2008	2008
1	Water Quality Standards Water Supply	No Criteria Exceeded	Water Supply	2008	
⊙ 12-108-16-6	North Little Hunting Creek	From source to Hunting Creek	23.8	FW Miles	WS-III
1	Ecological/biological Integrity Benthos	Good Bioclassification	Aquatic Life	2006	
1	Ecological/biological Integrity FishCom	Good-Fair Bioclassification	Aquatic Life	2006	

Yadkin-Pee Dee River Basin — **Third Creek Watershed 0304010203**

⊙ 12-108-20-4a	Third Creek	From source to SR 2359	16.8	FW Miles	C
1	Ecological/biological Integrity Benthos	Good-Fair Bioclassification	Aquatic Life	2006	
1	Fecal Coliform (recreation)	No Criteria Exceeded	Recreation	2008	
1	Water Quality Standards Aquatic Life	No Criteria Exceeded	Aquatic Life	2008	

NC 2010 Integrated Report

All 13,123 Waters in NC are in Category 5-303(d) List for Mercury due to statewide fish consumption advice for several fish species

AU_Number	AU_Name	AU_Description	LengthArea	AU_Units	Classification
Category	Parameter	Reason for Rating	Use Category	Collection Year	303(d)year

Yadkin-Pee Dee River Basin — **Third Creek Watershed 0304010203**

⊙ 12-108-20-4b	Third Creek	From SR 2359 to SR 1970		22.1 FW Miles	C
1	Ecological/biological Integrity Benthos	Good Bioclassification	Aquatic Life	2006	
4s	Ecological/biological Integrity FishCom	Poor Bioclassification	Aquatic Life	2006	2004
3a	Fecal Coliform (recreation)	Potential Standards Violation	Recreation	2008	
5	Turbidity	Standard Violation	Aquatic Life	2008	2004

Yadkin-Pee Dee River Basin — **Fourth Creek Watershed 0304010204**

⊙ 12-108-20a1	Fourth Creek	From source to Morrison		10.2 FW Miles	C
1	Ecological/biological Integrity Benthos	Good-Fair Bioclassification	Aquatic Life	2006	
5	Ecological/biological Integrity FishCom	Poor Bioclassification	Aquatic Life	2003	1998
1t	Fecal Coliform (recreation)	No Criteria Exceeded	Recreation	2008	
1t	Turbidity	No Criteria Exceeded	Aquatic Life	2008	1998
⊙ 12-108-20a2	Fourth Creek	From Morrison Creek to SR2316		5.8 FW Miles	C
1	Ecological/biological Integrity Benthos	Good-Fair Bioclassification	Aquatic Life	2003	
1	Ecological/biological Integrity FishCom	Good-Fair Bioclassification	Aquatic Life	2003	
1t	Fecal Coliform (recreation)	No Criteria Exceeded	Recreation	2008	
1t	Turbidity	No Criteria Exceeded	Aquatic Life	2008	1998
1	Water Quality Standards Aquatic Life	No Criteria Exceeded	Aquatic Life	2008	
⊙ 12-108-20a3	Fourth Creek	From SR2316 to SR1272		7.8 FW Miles	C
5	Ecological/biological Integrity Benthos	Fair Bioclassification	Aquatic Life	2003	1998
5	Ecological/biological Integrity FishCom	Poor Bioclassification	Aquatic Life	2003	1998
4t	Fecal Coliform (recreation)	No Criteria Exceeded	Recreation	2008	1998
1t	Turbidity	No Criteria Exceeded	Recreation	2008	1998
⊙ 12-108-20b	Fourth Creek	From SR 1972 to SR 1985		6.7 FW Miles	C
1	Ecological/biological Integrity Benthos	Excellent Bioclassification	Aquatic Life	2006	
4t	Fecal Coliform (recreation)	No Criteria Exceeded	Recreation	2008	1998
1t	Turbidity	No Criteria Exceeded	Recreation	2008	1998
⊙ 12-108-20c	Fourth Creek	From SR 1985 to South Yadkin River		5.5 FW Miles	C
1	Ecological/biological Integrity Benthos	Good-Fair Bioclassification	Aquatic Life	2003	
5	Ecological/biological Integrity FishCom	Poor Bioclassification	Aquatic Life	2003	1998

NC 2010 Integrated Report

All 13,123 Waters in NC are in Category 5-303(d) List for Mercury due to statewide fish consumption advice for several fish species

AU_Number	AU_Name	AU_Description	LengthArea	AU_Units	Classification
Category	Parameter	Reason for Rating	Use Category	Collection Year	303(d)year
Yadkin-Pee Dee River Basin			**Fourth Creek Watershed**		**0304010204**
⊙ **12-108-20-3**	**Morrison Creek**	From source to Fourth Creek		**7.8 FW Miles**	C
1	Ecological/biological Integrity Benthos	Good-Fair Bioclassification	Aquatic Life	2003	
Yadkin-Pee Dee River Basin			**Second Creek Watershed**		**0304010205**
⊙ **12-108-21a**	**Second Creek (North Second Creek)**	From source to Withrow Creek		**1.7 FW Miles**	C
1	Ecological/biological Integrity Benthos	Good-Fair Bioclassification	Aquatic Life	2006	
1	Ecological/biological Integrity FishCom	Good-Fair Bioclassification	Aquatic Life	2006	
1	Fecal Coliform (recreation)	No Criteria Exceeded	Recreation	2008	
1	Water Quality Standards Aquatic Life	No Criteria Exceeded	Aquatic Life	2008	
⊙ **12-108-21b**	**Second Creek (North Second Creek)**	From Withrow Creek to Beaverdam Creek		**3.4 FW Miles**	C
1	Ecological/biological Integrity Benthos	Good-Fair Bioclassification	Aquatic Life	2006	
3a	Fecal Coliform (recreation)	Potential Standards Violation	Recreation	2008	
5	Turbidity	Standard Violation	Aquatic Life	2008	2008
⊙ **12-108-21c**	**Second Creek (North Second Creek)**	From Beaverdam Creek to South Yadkin River		**5.7 FW Miles**	C
3a	Copper	Data Inconclusive	Aquatic Life	2006	
1	Ecological/biological Integrity Benthos	Good-Fair Bioclassification	Aquatic Life	2008	
1	Fecal Coliform (recreation)	No Criteria Exceeded	Recreation	2008	
⊙ **12-108-21-3**	**Withrow Creek**	From source to Second Creek (North Second Creek)		**11.2 FW Miles**	C
1	Ecological/biological Integrity Benthos	Good-Fair Bioclassification	Aquatic Life	2006	
Yadkin-Pee Dee River Basin			**South Yadkin River Watershed**		**0304010206**
⊙ **12-108-18-(3)**	**Bear Creek**	From a point 0.2 mile downstream of U.S. Hwy. 64 to South Yadkin River		**8.6 FW Miles**	WS-IV
5	Copper	Standard Violation	Aquatic Life	2006	2010
5	Ecological/biological Integrity FishCom	Fair Bioclassification	Aquatic Life	2004	2008
1	Fecal Coliform (recreation)	No Criteria Exceeded	Recreation	2008	
1	Water Quality Standards Water Supply	No Criteria Exceeded	Water Supply	2008	

NC 2010 Integrated Report

All 13,123 Waters in NC are in Category 5-303(d) List for Mercury due to statewide fish consumption advice for several fish species

AU_Number	AU_Name	AU_Description	LengthArea	AU_Units	Classification

Category	Parameter	Reason for Rating	Use Category	Collection Year	303(d)year

Yadkin-Pee Dee River Basin — **South Yadkin River Watershed 0304010206**

AU_Number	AU_Name	AU_Description	LengthArea	AU_Units	Classification
⊙ 12-108-(14.5)	South Yadkin River	From a point 1.0 mile upstream of Davie County SR 1159 to N.C. Hwy. 801	9.5	FW Miles	WS-IV

Category	Parameter	Reason for Rating	Use Category	Collection Year	303(d)year
1	Ecological/biological Integrity Benthos	Excellent Bioclassification	Aquatic Life	2006	
3a	Fecal Coliform (recreation)	Potential Standards Violation	Recreation	2008	
5	Turbidity	Standard Violation	Aquatic Life	2008	2004
1	Water Quality Standards Water Supply	No Criteria Exceeded	Water Supply	2008	

NC 2010 Integrated Report

All 13,123 Waters in NC are in Category 5-303(d) List for Mercury due to statewide fish consumption advice for several fish species

AU_Number	AU_Name	AU_Description	LengthArea	AU_Units	Classification
Category	Parameter	Reason for Rating	Use Category	Collection Year	303(d)year

Yadkin-Pee Dee River Basin — **High Rock Lake-Yadkin River Watershed** — **0304010301**

Yadkin-Pee Dee River Basin — Yadkin River Subbasin — 03040103

Yadkin-Pee Dee River Basin — **High Rock Lake-Yadkin River Watershed** — **0304010301**

⊙ 12-110a	Grants Creek	From source to SR 1910		19.7 FW Miles	C	
1	Ecological/biological Integrity FishCom	Good-Fair Bioclassification	Aquatic Life	2004		
3t	Fecal Coliform (recreation)	Data Inconclusive	Recreation	2002		
⊙ 12-110aUT1	Grants Creek	From source to Grants Creek		0.1 FW Miles	C	
3t	Fecal Coliform (recreation)	Data Inconclusive	Recreation	2002		
⊙ 12-110b	Grants Creek	From SR 1910 to Yadkin River		1.2 FW Miles	C	
3a	Copper	Potential Standards Violation	Aquatic Life	2008	1998	
1	Ecological/biological Integrity Benthos	Good-Fair Bioclassification	Aquatic Life	2006		
1	Ecological/biological Integrity FishCom	Good Bioclassification	Aquatic Life	2004		
4t	Fecal Coliform (recreation)	Standard Violation	Recreation	2008		
1t	Turbidity	No Criteria Exceeded	Aquatic Life	2008	1998	
3a	Zinc	Potential Standards Violation	Aquatic Life	2008		
⊙ 12-110-3	Little Creek	From source to Grants Creek		6.5 FW Miles	C	
1	Ecological/biological Integrity Benthos	Good-Fair Bioclassification	Aquatic Life	2006		
⊙ 12-108-(19.5)b	South Yadkin River	From mouth of Fourth Creek to Yadkin River		5.3 FW Miles	C	
1	Fecal Coliform (recreation)	No Criteria Exceeded	Recreation	2008		
5	Turbidity	Standard Violation	Aquatic Life	2008	2004	
⊙ 12-113	Swearing Creek	From source to High Rock Lake, Yadkin River		14.4 FW Miles	C	
1	Ecological/biological Integrity Benthos	Good-Fair Bioclassification	Aquatic Life	2006		
5	Ecological/biological Integrity FishCom	Fair Bioclassification	Aquatic Life	2004	2004	
3a	Fecal Coliform (recreation)	Potential Standards Violation	Recreation	2008		
1	Water Quality Standards Aquatic Life	No Criteria Exceeded	Aquatic Life	2008		

NC 2010 Integrated Report

All 13,123 Waters in NC are in Category 5-303(d) List for Mercury due to statewide fish consumption advice for several fish species

AU_Number	AU_Name	AU_Description	LengthArea	AU_Units	Classification
Category	Parameter	Reason for Rating	Use Category	Collection Year	303(d)year

Yadkin-Pee Dee River Basin — **High Rock Lake-Yadkin River Watershed 0304010301**

⊙ 12-(108.5)b1	YADKIN RIVER (including upper portion of High Rock Lake below normal operating level)	From mouth of Grants Creek to Buck Steam Statio	487.9	FW Acres	WS-V
5	Chlorophyll a	Standard Violation	Aquatic Life	2008	2008
5	Copper	Standard Violation	Aquatic Life	2008	2008
1	Fecal Coliform (recreation)	No Criteria Exceeded	Recreation	2008	
5	Low pH	Standard Violation	Aquatic Life	2008	2008
5	Turbidity	Standard Violation	Aquatic Life	2008	2008
1	Water Quality Standards Water Supply	No Criteria Exceeded	Water Supply	2008	

Yadkin-Pee Dee River Basin — **Abbotts Creek Watershed 0304010302**

⊙ 12-119-(1)	Abbotts Creek	From source to a point 0.5 mile upstream of Davidson County SR 1810	18.8	FW Miles	WS-III
1	Ecological/biological Integrity Benthos	Good-Fair Bioclassification	Aquatic Life	2006	
5	Ecological/biological Integrity FishCom	Fair Bioclassification	Aquatic Life	2006	2008
⊙ 12-119-(6)a	Abbotts Creek	From upstream side of culvert at U.S. Hwys. 29 & 70 to SR1243	6.4	FW Miles	C
5	Copper	Standard Violation	Aquatic Life	2008	2008
4s	Ecological/biological Integrity Benthos	Fair Bioclassification	Aquatic Life	2006	2008
1	Fecal Coliform (recreation)	No Criteria Exceeded	Recreation	2008	
5	Turbidity	Standard Violation	Aquatic Life	2008	2008
⊙ 12-119-(6)b	Abbotts Creek	From SR1243 to I85	1.6	FW Miles	C
5	Ecological/biological Integrity Benthos	Fair Bioclassification	Aquatic Life	2006	2004
1	Fecal Coliform (recreation)	No Criteria Exceeded	Recreation	2008	
1	Water Quality Standards Aquatic Life	No Criteria Exceeded	Aquatic Life	2008	
⊙ 12-119-(4.5)	Abbotts Creek (including Lexington-Thomasville Water Supply Reservoir at normal reservoir elevation, Tom-A-Lex Lake)	From a point 0.5 mile upstream of Davidson County SR 1810 to the upstream side of culvert at U.S. Hwys. 29 & 70	815.5	FW Acres	WS-III;CA
5	Chlorophyll a	Standard Violation	Aquatic Life	2007	2010
1	Water Quality Standards Water Supply	No Criteria Exceeded	Water Supply	2008	

NC 2010 Integrated Report

All 13,123 Waters in NC are in Category 5-303(d) List for Mercury due to statewide fish consumption advice for several fish species

AU_Number	AU_Name	AU_Description	LengthArea	AU_Units	Classification
Category	Parameter	Reason for Rating	Use Category	Collection Year	303(d)year

Yadkin-Pee Dee River Basin — **Abbotts Creek Watershed 0304010302**

⊙ 12-118.5a	Abbotts Creek Arm of High Rock Lake	From source at I-85 to NC 47		3.7 FW Miles	WS-V,B
5	Chlorophyll a	Standard Violation	Aquatic Life	2008	2008
1	Fecal Coliform (recreation)	No Criteria Exceeded	Recreation	2008	
1	Water Quality Standards Water Supply	No Criteria Exceeded	Water Supply	2008	
⊙ 12-118.5b	Abbotts Creek Arm of High Rock Lake	From NC 47 to Davidson County SR 2294		972.3 FW Acres	WS-V,B
5	Chlorophyll a	Standard Violation	Aquatic Life	2008	2004
5	Turbidity	Standard Violation	Aquatic Life	2008	2004
1	Water Quality Standards Water Supply	No Criteria Exceeded	Water Supply	2008	
⊙ 12-119-5-(1)	Brushy Fork	From source to Buck Branch		9.5 FW Miles	WS-III
1	Ecological/biological Integrity Benthos	Good-Fair Bioclassification	Aquatic Life	2006	
⊙ 12-119-7-4a	Hamby Creek	From source to North Hamby Creek		4.7 FW Miles	C
1t	Fecal Coliform (recreation)	No Criteria Exceeded	Recreation	2008	
1	Water Quality Standards Aquatic Life	No Criteria Exceeded	Aquatic Life	2008	
⊙ 12-119-7-4b	Hamby Creek	From North Hamby Creek to Rich Fork		6.4 FW Miles	C
5	Copper	Standard Violation	Aquatic Life	2008	1998
4s	Ecological/biological Integrity Benthos	Poor Bioclassification	Aquatic Life	2006	1998
1	Ecological/biological Integrity FishCom	Good Bioclassification	Aquatic Life	2006	
4t	Fecal Coliform (recreation)	Standard Violation	Recreation	2008	2004
⊙ 12-119-7-3	Hunts Fork	From source to Rich Fork		7.1 FW Miles	C
5	Ecological/biological Integrity Benthos	Fair Bioclassification	Aquatic Life	2006	1998
⊙ 12-119-7-4-2	Jimmys Creek	From source to Hamby Creek		6.8 FW Miles	C
3a	Ecological/biological Integrity Benthos	Not Rated Bioclassification	Aquatic Life	2003	
⊙ 12-119-8-(3)	Leonard Creek	From dam at City Lake Lexington to Abbotts Creek		2.6 FW Miles	C
1	Ecological/biological Integrity Benthos	Good-Fair Bioclassification	Aquatic Life	2001	
⊙ 12-119-7-4-1	North Hamby Creek	From source to Hamby Creek		5.8 FW Miles	C
5	Ecological/biological Integrity Benthos	Poor Bioclassification	Aquatic Life	2003	1998

NC 2010 Integrated Report

All 13,123 Waters in NC are in Category 5-303(d) List for Mercury due to statewide fish consumption advice for several fish species

AU_Number	AU_Name	AU_Description	LengthArea	AU_Units	Classification
Category	Parameter	Reason for Rating	Use Category	Collection Year	303(d)year
Yadkin-Pee Dee River Basin			**Abbotts Creek Watershed**		**0304010302**
⊙ **12-119-7a**	**Rich Fork**	From source to Payne Creek	**8.5**	**FW Miles**	C
1	**Ecological/biological Integrity Benthos**	Good-Fair Bioclassification	Aquatic Life	2006	
1t	**Fecal Coliform (recreation)**	No Criteria Exceeded	Recreation	2008	1998
1	**Water Quality Standards Aquatic Life**	No Criteria Exceeded	Aquatic Life	2008	
⊙ **12-119-7b1**	**Rich Fork**	From Payne Creek to SR1790	**3.8**	**FW Miles**	C
5	**Ecological/biological Integrity FishCom**	Poor Bioclassification	Aquatic Life	2006	1998
4t	**Fecal Coliform (recreation)**	Standard Violation	Recreation	2008	1998
1	**Water Quality Standards Aquatic Life**	No Criteria Exceeded	Aquatic Life	2008	
⊙ **12-119-7b2**	**Rich Fork**	From SR1790 to Abbotts Creek	**8.3**	**FW Miles**	C
5	**Ecological/biological Integrity FishCom**	Poor Bioclassification	Aquatic Life	2006	1998
4t	**Fecal Coliform (recreation)**	Standard Violation	Recreation	2008	1998
1	**Water Quality Standards Aquatic Life**	No Criteria Exceeded	Aquatic Life	2008	
⊙ **12-119-7-4but10**	**UT to Hamby Creek**	From Source to Hamby Creek	**2.7**	**FW Miles**	
3a	**Ecological/biological Integrity Benthos**	Not Rated Bioclassification	Aquatic Life	2003	
⊙ **12-(114)b**	**YADKIN RIVER (including lower portion of High Rock Lake)**	From Second Creek Arm of High Rock Lake to above the dam	**4,392.0**	**FW Acres**	WS-IV,B
5	**Chlorophyll a**	Standard Violation	Aquatic Life	2008	2008
5	**High pH**	Standard Violation	Aquatic Life	2008	2008
1	**Water Quality Standards Water Supply**	No Criteria Exceeded	Water Supply	2008	
Yadkin-Pee Dee River Basin			**High Rock Lake Watershed**		**0304010303**
⊙ **12-117-2**	**Second Creek**	From source to Second Creek Arm of of High Rock Lake, Yadkin River	**13.5**	**FW Miles**	C
1	**Ecological/biological Integrity Benthos**	Good Bioclassification	Aquatic Life	2006	
1	**Ecological/biological Integrity FishCom**	Good-Fair Bioclassification	Aquatic Life	2004	
⊙ **12-117-(3)**	**Second Creek Arm of High Rock Lake**	From a point 1.7 miles downstream of Rowan County SR 1004 to High Rock Lake	**894.9**	**FW Acres**	WS-IV,B
5	**Chlorophyll a**	Standard Violation	Aquatic Life	2008	2008
5	**High pH**	Standard Violation	Aquatic Life	2008	2008
1	**Water Quality Standards Water Supply**	No Criteria Exceeded	Water Supply	2008	

NC 2010 Integrated Report

All 13,123 Waters in NC are in Category 5-303(d) List for Mercury due to statewide fish consumption advice for several fish species

AU_Number	AU_Name	AU_Description	LengthArea	AU_Units	Classification
Category	Parameter	Reason for Rating	Use Category	Collection Year	303(d)year
Yadkin-Pee Dee River Basin			High Rock Lake Watershed		0304010303
⊙ 12-115-3	Town Creek	From source to Crane Creek		15.4	FW Miles C
5	Ecological/biological Integrity Benthos	Fair Bioclassification	Aquatic Life	2006	1998
5	Ecological/biological Integrity FishCom	Fair Bioclassification	Aquatic Life	2006	1998
1	Fecal Coliform (recreation)	No Criteria Exceeded	Recreation	2008	
1	Water Quality Standards Aquatic Life	No Criteria Exceeded	Aquatic Life	2008	
⊙ 12-117-2ut10	UT SECOND CR	Source to SECOND CR		2.8	FW Miles
1	Ecological/biological Integrity Benthos	Not Impaired Bioclassification	Aquatic Life	2007	
⊙ 12-117-2ut33	UT SECOND CR	Source to SECOND CR		3.7	FW Miles
3a	Ecological/biological Integrity Benthos	Not Rated Bioclassification	Aquatic Life	2007	
⊙ 12-(114)b	YADKIN RIVER (including lower portion of High Rock Lake)	From Second Creek Arm of High Rock Lake to above the dam		4,392.0	FW Acres WS-IV,B
5	Chlorophyll a	Standard Violation	Aquatic Life	2008	2008
5	High pH	Standard Violation	Aquatic Life	2008	2008
1	Water Quality Standards Water Supply	No Criteria Exceeded	Water Supply	2008	
⊙ 12-(114)a	YADKIN RIVER (including lower portion of High Rock Lake)	From a line across High Rock lake from the downstream side of mouth of Crane Creek to Second Creek Arm of High Rock Lake		478.1	FW Acres WS-IV,B
5	Chlorophyll a	Standard Violation	Aquatic Life	2008	2008
5	High pH	Standard Violation	Aquatic Life	2008	2008
5	Turbidity	Standard Violation	Aquatic Life	2008	2010
1	Water Quality Standards Water Supply	No Criteria Exceeded	Water Supply	2008	
⊙ 12-(124.5)a	YADKIN RIVER (including lower portion of High Rock Lake)	From a point 0.6 mile upstream of dam of High Rock Lake to High Rock Dam		10.8	FW Acres WS-IV,B;CA
5	Chlorophyll a	Standard Violation	Aquatic Life	2008	2008
5	High pH	Standard Violation	Aquatic Life	2008	2008
1	Water Quality Standards Water Supply	No Criteria Exceeded	Water Supply	2008	

AU_Number	AU_Name	AU_Description	LengthArea	AU_Units	Classification
Category	Parameter	Reason for Rating	Use Category	Collection Year	303(d)year
Yadkin-Pee Dee River Basin			**High Rock Lake Watershed**		**0304010303**
⊙ **12-(108.5)b3**	**YADKIN RIVER (including upper portion of High Rock Lake below normal operating level)**	From Buck Steam Plant to Swearing Creek Arm of High Rock Lake	**801.5**	**FW Acres**	WS-V
5	**Chlorophyll a**	Standard Violation	Aquatic Life	2008	2008
5	**High pH**	Standard Violation	Aquatic Life	2008	2008
5	**Turbidity**	Standard Violation	Aquatic Life	2008	2008
1	**Water Quality Standards Water Supply**	No Criteria Exceeded	Water Supply	2008	
⊙ **12-(108.5)b2**	**YADKIN RIVER (including upper portion of High Rock Lake below normal operating level)**	From Buck Steam Plant to a line across High Rock Lake from the downstream side of mouth of Crane Creek to the downstream side of mouth of Swearing Creek	**2,927.9**	**FW Acres**	WS-V
5	**Chlorophyll a**	Standard Violation	Aquatic Life	2008	2008
5	**Turbidity**	Standard Violation	Aquatic Life	2008	2008
1	**Water Quality Standards Water Supply**	No Criteria Exceeded	Water Supply	2008	
⊙ **12-(108.5)b4**	**YADKIN RIVER (including upper portion of High Rock Lake below normal operating level)**	From Swearing Creek Arm of High Rock Lake to southern mouth of Town Creek Arm of High Rock Lake	**1,351.5**	**FW Acres**	WS-V
5	**Chlorophyll a**	Standard Violation	Aquatic Life	2008	2008
5	**Turbidity**	Standard Violation	Aquatic Life	2008	2008
1	**Water Quality Standards Water Supply**	No Criteria Exceeded	Water Supply	2008	
Yadkin-Pee Dee River Basin			**Upper Uwharrie River Watershed**		**0304010304**
⊙ **13-2-3-3-(0.7)**	**Back Creek (Back Creek Lake)**	From a point 1.0 mile downstream of Randolph County SR 1504 to dam at Back Creek Lake (City of Asheboro water supply intake)	**228.3**	**FW Acres**	WS-II;HQW,CA
5	**Chlorophyll a**	Standard Violation	Aquatic Life	2008	2010
3a	**Copper**	Potential Standards Violation	Aquatic Life	2008	
1	**Water Quality Standards Water Supply**	No Criteria Exceeded	Water Supply	2008	
⊙ **13-2-1-1**	**Brier Creek**	From source to Little Uwharrie River	**5.8**	**FW Miles**	WS-III
1	**Ecological/biological Integrity Benthos**	Good Bioclassification	Aquatic Life	2006	

NC 2010 Integrated Report

All 13,123 Waters in NC are in Category 5-303(d) List for Mercury due to statewide fish consumption advice for several fish species

AU_Number	AU_Name	AU_Description	LengthArea	AU_Units	Classification
Category	Parameter	Reason for Rating	Use Category	Collection Year	303(d)year
Yadkin-Pee Dee River Basin			**Upper Uwharrie River Watershed**		**0304010304**
⊙ **13-2-3**	**Caraway Creek**	From source to Uwharrie River		**26.4 FW Miles**	C
1	**Ecological/biological Integrity Benthos**	Good-Fair Bioclassification	Aquatic Life	2006	
1	**Ecological/biological Integrity FishCom**	Excellent Bioclassification	Aquatic Life	2006	
⊙ **13-2-1**	**Little Uwharrie River (Wheatmore Pond)**	From source to Uwharrie River		**11.9 FW Miles**	WS-III
1	**Ecological/biological Integrity Benthos**	Good Bioclassification	Aquatic Life	2006	
1	**Ecological/biological Integrity FishCom**	Excellent Bioclassification	Aquatic Life	2006	
⊙ **13-2-3-3-2-2-(2)**	**Unnamed Tributary to Cedar Fork Creek (Lake Bunch)**	From a point 1.1 miles upstream of mouth to Cedar Fork Creek (City of Asheboro water supply intake)		**0.6 FW Miles**	WS-II;HQW,CA
1	**Water Quality Standards Water Supply**	No Criteria Exceeded	Water Supply	2008	
⊙ **13-2-(0.5)**	**Uwharrie River**	From source to a point 0.4 mile downstream of Little Uwharrie River		**18.3 FW Miles**	WS-III
1	**Ecological/biological Integrity Benthos**	Good-Fair Bioclassification	Aquatic Life	2006	
1	**Ecological/biological Integrity FishCom**	Excellent Bioclassification	Aquatic Life	2006	
⊙ **13-2-(1.3)**	**Uwharrie River**	From a point 0.4 mile downstream of Little Uwharrie River to Randolph County SR 1314 (including Lake Reese)		**7.4 FW Miles**	WS-III;CA
1	**Water Quality Standards Water Supply**	No Criteria Exceeded	Water Supply	2008	
Yadkin-Pee Dee River Basin			**Lower Uwharrie River Watershed**		**0304010305**
⊙ **13-2-18-(2.5)**	**Barnes Creek**	From a point 0.2 mile upstream of Montgomery County SR 1303 to Uwharrie River		**0.8 FW Miles**	WS-IV;ORW
1	**Ecological/biological Integrity Benthos**	Excellent Bioclassification	Aquatic Life	2006	
1	**Ecological/biological Integrity FishCom**	Excellent Bioclassification	Aquatic Life	2006	
⊙ **13-2-5**	**Betty McGees Creek**	From source to Uwharrie River		**9.4 FW Miles**	C
1	**Ecological/biological Integrity Benthos**	Not Impaired Bioclassification	Aquatic Life	2005	
1	**Ecological/biological Integrity FishCom**	Good Bioclassification	Aquatic Life	2006	
⊙ **13-2-24**	**Dutchmans Creek**	From source to Uwharrie River		**4.9 FW Miles**	WS-IV
1	**Ecological/biological Integrity Benthos**	Good Bioclassification	Aquatic Life	2006	
⊙ **13-2-20-(0.7)**	**McLeans Creek**	From a point 0.8 mile upstream of Montgomery County SR 1154 to Uwharrie River		**4.0 FW Miles**	WS-IV
1	**Ecological/biological Integrity Benthos**	Not Impaired Bioclassification	Aquatic Life	2005	

NC 2010 Integrated Report

All 13,123 Waters in NC are in Category 5-303(d) List for Mercury due to statewide fish consumption advice for several fish species

AU_Number	AU_Name	AU_Description	LengthArea	AU_Units	Classification
Category	Parameter	Reason for Rating	Use Category	Collection Year	303(d)year
Yadkin-Pee Dee River Basin		**Lower Uwharrie River Watershed**		**0304010305**	
⊙ **13-2-20-1-1**	**Moccasin Creek**	From source to West Branch	**2.1**	**FW Miles**	WS-IV
1	**Ecological/biological Integrity Benthos**	Not Impaired Bioclassification	Aquatic Life	2005	
⊙ **13-2-18-1**	**Poison Fork**	From source to Barnes Creek	**4.5**	**FW Miles**	C;ORW
1	**Ecological/biological Integrity Benthos**	Not Impaired Bioclassification	Aquatic Life	2005	
⊙ **13-2-(1.5)**	**Uwharrie River**	From Randolph County SR 1314 to to Randolph County SR 1174	**9.8**	**FW Miles**	WS-III;CA
1	**Ecological/biological Integrity Benthos**	Good-Fair Bioclassification	Aquatic Life	2006	
1	**Fecal Coliform (recreation)**	No Criteria Exceeded	Recreation	2008	
1	**Water Quality Standards Aquatic Life**	No Criteria Exceeded	Aquatic Life	2008	
⊙ **13-2-(17.5)**	**Uwharrie River**	From a point 1.3 miles upstream of the mouth of Barnes Creek to mouth of Dutchmans Creek	**9.3**	**FW Miles**	WS-IV,B
1	**Ecological/biological Integrity Benthos**	Excellent Bioclassification	Aquatic Life	2006	
1	**Fecal Coliform (recreation)**	No Criteria Exceeded	Recreation	2008	
1	**Water Quality Standards Aquatic Life**	No Criteria Exceeded	Aquatic Life	2008	
1	**Water Quality Standards Water Supply**	No Criteria Exceeded	Water Supply	2008	
⊙ **13-2-(4.5)**	**Uwharrie River**	From Randolph County SR 1174 to a point 1.3 miles upstream of mouth of Barnes Creek	**18.8**	**FW Miles**	B
1	**Ecological/biological Integrity Benthos**	Excellent Bioclassification	Aquatic Life	2006	
⊙ **13-2-20-1**	**West Branch**	From source to McLeans Creek	**3.8**	**FW Miles**	WS-IV
1	**Ecological/biological Integrity Benthos**	Not Impaired Bioclassification	Aquatic Life	2005	
Yadkin-Pee Dee River Basin		**Yadkin River Watershed**		**0304010306**	
⊙ **12-127-(2)**	**Cabin Creek**	From N.C. Hwy. 109 to a point 0.1 mile downstream of Davidson County SR 2536	**5.8**	**FW Miles**	WS-IV
3a	**Ecological/biological Integrity FishCom**	Not Rated Bioclassification	Aquatic Life	2006	
⊙ **12-126-(3)**	**Lick Creek**	From East Branch Lick Creek to a point 1.0 mile upstream of Davidson County SR 2501	**7.1**	**FW Miles**	WS-IV
5	**Ecological/biological Integrity Benthos**	Fair Bioclassification	Aquatic Life	2006	2008
1	**Ecological/biological Integrity FishCom**	Good-Fair Bioclassification	Aquatic Life	2006	
1	**Fecal Coliform (recreation)**	No Criteria Exceeded	Recreation	2008	
1	**Water Quality Standards Aquatic Life**	No Criteria Exceeded	Aquatic Life	2008	

AU_Number	AU_Name	AU_Description	LengthArea	AU_Units	Classification
Category	Parameter	Reason for Rating	Use Category	Collection Year	303(d)year
Yadkin-Pee Dee River Basin			**Yadkin River Watershed**		**0304010306**
⊙ **12-126-(4)**	**Lick Creek**	From a point 1.0 mile upstream of Davidson County SR 2501 to Tuckertown Lake, Yadkin River	**0.7**	**FW Miles**	WS-IV;CA
5	**Ecological/biological Integrity Benthos**	Fair Bioclassification	Aquatic Life	2006	2008
1	**Ecological/biological Integrity FishCom**	Good-Fair Bioclassification	Aquatic Life	2006	
⊙ **13-(1)**	**PEE DEE RIVER (including Lake Tillery below normal operating levels)**	From mouth of Uwharrie River to Norwood Dam	**4,845.5**	**FW Acres**	WS-IV,B;CA
1	**Fecal Coliform (recreation)**	No Criteria Exceeded	Recreation	2008	
1	**Water Quality Standards Aquatic Life**	No Criteria Exceeded	Aquatic Life	2008	
1	**Water Quality Standards Water Supply**	No Criteria Exceeded	Water Supply	2008	
⊙ **12-(124.5)c**	**YADKIN RIVER (including Tuckertown Lake, Badin Lake)**	From the mouth of Cabin Creek to Badin Lake	**7,937.8**	**FW Acres**	WS-IV,B;CA
3n	**Chlorophyll a**	Potential Standards Violation	Aquatic Life	2008	
3a	**Copper**	Potential Standards Violation	Aquatic Life	2008	
1	**Fecal Coliform (recreation)**	No Criteria Exceeded	Recreation	2008	
3a	**Low Dissolved Oxygen**	Potential Standards Violation	Aquatic Life	2008	
3a	**Turbidity**	Potential Standards Violation	Aquatic Life	2008	
1	**Water Quality Standards Water Supply**	No Criteria Exceeded	Water Supply	2008	
⊙ **12-(124.5)d**	**YADKIN RIVER (including Tuckertown Lake, Badin Lake)**	Badin Lake	**6,847.0**	**FW Acres**	WS-IV,B;CA
5	**PCB**	Standard Violation	Fish Consumption	2008	2010
1	**Water Quality Standards Aquatic Life**	No Criteria Exceeded	Aquatic Life	2008	
1	**Water Quality Standards Water Supply**	No Criteria Exceeded	Water Supply	2008	
⊙ **12-(124.5)b**	**YADKIN RIVER (including upper portion of Tucktertown Lake)**	From High Rock Dam to mouth of Cabin Creek	**3.5**	**FW Miles**	WS-IV,B;CA
3n	**Chlorophyll a**	Potential Standards Violation	Aquatic Life	2008	
1	**Fecal Coliform (recreation)**	No Criteria Exceeded	Recreation	2008	
1	**Water Quality Standards Water Supply**	No Criteria Exceeded	Water Supply	2008	

AU_Number	AU_Name	AU_Description	LengthArea	AU_Units	Classification

Category	Parameter	Reason for Rating	Use Category	Collection Year	303(d)year

Yadkin-Pee Dee River Basin — **Brown Creek Watershed 0304010401**

Yadkin-Pee Dee River Basin — Lake Tillery-Pee Dee River Subbasin 03040104

Yadkin-Pee Dee River Basin — **Brown Creek Watershed 0304010401**

⊙ 13-20a	Brown Creek	From N.C.-S.C. State Line to mouth of Lick Creek		16.5 FW Miles	C
1	Ecological/biological Integrity FishCom	Good-Fair Bioclassification	Aquatic Life	2006	
⊙ 13-20b	Brown Creek	From mouth of Lick Creek to Pee Dee River		28.5 FW Miles	C
4s	Ecological/biological Integrity Benthos	Fair Bioclassification	Aquatic Life	1996	1998
1	Fecal Coliform (recreation)	No Criteria Exceeded	Recreation	2008	
5	Low Dissolved Oxygen	Standard Violation	Aquatic Life	2008	1998
⊙ 13-(15.5)b	PEE DEE RIVER	From Rocky River to mouth of Turkey Top Creek		10.4 FW Miles	WS-V,B
1	Fecal Coliform (recreation)	No Criteria Exceeded	Recreation	2008	
1	Water Quality Standards Aquatic Life	No Criteria Exceeded	Aquatic Life	2008	
1	Water Quality Standards Water Supply	No Criteria Exceeded	Water Supply	2008	

Yadkin-Pee Dee River Basin — **Lake Tillery-Pee Dee River Watershed 0304010402**

⊙ 13-16	Clarks Creek	From source to Pee Dee River		12.6 FW Miles	C
1	Ecological/biological Integrity Benthos	Good Bioclassification	Aquatic Life	2006	
1	Ecological/biological Integrity FishCom	Excellent Bioclassification	Aquatic Life	2004	
1	Fecal Coliform (recreation)	No Criteria Exceeded	Recreation	2008	
1	Water Quality Standards Aquatic Life	No Criteria Exceeded	Aquatic Life	2008	
⊙ 13-9-(2)	Jacobs Creek	From a point 0.3 mile upstream of Stanly County SR 1740 to Lake Tillery, Pee Dee River		0.5 FW Miles	WS-IV;CA
1	Ecological/biological Integrity Benthos	Good-Fair Bioclassification	Aquatic Life	2004	
1	Ecological/biological Integrity FishCom	Good Bioclassification	Aquatic Life	2004	
⊙ 13-5-1-(1)	Little Mountain Creek	From source to a point 0.5 mile upstream of Stanly County SR 1545		1.4 FW Miles	C
5	Ecological/biological Integrity Benthos	Fair Bioclassification	Aquatic Life	2006	1998
1	Ecological/biological Integrity FishCom	Good-Fair Bioclassification	Aquatic Life	2004	
1	Fecal Coliform (recreation)	No Criteria Exceeded	Recreation	2008	
1	Water Quality Standards Aquatic Life	No Criteria Exceeded	Aquatic Life	2008	

NC 2010 Integrated Report

All 13,123 Waters in NC are in Category 5-303(d) List for Mercury due to statewide fish consumption advice for several fish species

AU_Number	AU_Name	AU_Description	LengthArea	AU_Units	Classification
Category	Parameter	Reason for Rating	Use Category	Collection Year	303(d)year
Yadkin-Pee Dee River Basin			**Lake Tillery-Pee Dee River Watershed**		**0304010402**
⊙ **13-5-1-(2)**	**Little Mountain Creek**	From a point 0.5 mile upstream of Stanly County SR 1545 to Mountain Cr.	**5.7**	**FW Miles**	WS-IV
5	**Ecological/biological Integrity Benthos**	Poor Bioclassification	Aquatic Life	2006	1998
1	**Ecological/biological Integrity FishCom**	Good-Fair Bioclassification	Aquatic Life	2004	
1	**Fecal Coliform (recreation)**	No Criteria Exceeded	Recreation	2008	
1	**Water Quality Standards Aquatic Life**	No Criteria Exceeded	Aquatic Life	2008	
1	**Water Quality Standards Water Supply**	No Criteria Exceeded	Water Supply	2008	
⊙ **13-5-(0.7)**	**Mountain Creek**	From Stanly County SR 1542 to a point 0.5 mile upstream of mouth	**7.3**	**FW Miles**	WS-IV
1	**Ecological/biological Integrity FishCom**	Good Bioclassification	Aquatic Life	2004	
⊙ **13-(15.5)a**	**PEE DEE RIVER**	From Norwood Dam to Rocky River	**4.9**	**FW Miles**	WS-V,B
1	**Fecal Coliform (recreation)**	No Criteria Exceeded	Recreation	2008	
5	**Low Dissolved Oxygen**	Standard Violation	Aquatic Life	2008	2010
5	**Low pH**	Standard Violation	Aquatic Life	2008	2010
1	**Water Quality Standards Water Supply**	No Criteria Exceeded	Water Supply	2008	
⊙ **13-17d**	**Rocky River**	From the mouth of Island Creek to the Pee Dee River	**11.5**	**FW Miles**	C
5	**Copper**	Standard Violation	Aquatic Life	2008	2008
1	**Fecal Coliform (recreation)**	No Criteria Exceeded	Recreation	2008	
5	**Turbidity**	Standard Violation	Aquatic Life	2008	2008
⊙ **13-7-(2)**	**Wood Run**	From a point 0.2 mile upstream of Montgomery County SR 1150 to Lake Tillery, Pee Dee River	**0.6**	**FW Miles**	WS-IV;CA
1	**Ecological/biological Integrity Benthos**	Not Impaired Bioclassification	Aquatic Life	2006	
Yadkin-Pee Dee River Basin			**Eury Dam-Little River Watershed**		**0304010403**
⊙ **13-25-24**	**Bridgers Creek**	From source to Little River	**9.2**	**FW Miles**	C;HQW
1	**Ecological/biological Integrity FishCom**	Excellent Bioclassification	Aquatic Life	2006	
⊙ **13-25-20-(9)**	**Densons Creek**	From dam at Troy Reservoir to Little River	**2.8**	**FW Miles**	C
1	**Ecological/biological Integrity FishCom**	Good-Fair Bioclassification	Aquatic Life	2004	
⊙ **13-25-20-8**	**Dumas Creek**	From source to Densons Creek	**9.4**	**FW Miles**	C;HQW
1	**Ecological/biological Integrity FishCom**	Excellent Bioclassification	Aquatic Life	2001	
⊙ **13-25-(1)**	**Little River**	From source to Suggs Creek	**23.9**	**FW Miles**	C
1	**Ecological/biological Integrity FishCom**	Excellent Bioclassification	Aquatic Life	2006	

NC 2010 Integrated Report

All 13,123 Waters in NC are in Category 5-303(d) List for Mercury due to statewide fish consumption advice for several fish species

AU_Number	AU_Name	AU_Description	LengthArea	AU_Units	Classification
Category	Parameter	Reason for Rating	Use Category	Collection Year	303(d)year
Yadkin-Pee Dee River Basin			**Eury Dam-Little River Watershed**		**0304010403**
⊙ **13-25-(11.5)**	**Little River**	From Suggs Creek to Densons Creek		**12.9**	**FW Miles** C;HQW
1	Ecological/biological Integrity Benthos	Excellent Bioclassification	Aquatic Life	2006	
1	Fecal Coliform (recreation)	No Criteria Exceeded	Recreation	2008	
1	Water Quality Standards Aquatic Life	No Criteria Exceeded	Aquatic Life	2008	
⊙ **13-25-30-(0.5)**	**Rocky Creek**	From N.C. Hwy. 27 to Little River		**6.4**	**FW Miles** C;HQW
1	Ecological/biological Integrity FishCom	Excellent Bioclassification	Aquatic Life	2006	
⊙ **13-25-15**	**West Fork Little River**	From source to Little River		**23.7**	**FW Miles** C
1	Ecological/biological Integrity Benthos	Good Bioclassification	Aquatic Life	2006	
1	Ecological/biological Integrity FishCom	Good Bioclassification	Aquatic Life	2006	
Yadkin-Pee Dee River Basin			**Little River Watershed**		**0304010404**
⊙ **13-25-36a**	**Cheek Creek**	From source to NC 731		**9.3**	**FW Miles** C
1	Ecological/biological Integrity FishCom	Excellent Bioclassification	Aquatic Life	2006	
⊙ **13-25-36b**	**Cheek Creek**	From NC 731 to Little River		**8.1**	**FW Miles** C
1	Ecological/biological Integrity FishCom	Good Bioclassification	Aquatic Life	2006	
⊙ **13-25-38-1**	**Little Buffalo Creek**	From source to Buffalo Creek		**2.7**	**FW Miles** WS-IV
1	Ecological/biological Integrity Benthos	Not Impaired Bioclassification	Aquatic Life	2005	
⊙ **13-25-(19)**	**Little River**	From Densons Creek to Hammer Creek		**18.5**	**FW Miles** C
1	Ecological/biological Integrity Benthos	Excellent Bioclassification	Aquatic Life	2006	
⊙ **13-25-(37.5)**	**Little River**	From Hamer Creek to Pee Dee River		**3.7**	**FW Miles** WS-IV
1	Fecal Coliform (recreation)	No Criteria Exceeded	Recreation	2008	
1	Water Quality Standards Aquatic Life	No Criteria Exceeded	Aquatic Life	2008	
Yadkin-Pee Dee River Basin			**Pee Dee River-Blewett Falls Lake Watershed**		**0304010405**
⊙ **13-21**	**Cedar Creek**	From source to Pee Dee River		**10.7**	**FW Miles** C
3a	Ecological/biological Integrity FishCom	Not Rated Bioclassification	Aquatic Life	2006	
⊙ **13-28-(0.5)**	**Mountain Creek**	From source to a point 1.1 miles upstream of mouth		**4.6**	**FW Miles** WS-IV
1	Ecological/biological Integrity Benthos	Excellent Bioclassification	Aquatic Life	2006	
1	Ecological/biological Integrity FishCom	Excellent Bioclassification	Aquatic Life	2006	

NC 2010 Integrated Report

All 13,123 Waters in NC are in Category 5-303(d) List for Mercury due to statewide fish consumption advice for several fish species

AU_Number	AU_Name	AU_Description	LengthArea	AU_Units	Classification
Category	Parameter	Reason for Rating	Use Category	Collection Year	303(d)year

Yadkin-Pee Dee River Basin — **Pee Dee River-Blewett Falls Lake Watershed 0304010405**

⊙ 13-(26.5)	**PEE DEE RIVER (including Blewett Falls Lake below normal operating levels)**	From a point 0.8 mile downstream of mouth of Savannah Creek to Blewett Falls Dam		**2,169.9 FW Acres**	WS-IV,B;CA
1	**Water Quality Standards Aquatic Life**	No Criteria Exceeded	Aquatic Life	2008	
1	**Water Quality Standards Water Supply**	No Criteria Exceeded	Water Supply	2008	
⊙ 13-28-2-4	**Toms Branch**	From source to Little Mountain Creek		**2.3 FW Miles**	C
1	**Fecal Coliform (recreation)**	No Criteria Exceeded	Recreation	2008	
1	**Water Quality Standards Aquatic Life**	No Criteria Exceeded	Aquatic Life	2008	

NC 2010 Integrated Report

All 13,123 Waters in NC are in Category 5-303(d) List for Mercury due to statewide fish consumption advice for several fish species

AU_Number	AU_Name	AU_Description	LengthArea	AU_Units	Classification
Category	Parameter	Reason for Rating	Use Category	Collection Year	303(d)year

Yadkin-Pee Dee River Basin — **Upper Rocky River Watershed** — **0304010501**

Yadkin-Pee Dee River Basin — Rocky River Subbasin — 03040105

Yadkin-Pee Dee River Basin — **Upper Rocky River Watershed** — **0304010501**

⊙ 13-17-4	Clarke Creek	From source to Rocky River		5.5 FW Miles	C
1	Ecological/biological Integrity Benthos	Not Impaired Bioclassification	Aquatic Life	2002	
5	Ecological/biological Integrity FishCom	Poor Bioclassification	Aquatic Life	2006	1998
⊙ 13-17-5-2	Clarks Creek	From source to Mallard Creek		4.4 FW Miles	C
5	Ecological/biological Integrity Benthos	Fair Bioclassification	Aquatic Life	2003	2008
⊙ 13-17-6-(0.5)	Coddle Creek	From source to a point 0.5 mile downstream of East Coddle Creek		7.6 FW Miles	WS-II;HQW
1	Ecological/biological Integrity Benthos	Not Impaired Bioclassification	Aquatic Life	2003	
5	Ecological/biological Integrity FishCom	Poor Bioclassification	Aquatic Life	2004	2008
⊙ 13-17-6-(1.5)	Coddle Creek, including water supply reservoir for Concord)	From a point 0.5 mile downstream of East Coddle Creek to a point 0.2 mile upstream of N.C. Hwy. 73 (Concord water supply intake)		1.4 FW Miles	WS-II;HQW,CA
1	Water Quality Standards Water Supply	No Criteria Exceeded	Water Supply	2008	
⊙ 13-17-5-3	Doby Creek	From source to Mallard Creek		4.1 FW Miles	C
5	Ecological/biological Integrity Benthos	Fair Bioclassification	Aquatic Life	2003	2008
⊙ 13-17-2	Dye Creek (Branch)	From source to Rocky River		4.4 FW Miles	C
5	Ecological/biological Integrity Benthos	Poor Bioclassification	Aquatic Life	2006	1998
⊙ 13-17-6-1	East Fork Coddle Creek	From source to Coddle Creek		6.4 FW Miles	WS-II;HQW
5	Ecological/biological Integrity Benthos	Poor Bioclassification	Aquatic Life	2003	2008
⊙ 13-17-5b	Mallard Creek	From Stoney Creek to Rocky River		4.8 FW Miles	C
5	Copper	Standard Violation	Aquatic Life	2008	2008
4s	Ecological/biological Integrity Benthos	Fair Bioclassification	Aquatic Life	2003	2008
1	Ecological/biological Integrity FishCom	Good-Fair Bioclassification	Aquatic Life	2006	
1	Fecal Coliform (recreation)	No Criteria Exceeded	Recreation	2008	
5	Turbidity	Standard Violation	Aquatic Life	2008	2008
⊙ 13-17-6-5-(1)	Mill Creek	From source to a point 0.3 mile downstream of Cabarrus County SR 1609		5.1 FW Miles	WS-II;HQW
1	Ecological/biological Integrity Benthos	Good-Fair Bioclassification	Aquatic Life	2003	

NC 2010 Integrated Report

All 13,123 Waters in NC are in Category 5-303(d) List for Mercury due to statewide fish consumption advice for several fish species

AU_Number	AU_Name	AU_Description	LengthArea	AU_Units	Classification
Category	Parameter	Reason for Rating	Use Category	Collection Year	303(d)year
Yadkin-Pee Dee River Basin			**Upper Rocky River Watershed**		**0304010501**
13-17-4-1	**North Prong Clarke Creek**	From source to Clarke Creek		4.4 FW Miles	C
3a	**Ecological/biological Integrity Benthos**	Not Rated Bioclassification	Aquatic Life	2002	
13-17-6-3-(2)	**Park Creek**	From a point 0.1 mile upstream of Cabarrus County SR 1615 to Coddle Cr.		0.5 FW Miles	WS-II;HQW,CA
1	**Ecological/biological Integrity Benthos**	Good-Fair Bioclassification	Aquatic Life	2003	
13-17-4-4	**Ramah Creek**	From source to Clarke Creek		5.8 FW Miles	C
1	**Ecological/biological Integrity Benthos**	Not Impaired Bioclassification	Aquatic Life	2002	
13-17a	**Rocky River**	From source to mouth of Reedy Creek		7.5 FW Miles	C
4s	**Ecological/biological Integrity Benthos**	Fair Bioclassification	Aquatic Life	2006	1998
1	**Ecological/biological Integrity FishCom**	Good Bioclassification	Aquatic Life	2006	
4t	**Fecal Coliform (recreation)**	Standard Violation	Recreation	2008	1998
5	**Turbidity**	Standard Violation	Aquatic Life	2008	1998
13-17-4-2	**South Prong Clarke Creek**	From source to Clarke Creek		3.5 FW Miles	C
1	**Ecological/biological Integrity Benthos**	Not Impaired Bioclassification	Aquatic Life	2002	
13-17-3-1	**South Prong West Branch Rocky River**	From source to West Branch Rocky River		4.6 FW Miles	C
3a	**Ecological/biological Integrity Benthos**	Not Rated Bioclassification	Aquatic Life	2002	
13-17-5-5	**Stony Creek**	From source to Mallard Creek		5.1 FW Miles	C
5	**Ecological/biological Integrity Benthos**	Fair Bioclassification	Aquatic Life	2003	2008
13-17-5-4	**Toby Creek**	From source to Mallard Creek		4.4 FW Miles	C
5	**Ecological/biological Integrity Benthos**	Fair Bioclassification	Aquatic Life	2003	2008
13-17-3	**West Branch Rocky River**	From source to Rocky River		8.8 FW Miles	C
1	**Ecological/biological Integrity Benthos**	Not Impaired Bioclassification	Aquatic Life	2002	
13-17-6-7	**Wolf Meadow Branch**	From source to Coddle Creek		3.0 FW Miles	C
1	**Ecological/biological Integrity Benthos**	Not Impaired Bioclassification	Aquatic Life	2003	
Yadkin-Pee Dee River Basin			**Cold Water Creek Watershed**		**0304010502**

NC 2010 Integrated Report

All 13,123 Waters in NC are in Category 5-303(d) List for Mercury due to statewide fish consumption advice for several fish species

AU_Number	AU_Name	AU_Description	LengthArea	AU_Units	Classification
Category	Parameter	Reason for Rating	Use Category	Collection Year	303(d)year
Yadkin-Pee Dee River Basin			**Cold Water Creek Watershed**		**0304010502**
⊙ **13-17-9-4-(1.5)**	**Cold Water Creek**	From dam at Lake Fisher to Irish Buffalo Creek	**12.5**	**FW Miles**	C
5	**Ecological/biological Integrity Benthos**	Fair Bioclassification	Aquatic Life	2006	2008
5	**Ecological/biological Integrity FishCom**	Fair Bioclassification	Aquatic Life	2006	2008
1	**Fecal Coliform (recreation)**	No Criteria Exceeded	Recreation	2008	
1	**Water Quality Standards Aquatic Life**	No Criteria Exceeded	Aquatic Life	2008	
⊙ **13-17-9-4-(1)**	**Cold Water Creek (Lake Fisher)**	From a point 0.5 mile downstream of Rowan County SR 1221 to dam at Lake Fisher	**0.6**	**FW Miles**	WS-IV;CA
1	**Water Quality Standards Water Supply**	No Criteria Exceeded	Water Supply	2008	
⊙ **13-17-9-(1)**	**Irish Buffalo Creek [Kannapolis Lake (Cannon Lake)]**	From a point 0.5 mile upstream of Rowan County SR 1197 to Kannapolis Water Supply Dam	**0.7**	**FW Miles**	WS-III;CA
1	**Water Quality Standards Aquatic Life**	No Criteria Exceeded	Aquatic Life	2008	
1	**Water Quality Standards Water Supply**	No Criteria Exceeded	Water Supply	2008	
⊙ **13-17-9-4-2-(2)**	**Unnamed Tributary to Cold Water Creek (Lake Concord)**	From a point 0.7 mile downstream of Rowan/Cabarrus County Line to dam at Lake Concord	**0.5**	**FW Miles**	WS-IV;CA
1	**Water Quality Standards Water Supply**	No Criteria Exceeded	Water Supply	2008	
Yadkin-Pee Dee River Basin			**Middle Rocky River Watershed**		**0304010503**
⊙ **13-17-7**	**Back Creek**	From source to Rocky River	**12.5**	**FW Miles**	C
5	**Ecological/biological Integrity Benthos**	Fair Bioclassification	Aquatic Life	2003	2008
⊙ **13-17-8-5a**	**Caldwell Creek**	From source to Freeman Drive	**6.0**	**FW Miles**	C
5	**Ecological/biological Integrity Benthos**	Fair Bioclassification	Aquatic Life	2003	2008
⊙ **13-17-8-5b**	**Caldwell Creek**	From Freeman Drive to Reedy Creek	**1.4**	**FW Miles**	C
1	**Ecological/biological Integrity Benthos**	Good-Fair Bioclassification	Aquatic Life	2003	
⊙ **13-17-17**	**Clear Creek**	From source to Rocky River	**13.1**	**FW Miles**	C
1	**Ecological/biological Integrity FishCom**	Excellent Bioclassification	Aquatic Life	2004	
1	**Fecal Coliform (recreation)**	No Criteria Exceeded	Recreation	2008	
5	**Turbidity**	Standard Violation	Aquatic Life	2008	2008

AU_Number	AU_Name	AU_Description	LengthArea	AU_Units	Classification
Category	Parameter	Reason for Rating	Use Category	Collection Year	303(d)year
Yadkin-Pee Dee River Basin			**Middle Rocky River Watershed**		**0304010503**
⊙ **13-17-6-(5.5)**	**Coddle Creek**	From a point 0.2 mile upstream of N.C. Hwy. 73 to Rocky River	**14.5**	**FW Miles**	C
4s	**Ecological/biological Integrity Benthos**	Fair Bioclassification	Aquatic Life	2006	
1	**Fecal Coliform (recreation)**	No Criteria Exceeded	Recreation	2008	
5	**Turbidity**	Standard Violation	Aquatic Life	2008	2008
⊙ **13-17-11-(1)**	**Dutch Buffalo Creek**	From source to a point 0.6 mile downstream of Cabarrus County SR 2416	**12.6**	**FW Miles**	WS-II;HQW
1	**Ecological/biological Integrity FishCom**	Good-Fair Bioclassification	Aquatic Life	2004	
⊙ **13-17-11-(5)**	**Dutch Buffalo Creek**	From a point 0.5 mile upstream of N.C. Hwy. 49 to Rocky River	**11.3**	**FW Miles**	C
1	**Ecological/biological Integrity FishCom**	Good-Fair Bioclassification	Aquatic Life	2004	
⊙ **13-17-9-(2)**	**Irish Buffalo Creek**	From Kannapolis Water Supply Dam to Rocky River	**16.7**	**FW Miles**	C
5	**Copper**	Standard Violation	Aquatic Life	2008	2008
4s	**Ecological/biological Integrity Benthos**	Fair Bioclassification	Aquatic Life	2006	2008
1	**Ecological/biological Integrity FishCom**	Excellent Bioclassification	Aquatic Life	2006	
3a	**Fecal Coliform (recreation)**	Potential Standards Violation	Recreation	2008	
5	**Turbidity**	Standard Violation	Aquatic Life	2008	2010
⊙ **13-17-8-4**	**McKee Creek**	From source to Reedy Creek	**6.9**	**FW Miles**	C
5	**Ecological/biological Integrity Benthos**	Fair Bioclassification	Aquatic Life	2003	1998
4t	**Fecal Coliform (recreation)**	Standard Violation	Recreation	2001	1998
3a	**Legacy Sediment Listing no Water Quality**	Data Inconclusive	Aquatic Life	2008	1998
⊙ **13-17-8**	**Reedy Creek**	From source to Rocky River	**15.2**	**FW Miles**	C
5	**Ecological/biological Integrity Benthos**	Fair Bioclassification	Aquatic Life	2003	2008
1	**Ecological/biological Integrity FishCom**	Good-Fair Bioclassification	Aquatic Life	2006	
⊙ **13-17b**	**Rocky River**	From mouth of Reedy Creek to mouth of Dutch Buffalo Creek	**26.5**	**FW Miles**	C
5	**Copper**	Standard Violation	Aquatic Life	2008	2008
4s	**Ecological/biological Integrity Benthos**	Fair Bioclassification	Aquatic Life	2003	2008
1	**Fecal Coliform (recreation)**	No Criteria Exceeded	Recreation	2008	
5	**Turbidity**	Standard Violation	Aquatic Life	2008	2008
Yadkin-Pee Dee River Basin			**Long Creek Watershed**		**0304010504**

NC 2010 Integrated Report

All 13,123 Waters in NC are in Category 5-303(d) List for Mercury due to statewide fish consumption advice for several fish species

AU_Number	AU_Name	AU_Description	LengthArea	AU_Units	Classification
Category	Parameter	Reason for Rating	Use Category	Collection Year	303(d)year
Yadkin-Pee Dee River Basin			**Long Creek Watershed**		**0304010504**
13-17-31-5	Big Bear Creek	From source to Long Creek	19.9	FW Miles	C
1	Ecological/biological Integrity Benthos	Good Bioclassification	Aquatic Life	2006	
1	Ecological/biological Integrity FishCom	Good-Fair Bioclassification	Aquatic Life	2004	
13-17-31-1	Little Long Creek	From source to Long Creek	8.5	FW Miles	C
5	Ecological/biological Integrity Benthos	Fair Bioclassification	Aquatic Life	2006	1998
13-17-31a	Long Creek	From source to Little Long Creek	24.5	FW Miles	C
1	Ecological/biological Integrity Benthos	Good Bioclassification	Aquatic Life	2006	
1	Ecological/biological Integrity FishCom	Good Bioclassification	Aquatic Life	2004	
1	Fecal Coliform (recreation)	No Criteria Exceeded	Recreation	2008	
1	Water Quality Standards Aquatic Life	No Criteria Exceeded	Aquatic Life	2008	
13-17-31b	Long Creek	From Little Long Creek to Rocky River	2.2	FW Miles	C
5	Copper	Standard Violation	Aquatic Life	2008	2008
1	Fecal Coliform (recreation)	No Criteria Exceeded	Recreation	2008	
13-17-31-5-5	Stony Run	From source to Big Bear Creek	11.9	FW Miles	C
1	Ecological/biological Integrity FishCom	Good-Fair Bioclassification	Aquatic Life	2006	
Yadkin-Pee Dee River Basin			**Richardson Creek Watershed**		**0304010505**
13-17-36-6	Bearskin Creek	From source to Richardson Creek	9.7	FW Miles	C
3a	Ecological/biological Integrity FishCom	Not Rated Bioclassification	Aquatic Life	2006	
13-17-36-4-(0.5)	Little Richardson Creek (Lake Monroe)	From source to a point 0.6 mile upstream of Buck Branch	77.1	FW Acres	WS-IV
5	Chlorophyll a	Standard Violation	Aquatic Life	2008	2008
3a	High pH	Data Inconclusive	Aquatic Life	2008	
1	Water Quality Standards Water Supply	No Criteria Exceeded	Water Supply	2008	
13-17-36-4-(2)	Little Richardson Creek (Lake Monroe)	From a point 0.6 mile upstream of Buck Creek to Richardson Creek	38.7	FW Acres	WS-IV;CA
5	Chlorophyll a	Standard Violation	Aquatic Life	2008	2008
1	Water Quality Standards Water Supply	No Criteria Exceeded	Water Supply	2008	
13-17-36-15	Negro Head Creek (Salem Creek)	From source to Richardson Creek	13.0	FW Miles	C
1	Ecological/biological Integrity FishCom	Good-Fair Bioclassification	Aquatic Life	2006	

NC 2010 Integrated Report

All 13,123 Waters in NC are in Category 5-303(d) List for Mercury due to statewide fish consumption advice for several fish species

AU_Number	AU_Name	AU_Description	LengthArea	AU_Units	Classification
Category	Parameter	Reason for Rating	Use Category	Collection Year	303(d)year
Yadkin-Pee Dee River Basin			**Richardson Creek Watershed**		**0304010505**
⊙ **13-17-36-(3.5)a**	**Richardson Creek**	From a point 0.2 mile downstream of mouth of Beaverdam Creek to Lake Lee	**2.2**	**FW Miles**	WS-IV;CA
3a	**Ecological/biological Integrity FishCom**	Data Inconclusive	Aquatic Life	2006	
⊙ **13-17-36-(5)a1a**	**Richardson Creek**	From Monroe Water Supply Dam (Lake Lee) to Mill Creek 13-17-36-10	**8.2**	**FW Miles**	C
5	**Ecological/biological Integrity Benthos**	Fair Bioclassification	Aquatic Life	2006	1998
⊙ **13-17-36-(5)a1b**	**Richardson Creek**	From Mill Creek 13-17-36-10 to Watson Creek	**3.9**	**FW Miles**	C
5	**Copper**	Standard Violation	Aquatic Life	2008	2008
1	**Ecological/biological Integrity Benthos**	Good-Fair Bioclassification	Aquatic Life	2006	
1	**Fecal Coliform (recreation)**	No Criteria Exceeded	Recreation	2008	
⊙ **13-17-36-(5)a2**	**Richardson Creek**	From Watson Creek to Negro Head Creek (Salem Creek)	**4.7**	**FW Miles**	C
5	**Copper**	Standard Violation	Aquatic Life	2008	2008
1	**Ecological/biological Integrity Benthos**	Good-Fair Bioclassification	Aquatic Life	2006	
1	**Fecal Coliform (recreation)**	No Criteria Exceeded	Recreation	2008	
⊙ **13-17-36-(5)b**	**Richardson Creek**	From mouth of Negro Head Creek (Salem Creek) to Rocky River	**15.3**	**FW Miles**	C
1	**Ecological/biological Integrity Benthos**	Good Bioclassification	Aquatic Life	2006	
⊙ **13-17-36-(3.5)b**	**Richardson Creek (Lake Lee)**	Entire Reservoir	**106.4**	**FW Acres**	WS-IV;CA
5	**Chlorophyll a**	Standard Violation	Aquatic Life	2008	2008
5	**High pH**	Standard Violation	Aquatic Life	2008	2008
1	**Water Quality Standards Water Supply**	No Criteria Exceeded	Water Supply	2008	
⊙ **13-17-36-9-(1)**	**Stewarts Creek**	From source to a point 0.4 mile downstream of mouth of Stumplick Branch	**8.3**	**FW Miles**	WS-III
5	**Ecological/biological Integrity Benthos**	Fair Bioclassification	Aquatic Life	2006	2008

NC 2010 Integrated Report

All 13,123 Waters in NC are in Category 5-303(d) List for Mercury due to statewide fish consumption advice for several fish species

AU_Number	AU_Name	AU_Description	LengthArea	AU_Units	Classification
Category	Parameter	Reason for Rating	Use Category	Collection Year	303(d)year

Yadkin-Pee Dee River Basin — **Richardson Creek Watershed 0304010505**

⊙ 13-17-36-9-(4.5)	Stewarts Creek [Lake Twitty (Lake Stewart)]	From a point 0.4 mile downstream of mouth of Stumplick Branch to Union County SR 1681 (City of Monroe water supply intake)	131.1	FW Acres	WS-III;CA
5	Chlorophyll a	Standard Violation	Aquatic Life	2008	2008
5	Copper	Standard Violation	Aquatic Life	2008	2008
3a	High pH	Data Inconclusive	Aquatic Life	2008	
3a	Low Dissolved Oxygen	Data Inconclusive	Aquatic Life	2008	
1	Water Quality Standards Water Supply	No Criteria Exceeded	Water Supply	2008	

Yadkin-Pee Dee River Basin — **Lanes Creek Watershed 0304010506**

⊙ 13-17-40-10	Barkers Branch	From source to Lanes Creek	4.6	FW Miles	WS-V
3a	Copper	Potential Standards Violation	Aquatic Life	2008	
3a	Fecal Coliform (recreation)	Potential Standards Violation	Recreation	2008	
1	Water Quality Standards Water Supply	No Criteria Exceeded	Water Supply	2008	
⊙ 13-17-40-11	Beaverdam Creek	From source to Lanes Creek	12.1	FW Miles	WS-V
5	Copper	Standard Violation	Aquatic Life	2008	2008
3a	Ecological/biological Integrity FishCom	Not Rated Bioclassification	Aquatic Life	2006	
3a	Fecal Coliform (recreation)	Potential Standards Violation	Recreation	2008	
5	Low Dissolved Oxygen	Standard Violation	Aquatic Life	2008	2008
1	Water Quality Standards Water Supply	No Criteria Exceeded	Water Supply	2008	
⊙ 13-17-40-(1)	Lanes Creek	From source to Marshville Water Supply Dam (located 0.1 mile downstream of Beaverdam Creek)	27.4	FW Miles	WS-V
3a	Copper	Potential Standards Violation	Aquatic Life	2008	
4s	Ecological/biological Integrity Benthos	Fair Bioclassification	Aquatic Life	1989	2004
3a	Ecological/biological Integrity FishCom	Not Rated Bioclassification	Aquatic Life	2006	
1	Fecal Coliform (recreation)	No Criteria Exceeded	Recreation	2008	
5	Turbidity	Standard Violation	Aquatic Life	2008	2010
1	Water Quality Standards Water Supply	No Criteria Exceeded	Water Supply	2008	
3a	Zinc	Potential Standards Violation	Aquatic Life	2008	
⊙ 13-17-40-(12)	Lanes Creek	From Marshville Water Supply Dam (located 0.1 mile downstream of Beaverdam Creek) to Rocky River	27.1	FW Miles	C
5	Ecological/biological Integrity Benthos	Fair Bioclassification	Aquatic Life	1996	1998

NC 2010 Integrated Report

All 13,123 Waters in NC are in Category 5-303(d) List for Mercury due to statewide fish consumption advice for several fish species

AU_Number	AU_Name	AU_Description	LengthArea	AU_Units	Classification
Category	Parameter	Reason for Rating	Use Category	Collection Year	303(d)year
Yadkin-Pee Dee River Basin			Lower Rocky River Watershed	0304010507	
Yadkin-Pee Dee River Basin			Lower Rocky River Watershed	0304010507	
13-17-37	Cribs Creek	From source to Rocky River	11.2	FW Miles	C
3a	Ecological/biological Integrity FishCom	Not Rated Bioclassification	Aquatic Life	2006	
13-17-20	Crooked Creek	From source to Rocky River	12.9	FW Miles	C
1	Ecological/biological Integrity Benthos	Good-Fair Bioclassification	Aquatic Life	2006	
1	Ecological/biological Integrity FishCom	Good Bioclassification	Aquatic Life	2006	
1	Fecal Coliform (recreation)	No Criteria Exceeded	Recreation	2008	
5	Turbidity	Standard Violation	Aquatic Life	2008	2010
13-17-18-3	Duck Creek	From source to Goose Creek	9.7	FW Miles	C
4b	Ecological/biological Integrity Benthos	Fair Bioclassification	Aquatic Life	1998	2008
13-17-18a	Goose Creek	From source to SR 1524	3.2	FW Miles	C
1t	Fecal Coliform (recreation)	No Criteria Exceeded	Recreation	2008	
3b	Turbidity	Data Inconclusive	Aquatic Life	2008	
13-17-18b	Goose Creek	From SR 1524 to Rocky River	13.1	FW Miles	C
4b	Ecological/biological Integrity Benthos	Fair Bioclassification	Aquatic Life	2006	1998
4t	Fecal Coliform (recreation)	Standard Violation	Recreation	2008	
13-17-42	Hardy Creek	From source to Rocky River	9.0	FW Miles	C
1	Ecological/biological Integrity FishCom	Good Bioclassification	Aquatic Life	2006	
13-17-26	Island Creek	From source to Rocky River	10.0	FW Miles	C
1	Ecological/biological Integrity FishCom	Excellent Bioclassification	Aquatic Life	2006	
13-17-31b	Long Creek	From Little Long Creek to Rocky River	2.2	FW Miles	C
5	Copper	Standard Violation	Aquatic Life	2008	2008
1	Fecal Coliform (recreation)	No Criteria Exceeded	Recreation	2008	
13-17-20-1	North Fork Crooked Creek	From source to Crooked Creek	12.0	FW Miles	C
4s	Ecological/biological Integrity Benthos	Fair Bioclassification	Aquatic Life	2000	
3a	Fecal Coliform (recreation)	Potential Standards Violation	Recreation	2008	
5	Turbidity	Standard Violation	Aquatic Life	2008	2004

NC 2010 Integrated Report

All 13,123 Waters in NC are in Category 5-303(d) List for Mercury due to statewide fish consumption advice for several fish species

AU_Number	AU_Name	AU_Description	LengthArea	AU_Units	Classification
Category	Parameter	Reason for Rating	Use Category	Collection Year	303(d)year
Yadkin-Pee Dee River Basin			**Lower Rocky River Watershed**		**0304010507**
13-17c	**Rocky River**	From the mouth of Dutch Buffalo Creek to the mouth of Island Creek	**46.5**	**FW Miles**	C
5	**Copper**	Standard Violation	Aquatic Life	2008	2008
1	**Ecological/biological Integrity Benthos**	Good Bioclassification	Aquatic Life	2006	
1	**Fecal Coliform (recreation)**	No Criteria Exceeded	Recreation	2008	
5	**Turbidity**	Standard Violation	Aquatic Life	2008	2008
5	**Zinc**	Standard Violation	Aquatic Life	2008	2008
13-17-20-2a	**South Fork Crooked Creek**	From source to SR 1515	**5.6**	**FW Miles**	C
5	**Ecological/biological Integrity Benthos**	Poor Bioclassification	Aquatic Life	1995	1998
5	**Ecological/biological Integrity FishCom**	Fair Bioclassification	Aquatic Life	1995	1998
13-17-20-2b	**South Fork Crooked Creek**	From SR 1515 to Crooked Creek	**8.8**	**FW Miles**	C
5	**Ecological/biological Integrity Benthos**	Fair Bioclassification	Aquatic Life	1995	1998

NC 2010 Integrated Report

All 13,123 Waters in NC are in Category 5-303(d) List for Mercury due to statewide fish consumption advice for several fish species

AU_Number	AU_Name	AU_Description	LengthArea	AU_Units	Classification
Category	Parameter	Reason for Rating	Use Category	Collection Year	303(d)year
Yadkin-Pee Dee River Basin			Hitchcock Creek Watershed		0304020101
Yadkin-Pee Dee River Basin		Pee Dee River Subbasin			03040201
Yadkin-Pee Dee River Basin			Hitchcock Creek Watershed		0304020101
⊙ 13-39-8-7	Beaver Dam Creek	From source to Rocky Fork Creek		5.2 FW Miles	WS-III
1	Ecological/biological Integrity Benthos	Not Impaired Bioclassification	Aquatic Life	2001	
3a	Ecological/biological Integrity FishCom	Not Rated Bioclassification	Aquatic Life	2006	
⊙ 13-39-5	Bones Fork Creek (Lake Bagget)	From source to Hitchcock Creek		4.6 FW Miles	WS-III
1	Ecological/biological Integrity Benthos	Not Impaired Bioclassification	Aquatic Life	2006	
⊙ 13-39-6	Chock Creek (Gibson Pond)	From source to Hitchcock Creek		4.7 FW Miles	WS-III
3a	Ecological/biological Integrity FishCom	Not Rated Bioclassification	Aquatic Life	2006	
⊙ 13-39-12-(10)	Falling Creek (Hinson Lake, Great Falls Pond)	From Rockingham Water Supply Intake to Hitchcock Creek		2.4 FW Miles	C
3t	Aquatic Weeds	Data Inconclusive	Aquatic Life	2000	2000
⊙ 13-39-(1)	Hitchcock Creek (McKinney Lake, Ledbetter Lake)	From source to a point 0.5 mile downstream of Richmond County SR 1442		10.0 FW Miles	WS-III
1	Ecological/biological Integrity Benthos	Good Bioclassification	Aquatic Life	2006	
3a	Ecological/biological Integrity FishCom	Not Rated Bioclassification	Aquatic Life	2006	
⊙ 13-39-(10)	Hitchcock Creek (Midway Pond, Steeles Mill Pond)	From dam at Roberdel Lake to Pee Dee River		11.3 FW Miles	C
1	Ecological/biological Integrity Benthos	Good Bioclassification	Aquatic Life	2006	
1	Fecal Coliform (recreation)	No Criteria Exceeded	Recreation	2008	
3a	Low pH	Potential Standards Violation	Aquatic Life	2008	
⊙ 13-39-(8.5)	Hitchcock Creek (Roberdel Lake)	From a point 0.5 mile downstream of Richmond County SR 1442 to dam at Roberdel Lake (City of Rockingham water supply intake)		48.4 FW Acres	WS-III;CA
3a	Low pH	Potential Standards Violation	Aquatic Life	2006	
1	Water Quality Standards Water Supply	No Criteria Exceeded	Water Supply	2008	

NC 2010 Integrated Report

All 13,123 Waters in NC are in Category 5-303(d) List for Mercury due to statewide fish consumption advice for several fish species

AU_Number	AU_Name	AU_Description	LengthArea	AU_Units	Classification
Category	Parameter	Reason for Rating	Use Category	Collection Year	303(d)year
Yadkin-Pee Dee River Basin			**Hitchcock Creek Watershed**		**0304020101**
⊙ **13-(34)a**	**PEE DEE RIVER**	From Blewett Falls Dam to mouth of Hitchcock Creek	**6.3**	**FW Miles**	C
1	**Fecal Coliform (recreation)**	No Criteria Exceeded	Recreation	2008	
1	**Water Quality Standards Aquatic Life**	No Criteria Exceeded	Aquatic Life	2008	
⊙ **13-(34)b**	**PEE DEE RIVER**	From mouth of Hitchcock Creek to N.C.-S.C. State Line	**9.4**	**FW Miles**	C
1	**Fecal Coliform (recreation)**	No Criteria Exceeded	Recreation	2008	
1	**Water Quality Standards Aquatic Life**	No Criteria Exceeded	Aquatic Life	2008	
⊙ **13-39-8**	**Rocky Fork Creek (Mill stone Lake)**	From source to Ledbetter Lake, Hitchcock Creek	**9.5**	**FW Miles**	WS-III
3a	**Ecological/biological Integrity FishCom**	Not Rated Bioclassification	Aquatic Life	2006	
Yadkin-Pee Dee River Basin			**Jones Creek Watershed**		**0304020102**
⊙ **13-42-1-3**	**Bailey Creek**	From source to North Fork Jones Creek	**2.0**	**FW Miles**	C
1	**Ecological/biological Integrity FishCom**	Good-Fair Bioclassification	Aquatic Life	2006	
⊙ **13-42**	**Jones Creek**	From source to Pee Dee River	**12.5**	**FW Miles**	C
1	**Ecological/biological Integrity Benthos**	Good Bioclassification	Aquatic Life	2006	
1	**Fecal Coliform (recreation)**	No Criteria Exceeded	Recreation	2008	
1	**Water Quality Standards Aquatic Life**	No Criteria Exceeded	Aquatic Life	2008	
⊙ **13-42-1-(0.5)**	**North Fork Jones Creek**	From Wadesboro Water Supply Intake to Jones Creek	**7.4**	**FW Miles**	C
1	**Ecological/biological Integrity Benthos**	Good-Fair Bioclassification	Aquatic Life	2006	
1	**Ecological/biological Integrity FishCom**	Good Bioclassification	Aquatic Life	2006	
⊙ **13-42-1-(0.3)**	**North Fork Jones Creek (City Pond)**	From a point 1.0 mile downstream of Anson County SR 1122 to Wadesboro Water Supply Intake	**0.6**	**FW Miles**	WS-II;HQW,CA
1	**Water Quality Standards Water Supply**	No Criteria Exceeded	Water Supply	2008	
⊙ **13-42-2**	**South Fork Jones Creek**	From source to Jones Creek	**15.0**	**FW Miles**	C
1	**Ecological/biological Integrity FishCom**	Good-Fair Bioclassification	Aquatic Life	2006	
Yadkin-Pee Dee River Basin			**Marks Creek-Pee Dee River Watershed**		**0304020103**
⊙ **13-35**	**Cartledge Creek**	From source to Pee Dee River	**10.2**	**FW Miles**	C
1	**Ecological/biological Integrity FishCom**	Good Bioclassification	Aquatic Life	2006	

NC 2010 Integrated Report

All 13,123 Waters in NC are in Category 5-303(d) List for Mercury due to statewide fish consumption advice for several fish species

AU_Number	AU_Name	AU_Description	LengthArea	AU_Units	Classification
Category	Parameter	Reason for Rating	Use Category	Collection Year	303(d)year

Yadkin-Pee Dee River Basin — **Marks Creek-Pee Dee River Watershed 0304020103**

AU_Number	AU_Name	AU_Description	LengthArea	AU_Units	Classification
13-45-(2)a	Marks Creek (Boyds Lake, City Lake, Everetts Lake)	From dam of lower Water Lake to NC 177	5.4	FW Miles	C

Category	Parameter	Reason for Rating	Use Category	Collection Year	303(d)year
1	Fecal Coliform (recreation)	No Criteria Exceeded	Recreation	2008	
3a	Low Dissolved Oxygen	Data Inconclusive	Aquatic Life	2008	
3a	Low pH	Data Inconclusive	Aquatic Life	2008	

AU_Number	AU_Name	AU_Description	LengthArea	AU_Units	Classification
13-45-(2)b	Marks Creek (Boyds Lake, City Lake, Everetts Lake)	From NC 177 to N.C.-S.C. State Line	13.3	FW Miles	C

Category	Parameter	Reason for Rating	Use Category	Collection Year	303(d)year
5	Ecological/biological Integrity Benthos	Fair Bioclassification	Aquatic Life	1991	1998
3a	Ecological/biological Integrity FishCom	Not Rated Bioclassification	Aquatic Life	2006	

AU_Number	AU_Name	AU_Description	LengthArea	AU_Units	Classification
13-45-(1)	Marks Creek (Water Lake)	From a point 1.3 miles upstream of dam of lower Water Lake to dam of lower Water Lake (Town of Hamlet water supply intake)	48.1	FW Acres	WS-II;HQW,CA

Category	Parameter	Reason for Rating	Use Category	Collection Year	303(d)year
3n	Chlorophyll a	Potential Standards Violation	Aquatic Life	2008	
3a	Copper	Data Inconclusive	Aquatic Life	2008	
3a	Low pH	Potential Standards Violation	Aquatic Life	2006	
1	Water Quality Standards Water Supply	No Criteria Exceeded	Water Supply	2008	

AU_Number	AU_Name	AU_Description	LengthArea	AU_Units	Classification
13-43	Mill Creek	From source to Pee Dee River	11.5	FW Miles	C

Category	Parameter	Reason for Rating	Use Category	Collection Year	303(d)year
1	Ecological/biological Integrity Benthos	Good Bioclassification	Aquatic Life	2008	
1	Ecological/biological Integrity FishCom	Excellent Bioclassification	Aquatic Life	2006	

Yadkin-Pee Dee River Basin — **Thompson Creek Watershed 0304020104**

AU_Number	AU_Name	AU_Description	LengthArea	AU_Units	Classification
13-47-2	Deadfall Creek	From source to N.C.-S.C. State Line	8.5	FW Miles	C

Category	Parameter	Reason for Rating	Use Category	Collection Year	303(d)year
3a	Ecological/biological Integrity FishCom	Not Rated Bioclassification	Aquatic Life	2006	

Mecklenburg County Water Quality Data

MY9A Thompson Rd. Steven's Creek

Collect Date	Analyte	Qualifier	Result	A Unit	MDL	Storm
4/6/2005	1,1,1,2-Tetrachloroethane	<	6	ug/L	6	No
5/2/2006	1,1,1,2-Tetrachloroethane	<	6	ug/L	6	
4/6/2005	1,1,1-Trichloroethane	<	5	ug/L	5	No
5/2/2006	1,1,1-Trichloroethane	<	5	ug/L	5	
4/6/2005	1,1,2,2-Tetrachloroethane	<	6	ug/L	6	No
5/2/2006	1,1,2,2-Tetrachloroethane	<	6	ug/L	6	
4/6/2005	1,1,2-Trichloroethane	<	5	ug/L	5	No
5/2/2006	1,1,2-Trichloroethane	<	5	ug/L	5	
4/6/2005	1,1-Dichloroethane	<	5	ug/L	5	No
5/2/2006	1,1-Dichloroethane	<	5	ug/L	5	
4/6/2005	1,1-Dichloroethene	<	5	ug/L	5	No
5/2/2006	1,1-Dichloroethene	<	5	ug/L	5	
4/6/2005	1,2,3-Trichloropropane	<	5	ug/L	5	No
5/2/2006	1,2,3-Trichloropropane	<	5	ug/L	5	
4/6/2005	1,2-Dibromo-3-Chloropropane	<	12	ug/L	12	No
5/2/2006	1,2-Dibromo-3-Chloropropane	<	12	ug/L	12	
4/6/2005	1,2-Dibromoethane	<	5	ug/L	5	No
5/2/2006	1,2-Dibromoethane	<	5	ug/L	5	
4/6/2005	1,2-Dichlorobenzene	<	5	ug/L	5	No
5/2/2006	1,2-Dichlorobenzene	<	5	ug/L	5	
4/6/2005	1,2-Dichloroethane	<	5	ug/L	5	No
5/2/2006	1,2-Dichloroethane	<	5	ug/L	5	
4/6/2005	1,2-Dichloropropane	<	5	ug/L	5	No
5/2/2006	1,2-Dichloropropane	<	5	ug/L	5	
4/6/2005	1,3-Dichlorobenzene	<	5	ug/L	5	No
5/2/2006	1,3-Dichlorobenzene	<	5	ug/L	5	
4/6/2005	1,4-Dichlorobenzene	<	5	ug/L	5	No
5/2/2006	1,4-Dichlorobenzene	<	5	ug/L	5	
4/6/2005	2-Butanone (MEK)	<	66	ug/L	66	No
5/2/2006	2-Butanone (MEK)	<	66	ug/L	66	
4/6/2005	2-Chloroethyl Vinyl Ether	<	18	ug/L	18	No
5/2/2006	2-Chloroethyl Vinyl Ether	<	18	ug/L	18	
4/6/2005	2-Hexanone	<	50	ug/L	50	No
5/2/2006	2-Hexanone	<	50	ug/L	50	
4/6/2005	4-Methyl-2-Pentanone	<	50	ug/L	50	No
5/2/2006	4-Methyl-2-Pentanone	<	50	ug/L	50	
4/6/2005	Acetone	<	50	ug/L	50	No
5/2/2006	Acetone	<	50	ug/L	50	
4/6/2005	Acrolein	<	100	ug/L	100	No
5/2/2006	Acrolein	<	100	ug/L	100	
4/6/2005	Acrylonitrile	<	100	ug/L	100	No
5/2/2006	Acrylonitrile	<	100	ug/L	100	
2/25/2002	Alkalinity		54	mg/L	1	No
5/30/2002	Alkalinity		57	mg/L	1	No

MY9A Thompson Rd. Steven's Creek

Collect Date	Analyte	Qualifier	Result	A Unit	MDL	Storm
5/30/2002	Alkalinity		54	mg/L	1	No
9/25/2002	Alkalinity		47	mg/L	1	No
11/25/2002	Alkalinity		24	mg/L	1	No
3/10/2003	Alkalinity		31	mg/L	1	No
5/14/2003	Alkalinity		32	mg/L	1	No
9/11/2003	Alkalinity		54	mg/L	1	No
11/3/2003	Alkalinity		56	mg/L	1	No
3/24/2004	Alkalinity		50	mg/L	1	No
6/30/2004	Alkalinity		28	mg/L	1	No
7/22/2004	Alkalinity		51	mg/L	3	
10/6/2004	Alkalinity		25	mg/L	3	
1/5/2005	Alkalinity		56	mg/L	3	
4/6/2005	Alkalinity		33	mg/L	3	
7/11/2005	Alkalinity		57	mg/L	3	
10/4/2005	Alkalinity		51	mg/L	3	No
1/10/2006	Alkalinity		45	mg/L	3	
5/2/2006	Alkalinity		61	mg/L	3	
2/25/2002	Ammonia-Nitrogen	<	0.04	mg/L	0.04	No
5/30/2002	Ammonia-Nitrogen		0.04	mg/L	0.04	No
5/30/2002	Ammonia-Nitrogen		0.22	mg/L	0.04	No
9/25/2002	Ammonia-Nitrogen	<	0.04	mg/L	0.04	No
11/25/2002	Ammonia-Nitrogen	<	0.04	mg/L	0.04	No
3/10/2003	Ammonia-Nitrogen	<	0.04	mg/L	0.04	No
5/14/2003	Ammonia-Nitrogen		0.06	mg/L	0.04	No
9/11/2003	Ammonia-Nitrogen		0.07	mg/L	0.04	No
11/3/2003	Ammonia-Nitrogen		0.08	mg/L	0.04	No
3/24/2004	Ammonia-Nitrogen		0.06	mg/L	0.04	No
6/30/2004	Ammonia-Nitrogen		0.05	mg/L	0.04	No
7/22/2004	Ammonia-Nitrogen		0.22	mg/L	0.04	
10/6/2004	Ammonia-Nitrogen		0.06	mg/L	0.04	
1/5/2005	Ammonia-Nitrogen	<	0.05	mg/L	0.05	
4/6/2005	Ammonia-Nitrogen	<	0.1	mg/L	0.1	
7/11/2005	Ammonia-Nitrogen	<	0.1	mg/L	0.1	
10/4/2005	Ammonia-Nitrogen	<	0.1	mg/L	0.1	No
1/10/2006	Ammonia-Nitrogen	<	0.1	mg/L	0.1	
5/2/2006	Ammonia-Nitrogen	<	0.1	mg/L	0.1	
5/13/2008	Ammonia-Nitrogen	<	0.1	mg/L	0.1	No
6/10/2008	Ammonia-Nitrogen	<	0.1	mg/L	0.1	No
7/8/2008	Ammonia-Nitrogen	<	0.1	mg/L	0.1	No
8/12/2008	Ammonia-Nitrogen		0.11	mg/L	0.1	
2/25/2002	Antimony	<	5	ug/L	5	No
5/30/2002	Antimony	<	5	ug/L	5	No
5/30/2002	Antimony	<	5	ug/L	5	No
9/25/2002	Antimony	<	5	ug/L	5	No

MY9A Thompson Rd. Steven's Creek

Collect Date	Analyte	Qualifier	Result	A Unit	MDL	Storm
11/25/2002	Antimony	<	5	ug/L	5	No
3/10/2003	Antimony	<	7	ug/L	5	No
5/14/2003	Antimony	<	7	ug/L	5	No
9/11/2003	Antimony	<	7	ug/L	5	No
11/3/2003	Antimony	<	7	ug/L	5	No
3/24/2004	Antimony	<	7	ug/L	5	No
6/30/2004	Antimony	<	7	ug/L	5	No
7/22/2004	Antimony	<	7	ug/L	7	
10/6/2004	Antimony	<	5	ug/L	5	
1/5/2005	Antimony	<	5	ug/L	5	
4/6/2005	Antimony	<	5	ug/L	5	
7/11/2005	Antimony	<	5	ug/L	5	
2/25/2002	Arsenic	<	5	ug/L	5	No
5/30/2002	Arsenic	<	5	ug/L	5	No
5/30/2002	Arsenic	<	5	ug/L	5	No
9/25/2002	Arsenic	<	5	ug/L	5	No
11/25/2002	Arsenic	<	5	ug/L	5	No
3/10/2003	Arsenic	<	5	ug/L	5	No
5/14/2003	Arsenic	<	5	ug/L	5	No
9/11/2003	Arsenic	<	5	ug/L	5	No
11/3/2003	Arsenic	<	5	ug/L	5	No
3/24/2004	Arsenic	<	5	ug/L	5	No
6/30/2004	Arsenic	<	5	ug/L	5	No
7/22/2004	Arsenic	<	5	ug/L	5	
10/6/2004	Arsenic	<	5	ug/L	5	
1/5/2005	Arsenic	<	5	ug/L	5	
4/6/2005	Arsenic	<	5	ug/L	5	
7/11/2005	Arsenic	<	5	ug/L	5	
2/25/2002	Barium	<	100	ug/L	100	No
5/30/2002	Barium	<	100	ug/L	100	No
5/30/2002	Barium	<	100	ug/L	100	No
9/25/2002	Barium	<	100	ug/L	100	No
11/25/2002	Barium	<	100	ug/L	100	No
3/10/2003	Barium	<	100	ug/L	100	No
5/14/2003	Barium	<	100	ug/L	100	No
9/11/2003	Barium	<	1290	ug/L	100	No
11/3/2003	Barium	<	500	ug/L	100	No
3/24/2004	Barium	<	500	ug/L	100	No
6/30/2004	Barium	<	500	ug/L	100	No
7/22/2004	Barium	<	500	ug/L	500	
10/6/2004	Barium	<	100	ug/L	100	
1/5/2005	Barium	<	100	ug/L	100	
4/6/2005	Barium	<	100	ug/L	100	
7/11/2005	Barium	<	100	ug/L	100	

MY9A Thompson Rd. Steven's Creek

Collect Date	Analyte	Qualifier	Result	A Unit	MDL	Storm
4/6/2005	Benzene	<	5	ug/L	5	No
5/2/2006	Benzene	<	5	ug/L	5	
2/25/2002	Beryllium	<	25	ug/L	25	No
5/30/2002	Beryllium	<	25	ug/L	25	No
5/30/2002	Beryllium	<	2	ug/L	25	No
9/25/2002	Beryllium	<	25	ug/L	25	No
11/25/2002	Beryllium	<	25	ug/L	25	No
3/10/2003	Beryllium	<	25	ug/L	25	No
5/14/2003	Beryllium	<	25	ug/L	25	No
9/11/2003	Beryllium	<	25	ug/L	25	No
11/3/2003	Beryllium	<	25	ug/L	25	No
3/24/2004	Beryllium	<	25	ug/L	25	No
6/30/2004	Beryllium	<	25	ug/L	25	No
7/22/2004	Beryllium	<	25	ug/L	25	
10/6/2004	Beryllium	<	10	ug/L	10	
1/5/2005	Beryllium	<	10	ug/L	10	
4/6/2005	Beryllium	<	2	ug/L	2	
7/11/2005	Beryllium	<	2	ug/L	2	
2/25/2002	Biochemical Oxygen Demand	<	2	mg/L	0.1	No
5/30/2002	Biochemical Oxygen Demand	<	2	mg/L	0.1	No
5/30/2002	Biochemical Oxygen Demand		2.2	mg/L	0.1	No
9/25/2002	Biochemical Oxygen Demand	<	2	mg/L	0.1	No
11/25/2002	Biochemical Oxygen Demand	<	2	mg/L	0.1	No
3/10/2003	Biochemical Oxygen Demand	<	2	mg/L	0.1	No
5/14/2003	Biochemical Oxygen Demand	<	2	mg/L	0.1	No
9/11/2003	Biochemical Oxygen Demand	<	2	mg/L	0.1	No
11/3/2003	Biochemical Oxygen Demand	<	2	mg/L	0.1	No
3/24/2004	Biochemical Oxygen Demand	<	2	mg/L	0.1	No
6/30/2004	Biochemical Oxygen Demand		2.3	mg/L	0.1	No
7/22/2004	Biochemical Oxygen Demand	<	2	mg/L	2	
10/6/2004	Biochemical Oxygen Demand		2.1	mg/L	2	
1/5/2005	Biochemical Oxygen Demand	<	2	mg/L	2	
4/6/2005	Biochemical Oxygen Demand	<	2	mg/L	2	
7/11/2005	Biochemical Oxygen Demand	<	2	mg/L	2	
10/4/2005	Biochemical Oxygen Demand	<	2	mg/L	2	No
1/10/2006	Biochemical Oxygen Demand	<	2	mg/L	2	
5/2/2006	Biochemical Oxygen Demand	<	2	mg/L	2	
4/6/2005	Bromochloromethane	<	5	ug/L	5	No
5/2/2006	Bromochloromethane	<	5	ug/L	5	
4/6/2005	Bromodichloromethane	<	5	ug/L	5	No
5/2/2006	Bromodichloromethane	<	5	ug/L	5	
4/6/2005	Bromoform	<	5	ug/L	5	No
5/2/2006	Bromoform	<	5	ug/L	5	
4/6/2005	Bromomethane	<	14	ug/L	14	No

MY9A Thompson Rd. Steven's Creek

Collect Date	Analyte	Qualifier	Result	A Unit	MDL	Storm
5/2/2006	Bromomethane	<	14	ug/L	14	
2/25/2002	Cadmium	<	2	ug/L	2	No
5/30/2002	Cadmium	<	2	ug/L	2	No
5/30/2002	Cadmium	<	5	ug/L	2	No
9/25/2002	Cadmium	<	2	ug/L	2	No
11/25/2002	Cadmium	<	2	ug/L	2	No
3/10/2003	Cadmium	<	2	ug/L	2	No
5/14/2003	Cadmium	<	2	ug/L	2	No
9/11/2003	Cadmium	<	2	ug/L	2	No
11/3/2003	Cadmium	<	2	ug/L	2	No
3/24/2004	Cadmium	<	2	ug/L	2	No
6/30/2004	Cadmium	<	2	ug/L	2	No
7/22/2004	Cadmium	<	2	ug/L	2	
10/6/2004	Cadmium	<	2	ug/L	2	
1/5/2005	Cadmium	<	2	ug/L	2	
4/6/2005	Cadmium	<	1	ug/L	1	
7/11/2005	Cadmium	<	1	ug/L	1	
4/6/2005	Carbon Disulfide	<	5	ug/L	5	No
5/2/2006	Carbon Disulfide	<	5	ug/L	5	
4/6/2005	Carbon Tetrachloride	<	5	ug/L	5	No
5/2/2006	Carbon Tetrachloride	<	5	ug/L	5	
2/25/2002	Chemical Oxygen Demand		7.2	mg/L	5.0	No
5/30/2002	Chemical Oxygen Demand		5.7	mg/L	5.0	No
5/30/2002	Chemical Oxygen Demand		5.7	mg/L	5.0	No
9/25/2002	Chemical Oxygen Demand		7.2	mg/L	5.0	No
11/25/2002	Chemical Oxygen Demand		10.3	mg/L	5.0	No
3/10/2003	Chemical Oxygen Demand	<	13.5	mg/L	5.0	No
5/14/2003	Chemical Oxygen Demand		17.2	mg/L	5.0	No
9/11/2003	Chemical Oxygen Demand	<	13.5	mg/L	5.0	No
11/3/2003	Chemical Oxygen Demand	<	13.5	mg/L	5.0	No
3/24/2004	Chemical Oxygen Demand	<	13.5	mg/L	5.0	No
6/30/2004	Chemical Oxygen Demand	<	13.5	mg/L	5.0	No
7/22/2004	Chemical Oxygen Demand	<	13.5	mg/L	13.5	
10/6/2004	Chemical Oxygen Demand		15.3	mg/L	13.5	
1/5/2005	Chemical Oxygen Demand	<	13.5	mg/L	13.5	
4/6/2005	Chemical Oxygen Demand	<	15	mg/L	15	
7/11/2005	Chemical Oxygen Demand	<	15	mg/L	15	
10/4/2005	Chemical Oxygen Demand	<	15	mg/L	15	No
1/10/2006	Chemical Oxygen Demand	<	15	mg/L	15	
5/2/2006	Chemical Oxygen Demand	<	10	mg/L	10	
4/6/2005	Chlorobenzene	<	5	ug/L	5	No
5/2/2006	Chlorobenzene	<	5	ug/L	5	
4/6/2005	Chloroethane	<	10	ug/L	10	No
5/2/2006	Chloroethane	<	10	ug/L	10	

MY9A Thompson Rd. Steven's Creek

Collect Date	Analyte	Qualifier	Result	A Unit	MDL	Storm
4/6/2005	Chloroform	<	5	ug/L	5	No
5/2/2006	Chloroform	<	5	ug/L	5	
4/6/2005	Chloromethane	<	21	ug/L	21	No
5/2/2006	Chloromethane	<	21	ug/L	21	
2/25/2002	Chromium	<	5	ug/L	5	No
5/30/2002	Chromium	<	5	ug/L	5	No
5/30/2002	Chromium	<	5	ug/L	5	No
9/25/2002	Chromium	<	5	ug/L	5	No
11/25/2002	Chromium	<	5	ug/L	5	No
3/10/2003	Chromium	<	5	ug/L	5	No
5/14/2003	Chromium	<	5	ug/L	5	No
9/11/2003	Chromium	<	5	ug/L	5	No
11/3/2003	Chromium	<	5	ug/L	5	No
3/24/2004	Chromium	<	5	ug/L	5	No
6/30/2004	Chromium	<	5	ug/L	5	No
7/22/2004	Chromium	<	5	ug/L	5	
10/6/2004	Chromium	<	5	ug/L	5	
1/5/2005	Chromium	<	5	ug/L	5	
4/6/2005	Chromium	<	5	ug/L	5	
7/11/2005	Chromium	<	5	ug/L	5	
4/6/2005	Cis-1,2- Dichloroethene	<	5	ug/L	5	No
5/2/2006	Cis-1,2- Dichloroethene	<	5	ug/L	5	
4/6/2005	Cis-1,3-Dichloropropene	<	5	ug/L	5	No
5/2/2006	Cis-1,3-Dichloropropene	<	5	ug/L	5	
2/25/2002	Copper	<	0.05	ug/L	0.05	No
5/30/2002	Copper	<	0.05	ug/L	0.05	No
5/30/2002	Copper	<	0.05	ug/L	0.05	No
9/25/2002	Copper	<	0.05	ug/L	0.05	No
11/25/2002	Copper	<	0.05	ug/L	0.05	No
3/10/2003	Copper	<	0.004	ug/L	0.05	No
5/14/2003	Copper	<	4	ug/L	0.05	No
9/11/2003	Copper	<	62	ug/L	0.05	No
11/3/2003	Copper	<	4	ug/L	0.05	No
3/24/2004	Copper	<	4	ug/L	0.05	No
6/30/2004	Copper	<	62	ug/L	0.05	No
7/22/2004	Copper	<	4	ug/L	4	
10/6/2004	Copper	<	2	ug/L	2	
1/5/2005	Copper	<	2	ug/L	2	
4/6/2005	Copper		2.2	ug/L	2	
7/11/2005	Copper	<	2	ug/L	2	
7/8/2008	Copper	<	2	ug/L	2	No
8/12/2008	Copper	<	2	ug/L	2	
4/6/2005	Dibromemethane	<	5	ug/L	5	No
5/2/2006	Dibromemethane	<	5	ug/L	5	

MY9A Thompson Rd. Steven's Creek

Collect Date	Analyte	Qualifier	Result	A Unit	MDL	Storm
4/6/2005	Dibromochloromethane	<	5	ug/L	5	No
5/2/2006	Dibromochloromethane	<	5	ug/L	5	
7/11/2005	E. Coli		160	MPN /100 ml	1	No
8/22/2005	E. Coli		170	MPN /100 ml	1	No
9/12/2005	E. Coli		46	MPN /100 ml	1	No
10/4/2005	E. Coli		64	MPN /100 ml	1	No
11/9/2005	E. Coli		290	MPN /100 ml	1	No
12/21/2005	E. Coli		240	MPN /100 ml	1	No
1/10/2006	E. Coli		190	MPN /100 ml	1	No
2/16/2006	E. Coli		870	MPN /100 ml	1	No
3/29/2006	E. Coli		150	MPN /100 ml	1	No
5/2/2006	E. Coli		820	MPN /100 ml	1	No
5/17/2006	E. Coli		610	MPN /100 ml	1	No
6/8/2006	E. Coli		210	MPN /100 ml	1	
6/20/2006	E. Coli		980	MPN /100 ml	1	No
5/8/2008	E. Coli		260	MPN /100 ml	1	
5/13/2008	E. Coli		610	MPN /100 ml	1	No
5/15/2008	E. Coli		310	MPN /100 ml	1	No
5/22/2008	E. Coli		410	MPN /100 ml	1	No
5/29/2008	E. Coli		340	MPN /100 ml	4	Yes
6/5/2008	E. Coli		330	MPN /100 ml	1	No
6/10/2008	E. Coli		490	MPN /100 ml	1	No
6/12/2008	E. Coli		440	MPN /100 ml	1	Yes
6/19/2008	E. Coli		290	MPN /100 ml	1	No
6/26/2008	E. Coli		130	MPN /100 ml	1	No
7/2/2008	E. Coli		650	MPN /100 ml	1	Yes
7/8/2008	E. Coli		1100	MPN /100 ml	1	No
7/10/2008	E. Coli		290	MPN /100 ml	4	Yes
7/17/2008	E. Coli		650	MPN /100 ml	1	No
7/31/2008	E. Coli		870	MPN /100 ml	1	
8/7/2008	E. Coli		540	MPN /100 ml	1	
8/12/2008	E. Coli	>	2400	MPN /100 ml	1	
8/14/2008	E. Coli		920	MPN /100 ml	1	
8/28/2008	E. Coli		910	MPN /100 ml	10	
9/4/2008	E. Coli		1400	MPN /100 ml	1	
4/8/2009	E. Coli		240	MPN /100 ml	2	
4/6/2005	Ethylbenzene	<	5	ug/L	5	No
5/2/2006	Ethylbenzene	<	5	ug/L	5	
2/25/2002	Fecal Coliform		420	CFU/100 ml	1	No
6/20/2002	Fecal Coliform		280	CFU/100 ml	1	No
9/25/2002	Fecal Coliform		90	CFU/100 ml	1	No
10/12/2009	Fecal Coliform		360	CFU/100 ml	100	
11/10/2009	Fecal Coliform		24000	CFU/100 ml	100	
12/2/2009	Fecal Coliform		950	CFU/100 ml	100	

MY9A Thompson Rd. Steven's Creek

Collect Date	Analyte	Qualifier	Result	A Unit	MDL	Storm
11/25/2002	Fecal Coliform		130	CFU/100 ml	1	No
3/10/2003	Fecal Coliform		70	CFU/100 ml	1	No
5/14/2003	Fecal Coliform		88	CFU/100 ml	1	No
9/11/2003	Fecal Coliform		200	CFU/100 ml	1	No
11/3/2003	Fecal Coliform		100	CFU/100 ml	1	No
3/24/2004	Fecal Coliform		210	CFU/100 ml	1	No
6/30/2004	Fecal Coliform		63	CFU/100 ml	1	No
8/10/2004	Fecal Coliform		500	CFU/100 ml	1	No
9/22/2004	Fecal Coliform		560	CFU/100 ml	1	No
10/6/2004	Fecal Coliform		94	CFU/100 ml	1	
11/2/2004	Fecal Coliform		140	CFU/100 ml	1	No
12/15/2004	Fecal Coliform		180	CFU/100 ml	1	No
1/5/2005	Fecal Coliform		100	CFU/100 ml	1	No
2/8/2005	Fecal Coliform		160	CFU/100 ml	10	No
3/7/2005	Fecal Coliform		500	CFU/100 ml	10	No
4/6/2005	Fecal Coliform		69	CFU/100 ml	10	No
5/9/2005	Fecal Coliform		260	CFU/100 ml	10	No
6/15/2005	Fecal Coliform		420	CFU/100 ml	10	No
7/11/2005	Fecal Coliform		160	CFU/100 ml	10	No
8/22/2005	Fecal Coliform		260	CFU/100 ml	10	No
9/12/2005	Fecal Coliform		13	CFU/100 ml	10	No
10/4/2005	Fecal Coliform		69	CFU/100 ml	10	No
11/9/2005	Fecal Coliform		180	CFU/100 ml	10	No
12/21/2005	Fecal Coliform		350	CFU/100 ml	10	No
1/10/2006	Fecal Coliform		150	CFU/100 ml	10	No
2/16/2006	Fecal Coliform		580	CFU/100 ml	10	No
3/29/2006	Fecal Coliform		69	CFU/100 ml	10	No
5/2/2006	Fecal Coliform		570	CFU/100 ml	10	No
5/17/2006	Fecal Coliform		470	CFU/100 ml	10	No
6/8/2006	Fecal Coliform		310	CFU/100 ml	10	
6/20/2006	Fecal Coliform		370	CFU/100 ml	10	No
5/8/2008	Fecal Coliform		320	CFU/100 ml	10	
5/13/2008	Fecal Coliform		700	CFU/100 ml	10	No
5/15/2008	Fecal Coliform		340	CFU/100 ml	10	No
5/22/2008	Fecal Coliform		400	CFU/100 ml	10	No
5/29/2008	Fecal Coliform		480	CFU/100 ml	20	Yes
6/5/2008	Fecal Coliform		300	CFU/100 ml	10	No
6/10/2008	Fecal Coliform		520	CFU/100 ml	10	No
6/12/2008	Fecal Coliform		460	CFU/100 ml	10	Yes
6/19/2008	Fecal Coliform		310	CFU/100 ml	10	No
6/26/2008	Fecal Coliform		120	CFU/100 ml	10	No
7/2/2008	Fecal Coliform		480	CFU/100 ml	10	Yes
7/8/2008	Fecal Coliform		760	CFU/100 ml	10	No
7/10/2008	Fecal Coliform		460	CFU/100 ml	20	Yes

MY9A Thompson Rd. Steven's Creek

Collect Date	Analyte	Qualifier	Result	A Unit	MDL	Storm
7/31/2008	Fecal Coliform		630	CFU/100 ml	10	
8/7/2008	Fecal Coliform		760	CFU/100 ml	10	
8/12/2008	Fecal Coliform		3200	CFU/100 ml	10	
8/14/2008	Fecal Coliform		990	CFU/100 ml	10	
8/28/2008	Fecal Coliform		1000	CFU/100 ml	20	
9/4/2008	Fecal Coliform		1100	CFU/100 ml	10	
4/8/2009	Fecal Coliform		260	CFU/100 ml	10	
5/14/2009	Fecal Coliform		520	CFU/100 ml	10	
5/3/2010	Fecal Coliform		5300	CFU/100 ml	100	
6/23/2010	Fecal Coliform		460	CFU/100 ml	10	
6/23/2010	Fecal Coliform		5700	CFU/100 ml	10	
4/6/2005	Iodomethane	<	16	ug/L	16	No
5/2/2006	Iodomethane	<	16	ug/L	16	
2/25/2002	Iron		5.1	ug/L	0.05	No
5/30/2002	Iron		0.83	ug/L	0.05	No
5/30/2002	Iron		1.08	ug/L	0.05	No
9/25/2002	Iron		0.64	ug/L	0.05	No
11/25/2002	Iron		0.67	ug/L	0.05	No
3/10/2003	Iron		1.88	ug/L	0.05	No
5/14/2003	Iron		1570	ug/L	0.05	No
9/11/2003	Iron		570	ug/L	0.05	No
11/3/2003	Iron		507	ug/L	0.05	No
3/24/2004	Iron		702	ug/L	0.05	No
6/30/2004	Iron		1037	ug/L	0.05	No
7/22/2004	Iron		456	ug/L	50	
10/6/2004	Iron		950	ug/L	50	
1/5/2005	Iron		420	ug/L	50	
4/6/2005	Iron		970	ug/L	50	
7/11/2005	Iron		530	ug/L	50	
2/25/2002	Lead	<	5	ug/L	5	No
5/30/2002	Lead	<	5	ug/L	5	No
5/30/2002	Lead	<	5	ug/L	5	No
9/25/2002	Lead	<	5	ug/L	5	No
11/25/2002	Lead	<	5	ug/L	5	No
3/10/2003	Lead	<	5	ug/L	5	No
5/14/2003	Lead	<	5	ug/L	5	No
9/11/2003	Lead	<	5	ug/L	5	No
11/3/2003	Lead	<	5	ug/L	5	No
3/24/2004	Lead	<	5	ug/L	5	No
6/30/2004	Lead	<	5	ug/L	5	No
7/22/2004	Lead	<	5	ug/L	5	
10/6/2004	Lead	<	5	ug/L	5	
1/5/2005	Lead	<	5	ug/L	5	
4/6/2005	Lead	<	5	ug/L	5	

MY9A Thompson Rd. Steven's Creek

Collect Date	Analyte	Qualifier	Result	A Unit	MDL	Storm
7/11/2005	Lead	<	5	ug/L	5	
2/25/2002	Manganese		0.33	ug/L	0.02	No
5/30/2002	Manganese		0.18	ug/L	0.02	No
5/30/2002	Manganese		0.16	ug/L	0.02	No
9/25/2002	Manganese		0.11	ug/L	0.02	No
11/25/2002	Manganese		0.08	ug/L	0.02	No
3/10/2003	Manganese		0.09	ug/L	0.02	No
5/14/2003	Manganese		140	ug/L	0.02	No
9/11/2003	Manganese		60	ug/L	0.02	No
11/3/2003	Manganese		89	ug/L	0.02	No
3/24/2004	Manganese		98	ug/L	0.02	No
6/30/2004	Manganese		94	ug/L	0.02	No
7/22/2004	Manganese		121	ug/L	32	
10/6/2004	Manganese		93	ug/L	10	
1/5/2005	Manganese		36	ug/L	10	
4/6/2005	Manganese		58	ug/L	10	
7/11/2005	Manganese		56	ug/L	10	
2/25/2002	Mercury	<	0.2	ug/L	0.2	No
5/30/2002	Mercury	<	0.2	ug/L	0.2	No
5/30/2002	Mercury	<	0.2	ug/L	0.2	No
9/25/2002	Mercury	<	0.2	ug/L	0.2	No
11/25/2002	Mercury	<	0.2	ug/L	0.2	No
3/10/2003	Mercury	<	0.2	ug/L	0.2	No
5/14/2003	Mercury	<	0.2	ug/L	0.2	No
9/11/2003	Mercury	<	0.2	ug/L	0.2	No
11/3/2003	Mercury	<	0.2	ug/L	0.2	No
3/24/2004	Mercury	<	0.2	ug/L	0.2	No
6/30/2004	Mercury	<	0.2	ug/L	0.2	No
7/22/2004	Mercury, Total	<	0.3	ug/L	0.3	
10/6/2004	Mercury, Total	<	0.3	ug/L	0.3	
1/5/2005	Mercury, Total	<	0.2	ug/L	0.2	
4/6/2005	Mercury, Total	<	0.2	ug/L	0.2	
7/11/2005	Mercury, Total	<	0.2	ug/L	0.2	
4/6/2005	Methylene Chloride	<	5	ug/L	5	No
5/2/2006	Methylene Chloride	<	5	ug/L	5	
4/6/2005	Methyl-tert-butyl-ether (MTBE)	<	0.5	ug/L	0.5	No
5/2/2006	Methyl-tert-butyl-ether (MTBE)	<	0.5	ug/L	0.5	
2/25/2002	Nickel	<	10	ug/L	10	No
5/30/2002	Nickel	<	10	ug/L	10	No
5/30/2002	Nickel	<	10	ug/L	10	No
9/25/2002	Nickel	<	10	ug/L	10	No
11/25/2002	Nickel	<	10	ug/L	10	No
3/10/2003	Nickel	<	10	ug/L	10	No
5/14/2003	Nickel	<	5	ug/L	10	No

MY9A Thompson Rd. Steven's Creek

Collect Date	Analyte	Qualifier	Result	A Unit	MDL	Storm
9/11/2003	Nickel	<	5	ug/L	10	No
11/3/2003	Nickel	<	5	ug/L	10	No
3/24/2004	Nickel	<	5	ug/L	10	No
6/30/2004	Nickel	<	5	ug/L	10	No
7/22/2004	Nickel	<	5	ug/L	5	
10/6/2004	Nickel		5	ug/L	5	
1/5/2005	Nickel		5	ug/L	5	
4/6/2005	Nickel		5	ug/L	5	
7/11/2005	Nickel		5	ug/L	5	
2/25/2002	Nitrate		0.36	mg/L	0.05	No
5/30/2002	Nitrate		0.39	mg/L	0.05	No
5/30/2002	Nitrate		1.2	mg/L	0.05	No
9/25/2002	Nitrate		0.22	mg/L	0.05	No
11/25/2002	Nitrate		0.06	mg/L	0.05	No
3/10/2003	Nitrate		0.29	mg/L	0.05	No
5/14/2003	Nitrate		0.23	mg/L	0.05	No
9/11/2003	Nitrate		0.32	mg/L	0.05	No
11/3/2003	Nitrate		0.24	mg/L	0.05	No
3/24/2004	Nitrate		0.28	mg/L	0.05	No
6/30/2004	Nitrate	<	0.05	mg/L	0.05	No
7/22/2004	Nitrate		0.34	mg/L	0.05	
10/6/2004	Nitrate	<	0.05	mg/L	0.05	
1/5/2005	Nitrate		0.48	mg/L	0.05	
4/6/2005	Nitrate/Nitrite		0.19	mg/L	0.05	
7/11/2005	Nitrate/Nitrite		0.33	mg/L	0.05	
10/4/2005	Nitrate/Nitrite		0.16	mg/L	0.05	No
1/10/2006	Nitrate/Nitrite		0.44	mg/L	0.05	
5/2/2006	Nitrate/Nitrite		0.42	mg/L	0.05	
5/13/2008	Nitrate/Nitrite		0.32	mg/L	0.05	No
6/10/2008	Nitrate/Nitrite		0.47	mg/L	0.05	No
7/8/2008	Nitrate/Nitrite		0.41	mg/L	0.05	No
8/12/2008	Nitrate/Nitrite		0.7	mg/L	0.05	
2/25/2002	Nitrite	<	0.05	mg/L	0.05	No
5/30/2002	Nitrite	<	0.05	mg/L	0.05	No
5/30/2002	Nitrite		0.17	mg/L	0.05	No
9/25/2002	Nitrite	<	0.05	mg/L	0.05	No
11/25/2002	Nitrite	<	0.05	mg/L	0.05	No
3/10/2003	Nitrite	<	0.05	mg/L	0.05	No
5/14/2003	Nitrite	<	0.05	mg/L	0.05	No
9/11/2003	Nitrite	<	0.05	mg/L	0.05	No
11/3/2003	Nitrite	<	0.05	mg/L	0.05	No
3/24/2004	Nitrite	<	0.05	mg/L	0.05	No
6/30/2004	Nitrite	<	0.05	mg/L	0.05	No
7/22/2004	Nitrite	<	0.05	mg/L	0.5	

MY9A Thompson Rd. Steven's Creek

Collect Date	Analyte	Qualifier	Result	A Unit	MDL	Storm
10/6/2004	Nitrite	<	0.05	mg/L	0.05	
1/5/2005	Nitrite	<	0.05	mg/L	0.05	
2/25/2002	Selenium	<	5	ug/L	5	No
5/30/2002	Selenium	<	5	ug/L	5	No
5/30/2002	Selenium	<	5	ug/L	5	No
9/25/2002	Selenium	<	5	ug/L	5	No
11/25/2002	Selenium	<	5	ug/L	5	No
3/10/2003	Selenium	<	5	ug/L	5	No
5/14/2003	Selenium	<	5	ug/L	5	No
9/11/2003	Selenium	<	5	ug/L	5	No
11/3/2003	Selenium	<	5	ug/L	5	No
3/24/2004	Selenium	<	5	ug/L	5	No
6/30/2004	Selenium	<	5	ug/L	5	No
7/22/2004	Selenium	<	5	ug/L	5	
10/6/2004	Selenium	<	5	ug/L	5	
1/5/2005	Selenium	<	5	ug/L	5	
4/6/2005	Selenium	<	5	ug/L	5	
7/11/2005	Selenium	<	5	ug/L	5	
2/25/2002	Silver	<	5	ug/L	5	No
5/30/2002	Silver	<	5	ug/L	5	No
5/30/2002	Silver	<	5	ug/L	5	No
9/25/2002	Silver	<	5	ug/L	5	No
11/25/2002	Silver	<	5	ug/L	5	No
3/10/2003	Silver	<	5	ug/L	5	No
5/14/2003	Silver	<	5	ug/L	5	No
9/11/2003	Silver	<	5	ug/L	5	No
11/3/2003	Silver	<	5	ug/L	5	No
3/24/2004	Silver	<	5	ug/L	5	No
6/30/2004	Silver	<	5	ug/L	5	No
7/22/2004	Silver	<	5	ug/L	5	
10/6/2004	Silver	<	5	ug/L	5	
1/5/2005	Silver	<	5	ug/L	5	
4/6/2005	Silver	<	5	ug/L	5	
7/11/2005	Silver	<	5	ug/L	5	
4/6/2005	Styrene	<	6	ug/L	6	No
5/2/2006	Styrene	<	6	ug/L	6	
4/6/2005	Tetrachloroethene	<	5	ug/L	5	No
5/2/2006	Tetrachloroethene	<	5	ug/L	5	
2/25/2002	Thallium	<	5	ug/L	5	No
5/30/2002	Thallium	<	5	ug/L	5	No
5/30/2002	Thallium	<	5	ug/L	5	No
9/25/2002	Thallium	<	5	ug/L	5	No
11/25/2002	Thallium	<	5	ug/L	5	No
3/10/2003	Thallium	<	5	ug/L	5	No

MY9A Thompson Rd. Steven's Creek

Collect Date	Analyte	Qualifier	Result	A Unit	MDL	Storm
5/14/2003	Thallium	<	5	ug/L	5	No
9/11/2003	Thallium	<	5	ug/L	5	No
11/3/2003	Thallium	<	5	ug/L	5	No
3/24/2004	Thallium	<	5	ug/L	5	No
6/30/2004	Thallium	<	5	ug/L	5	No
7/22/2004	Thallium	<	5	ug/L	5	
10/6/2004	Thallium	<	5	ug/L	5	
1/5/2005	Thallium	<	5	ug/L	5	
4/6/2005	Thallium	<	5	ug/L	5	
7/11/2005	Thallium	<	5	ug/L	5	
4/6/2005	Toluene	<	5	ug/L	5	No
5/2/2006	Toluene	<	5	ug/L	5	
2/25/2002	Total Kjeldahl Nitrogen		0.6	mg/L	0.15	No
5/30/2002	Total Kjeldahl Nitrogen		0.21	mg/L	0.15	No
5/30/2002	Total Kjeldahl Nitrogen		0.66	mg/L	0.15	No
9/25/2002	Total Kjeldahl Nitrogen		0.35	mg/L	0.15	No
11/25/2002	Total Kjeldahl Nitrogen		0.38	mg/L	0.15	No
3/10/2003	Total Kjeldahl Nitrogen		0.4	mg/L	0.15	No
5/14/2003	Total Kjeldahl Nitrogen		0.5	mg/L	0.15	No
9/11/2003	Total Kjeldahl Nitrogen	<	0.28	mg/L	0.15	No
11/3/2003	Total Kjeldahl Nitrogen		0.43	mg/L	0.15	No
3/24/2004	Total Kjeldahl Nitrogen		0.39	mg/L	0.15	No
6/30/2004	Total Kjeldahl Nitrogen		0.62	mg/L	0.15	No
7/22/2004	Total Kjeldahl Nitrogen		0.58	mg/L	0.28	
10/6/2004	Total Kjeldahl Nitrogen		0.78	mg/L	0.28	
1/5/2005	Total Kjeldahl Nitrogen	<	0.28	mg/L	0.28	
4/6/2005	Total Kjeldahl Nitrogen		0.48	mg/L	0.28	
7/11/2005	Total Kjeldahl Nitrogen	<	0.28	mg/L	0.28	
10/4/2005	Total Kjeldahl Nitrogen		0.32	mg/L	0.25	No
1/10/2006	Total Kjeldahl Nitrogen		0.35	mg/L	0.25	
5/2/2006	Total Kjeldahl Nitrogen		0.34	mg/L	0.25	
5/13/2008	Total Kjeldahl Nitrogen		0.3	mg/L	0.25	No
6/10/2008	Total Kjeldahl Nitrogen		0.44	mg/L	0.25	No
7/8/2008	Total Kjeldahl Nitrogen		0.3	mg/L	0.25	No
8/12/2008	Total Kjeldahl Nitrogen		0.53	mg/L	0.25	
2/25/2002	Total Phosphorus		0.08	mg/L	0.05	No
5/30/2002	Total Phosphorus		0.039	mg/L	0.05	No
5/30/2002	Total Phosphorus		0.1	mg/L	0.05	No
9/25/2002	Total Phosphorus		0.021	mg/L	0.05	No
11/25/2002	Total Phosphorus		0.023	mg/L	0.05	No
3/10/2003	Total Phosphorus		0.049	mg/L	0.05	No
5/14/2003	Total Phosphorus		0.035	mg/L	0.05	No
9/11/2003	Total Phosphorus		0.022	mg/L	0.05	No
11/3/2003	Total Phosphorus		0.035	mg/L	0.05	No

MY9A Thompson Rd. Steven's Creek

Collect Date	Analyte	Qualifier	Result	A Unit	MDL	Storm
3/24/2004	Total Phosphorus	<	0.021	mg/L	0.05	No
6/30/2004	Total Phosphorus		0.039	mg/L	0.05	No
7/22/2004	Total Phosphorus		0.034	mg/L	0.021	
10/6/2004	Total Phosphorus		0.06	mg/L	0.021	
1/5/2005	Total Phosphorus		0.023	mg/L	0.021	
4/6/2005	Total Phosphorus		0.03	mg/L	0.021	
7/11/2005	Total Phosphorus		0.043	mg/L	0.021	
10/4/2005	Total Phosphorus		0.016	mg/L	0.01	No
1/10/2006	Total Phosphorus		0.021	mg/L	0.01	
5/2/2006	Total Phosphorus		0.039	mg/L	0.01	
5/13/2008	Total Phosphorus		0.032	mg/L	0.01	No
6/10/2008	Total Phosphorus		0.095	mg/L	0.01	No
7/8/2008	Total Phosphorus		0.046	mg/L	0.025	No
8/12/2008	Total Phosphorus		0.041	mg/L	0.01	
2/25/2002	Total Solids		178	mg/L	1	No
5/30/2002	Total Solids		117	mg/L	1	No
5/30/2002	Total Solids		135	mg/L	1	No
9/25/2002	Total Solids		99	mg/L	1	No
11/25/2002	Total Solids		69	mg/L	1	No
3/10/2003	Total Solids		95	mg/L	1	No
5/14/2003	Total Solids		79	mg/L	1	No
9/11/2003	Total Solids		105	mg/L	1	No
11/3/2003	Total Solids		128	mg/L	1	No
3/24/2004	Total Solids		101	mg/L	1	No
6/30/2004	Total Solids		74	mg/L	1	No
7/22/2004	Total Solids		106	mg/L	38	
10/6/2004	Total Solids		70	mg/L	38	
1/5/2005	Total Solids		112	mg/L	38	
4/6/2005	Total Solids		83	mg/L	38	
7/11/2005	Total Solids		111	mg/L	38	
10/4/2005	Total Solids		106	mg/L	38	No
1/10/2006	Total Solids		112	mg/L	38	
5/2/2006	Total Solids		130	mg/L	38	
2/25/2002	Total Suspended Solids		70	mg/L	1	No
5/30/2002	Total Suspended Solids		10	mg/L	1	No
5/30/2002	Total Suspended Solids		4	mg/L	1	No
9/25/2002	Total Suspended Solids		9	mg/L	1	No
11/25/2002	Total Suspended Solids		5	mg/L	1	No
3/10/2003	Total Suspended Solids		5	mg/L	1	No
5/14/2003	Total Suspended Solids	<	5	mg/L	1	No
9/11/2003	Total Suspended Solids		9	mg/L	1	No
11/3/2003	Total Suspended Solids		19	mg/L	1	No
3/24/2004	Total Suspended Solids	<	5	mg/L	1	No
6/30/2004	Total Suspended Solids		17	mg/L	1	No

MY9A Thompson Rd. Steven's Creek

Collect Date	Analyte	Qualifier	Result	A Unit	MDL	Storm
7/22/2004	Total Suspended Solids	<	5	mg/L	5	
10/6/2004	Total Suspended Solids		12	mg/L	5	
1/5/2005	Total Suspended Solids	<	5	mg/L	5	
4/6/2005	Total Suspended Solids	<	5	mg/L	5	
7/11/2005	Total Suspended Solids	<	5	mg/L	5	
10/4/2005	Total Suspended Solids	<	5	mg/L	5	No
1/10/2006	Total Suspended Solids	<	2.5	mg/L	2.5	
5/2/2006	Total Suspended Solids		16	mg/L	2	
4/6/2005	Total Xylenes	<	17	ug/L	17	No
5/2/2006	Total Xylenes	<	17	ug/L	17	
4/6/2005	Trans-1,2-dichloroethene	<	5	ug/L	5	No
5/2/2006	Trans-1,2-dichloroethene	<	5	ug/L	5	
4/6/2005	Trans-1,3-dichloropropene	<	5	ug/L	5	No
5/2/2006	Trans-1,3-dichloropropene	<	5	ug/L	5	
4/6/2005	Trans-1,4-dichloro-2-butene	<	6	ug/L	6	No
5/2/2006	Trans-1,4-dichloro-2-butene	<	6	ug/L	6	
4/6/2005	Trichloroethene	<	5	ug/L	5	No
5/2/2006	Trichloroethene	<	5	ug/L	5	
4/6/2005	Trichlorofluoromethane	<	10	ug/L	10	No
5/2/2006	Trichlorofluoromethane	<	10	ug/L	10	
2/25/2002	Turbidity		97	NTU	1	No
5/30/2002	Turbidity		13	NTU	1	No
5/30/2002	Turbidity		9	NTU	1	No
9/25/2002	Turbidity		6	NTU	1	No
11/25/2002	Turbidity		8	NTU	1	No
3/10/2003	Turbidity		31	NTU	1	No
5/14/2003	Turbidity		12	NTU	1	No
9/11/2003	Turbidity		5	NTU	1	No
11/3/2003	Turbidity		3	NTU	1	No
3/24/2004	Turbidity		5	NTU	1	No
6/30/2004	Turbidity		12	NTU	1	No
7/22/2004	Turbidity		5	NTU	0.5	
10/6/2004	Turbidity		14	NTU	0.5	
1/5/2005	Turbidity		5	NTU	0.5	
4/6/2005	Turbidity		11	NTU	0.5	
7/11/2005	Turbidity		7.2	NTU	0.5	
10/4/2005	Turbidity		2.1	NTU	0.5	No
1/10/2006	Turbidity		8.9	NTU	0.5	
5/2/2006	Turbidity		16	NTU	0.5	
4/6/2005	Vinyl Acetate	<	5	ug/L	5	No
5/2/2006	Vinyl Acetate	<	5	ug/L	5	
4/6/2005	Vinyl Chloride	<	10	ug/L	10	No
5/2/2006	Vinyl Chloride	<	10	ug/L	10	
2/25/2002	Zinc		0.03	ug/L	0.01	No

MY9A Thompson Rd. Steven's Creek

Collect Date	Analyte	Qualifier	Result	A Unit	MDL	Storm
5/30/2002	Zinc	<	0.01	ug/L	0.01	No
5/30/2002	Zinc	<	0.01	ug/L	0.01	No
9/25/2002	Zinc	<	0.01	ug/L	0.01	No
11/25/2002	Zinc	<	0.01	ug/L	0.01	No
3/10/2003	Zinc	<	0.017	ug/L	0.01	No
5/14/2003	Zinc	<	17	ug/L	0.01	No
9/11/2003	Zinc	<	17	ug/L	0.01	No
11/3/2003	Zinc		24	ug/L	0.01	No
3/24/2004	Zinc	<	17	ug/L	0.01	No
6/30/2004	Zinc	<	17	ug/L	0.01	No
7/22/2004	Zinc	<	17	ug/L	17	
10/6/2004	Zinc	<	10	ug/L	10	
1/5/2005	Zinc	<	10	ug/L	10	
4/6/2005	Zinc	<	10	ug/L	10	
7/11/2005	Zinc	<	10	ug/L	10	

MY9C Upstream I485 Goose Creek

Collect Date	Analyte	Qualifier	Result	A Unit	MDL	Storm
6/20/2002	Alkalinity		53	mg/L	1	Unknown
6/20/2002	Ammonia-Nitrogen	<	0.04	mg/L	0.04	Unknown
6/20/2002	Antimony	<	5	ug/L	5	Unknown
6/20/2002	Arsenic	<	5	ug/L	5	Unknown
6/20/2002	Barium	<	100	ug/L	100	Unknown
6/20/2002	Beryllium	<	25	ug/L	25	Unknown
6/20/2002	Biochemical Oxygen Demand	<	2	mg/L	0.1	Unknown
6/20/2002	Cadmium	<	2	ug/L	2	Unknown
6/20/2002	Chemical Oxygen Demand		5.7	mg/L	5.0	Unknown
6/20/2002	Chromium	<	5	ug/L	5	Unknown
6/20/2002	Copper	<	0.05	ug/L	0.05	Unknown
6/20/2002	Fecal Coliform		310	CFU/100 ml	1	Unknown
9/30/2010	Fecal Coliform		2300	CFU/100 ml	10	
10/6/2010	Fecal Coliform		110	CFU/100 ml	10	
10/14/2010	Fecal Coliform		230	CFU/100 ml	10	
10/21/2010	Fecal Coliform		140	CFU/100 ml	10	
10/28/2010	Fecal Coliform		130	CFU/100 ml	10	
12/2/2010	Fecal Coliform		460	CFU/100 ml	10	
12/9/2010	Fecal Coliform		54	CFU/100 ml	10	
12/16/2010	Fecal Coliform		110	CFU/100 ml	10	
12/23/2010	Fecal Coliform	<	10	CFU/100 ml	10	
12/28/2010	Fecal Coliform	<	10	CFU/100 ml	10	
6/20/2002	Iron		0.46	ug/L	0.05	Unknown
6/20/2002	Lead	<	5	ug/L	5	Unknown
6/20/2002	Manganese		0.04	ug/L	0.02	Unknown
6/20/2002	Mercury	<	0.2	ug/L	0.2	Unknown
6/20/2002	Nickel	<	10	ug/L	10	Unknown
6/20/2002	Nitrate		0.33	mg/L	0.05	Unknown
6/20/2002	Nitrite	<	0.05	mg/L	0.05	Unknown
6/20/2002	Selenium	<	5	ug/L	5	Unknown
6/20/2002	Silver	<	5	ug/L	5	Unknown
6/20/2002	Thallium	<	5	ug/L	5	Unknown
6/20/2002	Total Kjeldahl Nitrogen		0.44	mg/L	0.15	Unknown
6/20/2002	Total Phosphorus		0.034	mg/L	0.05	Unknown
6/20/2002	Total Solids		104	mg/L	1	Unknown
6/20/2002	Total Suspended Solids		1	mg/L	1	Unknown
6/20/2002	Turbidity		5	NTU	1	Unknown
6/20/2002	Zinc	<	0.01	ug/L	0.01	Unknown

Site	Description	Creek	Latitude	Longitude	
MY9E		Goose Creek	35.14386	-80.64907	No Data

MY9G Goose Creek

Collect Date	Analyte	Qualifier	Result	A Unit	MDL	Storm
9/30/2010	Fecal Coliform		1800	CFU/100 ml	10	
10/6/2010	Fecal Coliform		72	CFU/100 ml	10	
10/14/2010	Fecal Coliform		260	CFU/100 ml	10	
10/21/2010	Fecal Coliform		200	CFU/100 ml	10	
10/28/2010	Fecal Coliform		180	CFU/100 ml	10	
12/2/2010	Fecal Coliform		410	CFU/100 ml	10	
12/9/2010	Fecal Coliform		54	CFU/100 ml	10	
12/16/2010	Fecal Coliform		130	CFU/100 ml	10	
12/23/2010	Fecal Coliform		45	CFU/100 ml	10	
12/28/2010	Fecal Coliform		81	CFU/100 ml	10	

MY9 Stevens Mill Rd. Goose Creek

Collect Date	Analyte	Qualifier	Result	A Unit	MDL	Storm
8/19/2009	Ammonia-Nitrogen	<	0.1	mg/L	0.1	Yes
8/19/2009	Ammonia-Nitrogen	<	0.1	mg/L	0.1	Yes
9/16/2009	Ammonia-Nitrogen	<	0.1	mg/L	0.1	No
10/21/2009	Ammonia-Nitrogen	<	0.1	mg/L	0.1	No
11/18/2009	Ammonia-Nitrogen	<	0.1	mg/L	0.1	Yes
7/12/2006	Ammonia-Nitrogen	<	0.1	mg/L	0.1	No
8/9/2006	Ammonia-Nitrogen	<	0.1	mg/L	0.1	Yes
9/18/2006	Ammonia-Nitrogen	<	0.1	mg/L	0.1	
10/3/2006	Ammonia-Nitrogen	<	0.1	mg/L	0.1	
11/8/2006	Ammonia-Nitrogen	<	0.1	mg/L	0.1	Yes
12/13/2006	Ammonia-Nitrogen	<	0.1	mg/L	0.1	No
1/29/2007	Ammonia-Nitrogen	<	0.1	mg/L	0.1	No
2/14/2007	Ammonia-Nitrogen	<	0.1	mg/L	0.1	
3/14/2007	Ammonia-Nitrogen	<	0.1	mg/L	0.1	
4/10/2007	Ammonia-Nitrogen	<	0.1	mg/L	0.1	
5/9/2007	Ammonia-Nitrogen		0.12	mg/L	0.1	
6/13/2007	Ammonia-Nitrogen		0.13	mg/L	0.1	
7/18/2007	Ammonia-Nitrogen	<	0.1	mg/L	0.1	
8/8/2007	Ammonia-Nitrogen	<	0.1	mg/L	0.1	
9/19/2007	Ammonia-Nitrogen	<	0.1	mg/L	0.1	
10/17/2007	Ammonia-Nitrogen	<	0.1	mg/L	0.1	
11/14/2007	Ammonia-Nitrogen	<	0.1	mg/L	0.1	
12/19/2007	Ammonia-Nitrogen	<	0.1	mg/L	0.1	
1/16/2008	Ammonia-Nitrogen	<	0.1	mg/L	0.1	
2/20/2008	Ammonia-Nitrogen	<	0.1	mg/L	0.1	
3/12/2008	Ammonia-Nitrogen		0.11	mg/L	0.1	No
4/16/2008	Ammonia-Nitrogen	<	0.1	mg/L	0.1	
5/13/2008	Ammonia-Nitrogen	<	0.1	mg/L	0.1	No
5/22/2008	Ammonia-Nitrogen	<	0.1	mg/L	0.1	
6/10/2008	Ammonia-Nitrogen	<	0.1	mg/L	0.1	No
6/18/2008	Ammonia-Nitrogen	<	0.1	mg/L	0.1	
7/8/2008	Ammonia-Nitrogen	<	0.1	mg/L	0.1	No
7/16/2008	Ammonia-Nitrogen	<	0.1	mg/L	0.1	Yes
8/12/2008	Ammonia-Nitrogen	<	0.1	mg/L	0.1	
8/20/2008	Ammonia-Nitrogen	<	0.1	mg/L	0.1	Yes
10/15/2008	Ammonia-Nitrogen	<	0.1	mg/L	0.1	No
10/15/2008	Ammonia-Nitrogen	<	0.1	mg/L	0.1	No
11/19/2008	Ammonia-Nitrogen	<	0.1	mg/L	0.1	No
12/16/2008	Ammonia-Nitrogen		0.1	mg/L	0.1	Yes
1/22/2009	Ammonia-Nitrogen	<	0.1	mg/L	0.1	Yes
2/18/2009	Ammonia-Nitrogen		0.11	mg/L	0.1	Yes
3/19/2009	Ammonia-Nitrogen	<	0.1	mg/L	0.1	Yes
5/20/2009	Ammonia-Nitrogen	<	0.1	mg/L	0.1	No
6/17/2009	Ammonia-Nitrogen		0.21	mg/L	0.1	Yes
7/15/2009	Ammonia-Nitrogen	<	0.1	mg/L	0.1	No

MY9 Stevens Mill Rd. Goose Creek

Collect Date	Analyte	Qualifier	Result	A Unit	MDL	Storm
12/15/2009	Ammonia-Nitrogen	<	0.1	mg/L	0.1	Yes
1/20/2010	Ammonia-Nitrogen	<	0.1	mg/L	0.1	Yes
2/17/2010	Ammonia-Nitrogen	<	0.1	mg/L	0.1	Yes
3/17/2010	Ammonia-Nitrogen	<	0.1	mg/L	0.1	No
4/21/2010	Ammonia-Nitrogen	<	0.1	mg/L	0.10	Yes
5/19/2010	Ammonia-Nitrogen	<	0.1	mg/L	0.10	Yes
6/16/2010	Ammonia-Nitrogen	<	0.1	mg/L	0.10	Yes
7/21/2010	Ammonia-Nitrogen	<	0.1	mg/L	0.10	Yes
8/18/2010	Ammonia-Nitrogen	<	0.1	mg/L	0.10	Yes
8/18/2010	Ammonia-Nitrogen	<	0.1	mg/L	0.10	Yes
9/15/2010	Ammonia-Nitrogen	<	0.1	mg/L	0.10	No
10/20/2010	Ammonia-Nitrogen	<	0.1	mg/L	0.10	Yes
11/17/2010	Ammonia-Nitrogen	<	0.1	mg/L	0.10	Yes
12/15/2010	Ammonia-Nitrogen	<	0.1	mg/L	0.10	No
1/19/2011	Ammonia-Nitrogen	<	0.1	mg/L	0.10	Yes
2/16/2011	Ammonia-Nitrogen	<	0.1	mg/L	0.10	No
3/16/2011	Ammonia-Nitrogen	<	0.1	mg/L	0.10	Yes
4/20/2011	Ammonia-Nitrogen		0.21	mg/L	0.10	No
5/18/2011	Ammonia-Nitrogen		0.18	mg/L	0.10	Yes
7/12/2006	Biochemical Oxygen Demand	<	2	mg/L	2	No
8/9/2006	Biochemical Oxygen Demand	<	2	mg/L	2	Yes
9/18/2006	Biochemical Oxygen Demand	<	2	mg/L	2	
10/3/2006	Biochemical Oxygen Demand	<	2	mg/L	2	
11/8/2006	Biochemical Oxygen Demand		4.7	mg/L	2	Yes
12/13/2006	Biochemical Oxygen Demand	<	2	mg/L	2	No
1/29/2007	Biochemical Oxygen Demand	<	2	mg/L	2	No
2/14/2007	Biochemical Oxygen Demand		2.1	mg/L	2	
3/14/2007	Biochemical Oxygen Demand	<	2	mg/L	2	
4/10/2007	Biochemical Oxygen Demand	<	2	mg/L	2	
5/9/2007	Biochemical Oxygen Demand	<	2	mg/L	2	
6/13/2007	Biochemical Oxygen Demand	<	2	mg/L	2	
8/19/2009	Chromium	<	5	ug/L	5	Yes
8/19/2009	Chromium	<	5	ug/L	5	Yes
9/16/2009	Chromium	<	5	ug/L	5	No
10/21/2009	Chromium	<	5	ug/L	5	No
11/18/2009	Chromium	<	5	ug/L	5	Yes
12/15/2009	Chromium	<	5	ug/L	5	Yes
7/12/2006	Chromium	<	5	ug/L	5	No
8/9/2006	Chromium	<	5	ug/L	5	Yes
9/18/2006	Chromium	<	5	ug/L	5	
10/3/2006	Chromium	<	5	ug/L	5	
11/8/2006	Chromium	<	5	ug/L	5	Yes
12/13/2006	Chromium	<	5	ug/L	5	No
1/29/2007	Chromium	<	5	ug/L	5	No
2/14/2007	Chromium	<	5	ug/L	5	

MY9 Stevens Mill Rd. Goose Creek

Collect Date	Analyte	Qualifier	Result	A Unit	MDL	Storm
3/14/2007	Chromium	<	5	ug/L	5	
4/10/2007	Chromium	<	5	ug/L	5	
5/9/2007	Chromium	<	5	ug/L	5	
6/13/2007	Chromium	<	5	ug/L	5	
7/18/2007	Chromium	<	5	ug/L	5	
8/8/2007	Chromium	<	5	ug/L	5	
9/19/2007	Chromium	<	5	ug/L	5	
10/17/2007	Chromium	<	5	ug/L	5	
11/14/2007	Chromium	<	5	ug/L	5	
12/19/2007	Chromium	<	5	ug/L	5	
1/16/2008	Chromium	<	5	ug/L	5	
2/20/2008	Chromium	<	5	ug/L	5	
3/12/2008	Chromium	<	5	ug/L	5	No
4/16/2008	Chromium	<	5	ug/L	5	
5/22/2008	Chromium	<	5	ug/L	5	
6/18/2008	Chromium	<	5	ug/L	5	
7/16/2008	Chromium	<	5	ug/L	5	Yes
8/20/2008	Chromium	<	5	ug/L	5	Yes
9/17/2008	Chromium	<	5	ug/L	5	Yes
10/15/2008	Chromium	<	5	ug/L	5	No
10/15/2008	Chromium	<	5	ug/L	5	No
11/19/2008	Chromium	<	5	ug/L	5	No
12/16/2008	Chromium	<	5	ug/L	5	Yes
1/22/2009	Chromium	<	5	ug/L	5	Yes
2/18/2009	Chromium	<	5	ug/L	5	Yes
3/19/2009	Chromium	<	5	ug/L	5	Yes
4/15/2009	Chromium	<	5	ug/L	5	Yes
5/20/2009	Chromium	<	5	ug/L	5	No
6/17/2009	Chromium	<	5	ug/L	5	Yes
7/15/2009	Chromium	<	5	ug/L	5	No
1/20/2010	Chromium	<	5	ug/L	5	Yes
2/17/2010	Chromium	<	5	ug/L	5	Yes
3/17/2010	Chromium	<	5	ug/L	5.0	No
4/21/2010	Chromium	<	5	ug/L	5.0	Yes
5/19/2010	Chromium	<	5	ug/L	5.0	Yes
6/16/2010	Chromium	<	5	ug/L	5.0	Yes
7/21/2010	Chromium	<	5	ug/L	5.0	Yes
8/18/2010	Chromium	<	5	ug/L	5.0	Yes
8/18/2010	Chromium	<	5	ug/L	5.0	Yes
9/15/2010	Chromium	<	5	ug/L	5.0	No
10/20/2010	Chromium	<	5	ug/L	5.0	Yes
11/17/2010	Chromium	<	5	ug/L	5.0	Yes
12/15/2010	Chromium	<	5	ug/L	5.0	No
1/19/2011	Chromium	<	5	ug/L	5.0	Yes
2/16/2011	Chromium	<	5	ug/L	5.0	No

MY9 Stevens Mill Rd. Goose Creek

Collect Date	Analyte	Qualifier	Result	A Unit	MDL	Storm
3/16/2011	Chromium	<	5	ug/L	5.0	Yes
4/20/2011	Chromium	<	5	ug/L	5.0	No
5/18/2011	Chromium	<	5	ug/L	5.0	Yes
8/19/2009	Copper		2.1	ug/L	2	Yes
8/19/2009	Copper		2.6	ug/L	2	Yes
9/16/2009	Copper		2.8	ug/L	2	No
10/21/2009	Copper		2.2	ug/L	2	No
11/18/2009	Copper	<	2	ug/L	2	Yes
12/15/2009	Copper		2.5	ug/L	2	Yes
7/12/2006	Copper		3.7	ug/L	2	No
8/9/2006	Copper		4.2	ug/L	2	Yes
9/18/2006	Copper		2	ug/L	2	
10/3/2006	Copper		3.1	ug/L	2	
11/8/2006	Copper		5.5	ug/L	2	Yes
12/13/2006	Copper	<	2	ug/L	2	No
1/29/2007	Copper	<	2	ug/L	2	No
2/14/2007	Copper		4.8	ug/L	2	
3/14/2007	Copper	<	2	ug/L	2	
4/10/2007	Copper		2.3	ug/L	2	
5/9/2007	Copper		2.6	ug/L	2	
6/13/2007	Copper	<	2	ug/L	2	
7/18/2007	Copper	<	2	ug/L	2	
8/8/2007	Copper		3.3	ug/L	2	
9/19/2007	Copper		4	ug/L	2	
10/17/2007	Copper		4.2	ug/L	2	
11/14/2007	Copper		3.6	ug/L	2	
12/19/2007	Copper		2.4	ug/L	2	
1/16/2008	Copper		2.2	ug/L	2	
2/20/2008	Copper		2.7	ug/L	2	
3/12/2008	Copper		2.8	ug/L	2	No
4/16/2008	Copper	<	2	ug/L	2	
5/22/2008	Copper	<	2	ug/L	2	
6/18/2008	Copper		2.2	ug/L	2	
7/8/2008	Copper		2.8	ug/L	2	No
7/16/2008	Copper		2.3	ug/L	2	Yes
8/12/2008	Copper	<	2	ug/L	2	
8/20/2008	Copper		2.4	ug/L	2	Yes
9/17/2008	Copper		3.7	ug/L	2	Yes
10/15/2008	Copper		2	ug/L	2	No
10/15/2008	Copper	<	2	ug/L	2	No
11/19/2008	Copper	<	2	ug/L	2	No
12/16/2008	Copper		2.1	ug/L	2	Yes
1/22/2009	Copper		3.1	ug/L	2	Yes
2/18/2009	Copper		4	ug/L	2	Yes
3/19/2009	Copper		2.2	ug/L	2	Yes

MY9 Stevens Mill Rd. Goose Creek

Collect Date	Analyte	Qualifier	Result	A Unit	MDL	Storm
4/15/2009	Copper	<	2	ug/L	2	Yes
5/20/2009	Copper	<	2	ug/L	2	No
6/17/2009	Copper		5.6	ug/L	2	Yes
7/15/2009	Copper		2.4	ug/L	2	No
1/20/2010	Copper		2.8	ug/L	2	Yes
2/17/2010	Copper	<	2	ug/L	2	Yes
3/17/2010	Copper	<	2	ug/L	2.0	No
4/21/2010	Copper	<	2	ug/L	2.0	Yes
5/19/2010	Copper	<	2	ug/L	2.0	Yes
6/16/2010	Copper		4.5	ug/L	2.0	Yes
7/21/2010	Copper		3.4	ug/L	2.0	Yes
8/18/2010	Copper		3.2	ug/L	2.0	Yes
8/18/2010	Copper		3.2	ug/L	2.0	Yes
9/15/2010	Copper	<	2	ug/L	2.0	No
10/20/2010	Copper	<	2	ug/L	2.0	Yes
11/17/2010	Copper	<	2	ug/L	2.0	Yes
12/15/2010	Copper		2.4	ug/L	2.0	No
1/19/2011	Copper	<	2	ug/L	2.0	Yes
2/16/2011	Copper	<	2	ug/L	2.0	No
3/16/2011	Copper	<	2	ug/L	2.0	Yes
4/20/2011	Copper		2.7	ug/L	2.0	No
5/18/2011	Copper		7.6	ug/L	2.0	Yes
8/19/2009	E. Coli		290	MPN /100 ml	4	Yes
8/19/2009	E. Coli		210	MPN /100 ml	4	Yes
9/16/2009	E. Coli		550	MPN /100 ml	1	No
10/21/2009	E. Coli		870	MPN /100 ml	1	No
11/18/2009	E. Coli		310	MPN /100 ml	100	Yes
12/15/2009	E. Coli		370	MPN /100 ml	4	Yes
7/12/2006	E. Coli		550	MPN /100 ml	1	No
8/9/2006	E. Coli		650	MPN /100 ml	1	Yes
9/18/2006	E. Coli		900	MPN /100 ml	1	
10/3/2006	E. Coli		870	MPN /100 ml	1	
11/8/2006	E. Coli	>	2400	MPN /100 ml	1	Yes
12/13/2006	E. Coli		1200	MPN /100 ml	1	No
1/29/2007	E. Coli		460	MPN /100 ml	1	No
2/14/2007	E. Coli		1700	MPN /100 ml	1	
3/14/2007	E. Coli		870	MPN /100 ml	1	
4/10/2007	E. Coli		300	MPN /100 ml	1	
5/9/2007	E. Coli		490	MPN /100 ml	1	
6/13/2007	E. Coli		1400	MPN /100 ml	1	
7/9/2007	E. Coli		650	MPN /100 ml	1	
7/11/2007	E. Coli		740	MPN /100 ml	1	
7/16/2007	E. Coli		920	MPN /100 ml	1	
7/18/2007	E. Coli		690	MPN /100 ml	1	
7/18/2007	E. Coli		610	MPN /100 ml	1	

MY9 Stevens Mill Rd. Goose Creek

Collect Date	Analyte	Qualifier	Result	A Unit	MDL	Storm
7/23/2007	E. Coli		280	MPN /100 ml	1	
7/30/2007	E. Coli		410	MPN /100 ml	1	
8/6/2007	E. Coli		240	MPN /100 ml	1	
8/8/2007	E. Coli		210	MPN /100 ml	1	
8/8/2007	E. Coli		460	MPN /100 ml	1	
8/13/2007	E. Coli		1700	MPN /100 ml	1	
8/20/2007	E. Coli		110	MPN /100 ml	1	
8/27/2007	E. Coli		96	MPN /100 ml	2	
9/4/2007	E. Coli		2400	MPN /100 ml	1	
9/10/2007	E. Coli		310	MPN /100 ml	1	
9/17/2007	E. Coli		91	MPN /100 ml	1	
9/19/2007	E. Coli		170	MPN /100 ml	1	
9/19/2007	E. Coli		150	MPN /100 ml	1	
9/24/2007	E. Coli		160	MPN /100 ml	1	
10/1/2007	E. Coli		690	MPN /100 ml	1	
10/8/2007	E. Coli		280	MPN /100 ml	1	
10/17/2007	E. Coli		520	MPN /100 ml	1	
10/17/2007	E. Coli		1200	MPN /100 ml	1	
10/22/2007	E. Coli		770	MPN /100 ml	1	
10/29/2007	E. Coli		480	MPN /100 ml	1	
11/5/2007	E. Coli		540	MPN /100 ml	1	
11/12/2007	E. Coli		1400	MPN /100 ml	1	
11/14/2007	E. Coli		730	MPN /100 ml	1	
11/14/2007	E. Coli	>	2400	MPN /100 ml	1	
11/19/2007	E. Coli		920	MPN /100 ml	1	
11/26/2007	E. Coli		320	MPN /100 ml	1	
12/3/2007	E. Coli		610	MPN /100 ml	1	
12/10/2007	E. Coli		1100	MPN /100 ml	1	
12/17/2007	E. Coli	>	2400	MPN /100 ml	1	
12/19/2007	E. Coli		1800	MPN /100 ml	1	
12/19/2007	E. Coli		1400	MPN /100 ml	1	
12/26/2007	E. Coli		7900	MPN /100 ml	4	
1/2/2008	E. Coli		410	MPN /100 ml	1	
1/7/2008	E. Coli		550	MPN /100 ml	1	
1/14/2008	E. Coli		390	MPN /100 ml	1	
1/16/2008	E. Coli		300	MPN /100 ml	1	
1/16/2008	E. Coli		290	MPN /100 ml	1	
1/22/2008	E. Coli		120	MPN /100 ml	1	
1/28/2008	E. Coli		140	MPN /100 ml	1	
2/4/2008	E. Coli		230	MPN /100 ml	1	
2/11/2008	E. Coli		180	MPN /100 ml	1	
2/18/2008	E. Coli		3100	MPN /100 ml	4	
2/20/2008	E. Coli		360	MPN /100 ml	1	
2/20/2008	E. Coli		390	MPN /100 ml	1	
2/25/2008	E. Coli		84	MPN /100 ml	1	

MY9 Stevens Mill Rd. Goose Creek

Collect Date	Analyte	Qualifier	Result	A Unit	MDL	Storm
3/3/2008	E. Coli		170	MPN /100 ml	1	
3/10/2008	E. Coli		280	MPN /100 ml	1	
3/12/2008	E. Coli		230	MPN /100 ml	1	No
3/12/2008	E. Coli		320	MPN /100 ml	1	
4/1/2008	E. Coli		290	MPN /100 ml	1	
4/7/2008	E. Coli		140	MPN /100 ml	1	
4/14/2008	E. Coli		230	MPN /100 ml	1	
4/16/2008	E. Coli		650	MPN /100 ml	1	
4/16/2008	E. Coli		440	MPN /100 ml	1	
4/21/2008	E. Coli		380	MPN /100 ml	1	
4/28/2008	E. Coli	>	12000	MPN /100 ml	5	
5/5/2008	E. Coli		460	MPN /100 ml	1	
5/8/2008	E. Coli		300	MPN /100 ml	1	
5/12/2008	E. Coli		420	MPN /100 ml	1	
5/13/2008	E. Coli		110	MPN /100 ml	1	No
5/15/2008	E. Coli		190	MPN /100 ml	1	No
5/22/2008	E. Coli		160	MPN /100 ml	1	
5/22/2008	E. Coli		180	MPN /100 ml	1	No
5/29/2008	E. Coli		670	MPN /100 ml	4	Yes
6/5/2008	E. Coli		370	MPN /100 ml	1	No
6/10/2008	E. Coli		1300	MPN /100 ml	1	No
6/12/2008	E. Coli	>	2400	MPN /100 ml	1	Yes
6/18/2008	E. Coli		390	MPN /100 ml	1	
6/19/2008	E. Coli		2400	MPN /100 ml	1	No
6/26/2008	E. Coli		230	MPN /100 ml	1	No
7/2/2008	E. Coli		280	MPN /100 ml	1	Yes
7/8/2008	E. Coli		390	MPN /100 ml	1	No
7/10/2008	E. Coli		220	MPN /100 ml	4	Yes
7/16/2008	E. Coli		460	MPN /100 ml	1	Yes
7/17/2008	E. Coli		300	MPN /100 ml	1	No
7/31/2008	E. Coli		210	MPN /100 ml	1	
8/7/2008	E. Coli	>	2400	MPN /100 ml	1	
8/12/2008	E. Coli		1400	MPN /100 ml	1	
8/14/2008	E. Coli		690	MPN /100 ml	1	
8/20/2008	E. Coli		330	MPN /100 ml	1	Yes
8/28/2008	E. Coli		990	MPN /100 ml	10	
9/4/2008	E. Coli		1000	MPN /100 ml	1	
9/17/2008	E. Coli		830	MPN /100 ml	4	Yes
9/22/2008	E. Coli		1100	MPN /100 ml	1	No
9/29/2008	E. Coli		220	MPN /100 ml	1	Yes
10/6/2008	E. Coli		310	MPN /100 ml	1	No
10/13/2008	E. Coli		460	MPN /100 ml	1	No
10/15/2008	E. Coli		520	MPN /100 ml	1	No
10/20/2008	E. Coli		210	MPN /100 ml	1	Yes
10/27/2008	E. Coli		280	MPN /100 ml	1	

MY9 Stevens Mill Rd. Goose Creek

Collect Date	Analyte	Qualifier	Result	A Unit	MDL	Storm
11/3/2008	E. Coli		260	MPN /100 ml	1	No
11/10/2008	E. Coli		110	MPN /100 ml	1	Yes
11/17/2008	E. Coli		140	MPN /100 ml	1	Yes
11/19/2008	E. Coli		390	MPN /100 ml	1	No
11/24/2008	E. Coli		160	MPN /100 ml	1	No
12/1/2008	E. Coli		1000	MPN /100 ml	1	Yes
12/8/2008	E. Coli		390	MPN /100 ml	1	No
12/15/2008	E. Coli		980	MPN /100 ml	4	Yes
12/16/2008	E. Coli		370	MPN /100 ml	1	Yes
12/22/2008	E. Coli		1900	MPN /100 ml	5	Yes
12/29/2008	E. Coli		80	MPN /100 ml	5	Yes
1/5/2009	E. Coli		6900	MPN /100 ml	4	Yes
1/12/2009	E. Coli		300	MPN /100 ml	2	Yes
1/22/2009	E. Coli		490	MPN /100 ml	1	Yes
1/26/2009	E. Coli		360	MPN /100 ml	1	No
1/30/2009	E. Coli		460	MPN /100 ml	1	Yes
2/2/2009	E. Coli		650	MPN /100 ml	1	No
2/9/2009	E. Coli		140	MPN /100 ml	1	No
2/16/2009	E. Coli		610	MPN /100 ml	1	Yes
2/18/2009	E. Coli		1600	MPN /100 ml	10	Yes
2/23/2009	E. Coli		610	MPN /100 ml	1	No
3/3/2009	E. Coli		1700	MPN /100 ml	10	Yes
3/9/2009	E. Coli		520	MPN /100 ml	1	No
3/16/2009	E. Coli		770	MPN /100 ml	10	Yes
3/19/2009	E. Coli		180	MPN /100 ml	1	Yes
3/23/2009	E. Coli		250	MPN /100 ml	1	No
3/30/2009	E. Coli		790	MPN /100 ml	10	Yes
4/6/2009	E. Coli		160	MPN /100 ml	1	No
4/13/2009	E. Coli		340	MPN /100 ml	1	Yes
4/15/2009	E. Coli		450	MPN /100 ml	4	Yes
4/20/2009	E. Coli		6900	MPN /100 ml	10	Yes
4/27/2009	E. Coli		610	MPN /100 ml	1	No
5/4/2009	E. Coli		21	MPN /100 ml	4	Yes
5/11/2009	E. Coli		1900	MPN /100 ml	10	Yes
5/18/2009	E. Coli		670	MPN /100 ml	10	Yes
5/20/2009	E. Coli		370	MPN /100 ml	1	No
5/26/2009	E. Coli		1300	MPN /100 ml	10	Yes
6/1/2009	E. Coli		410	MPN /100 ml	1	No
6/8/2009	E. Coli		460	MPN /100 ml	1	Yes
6/15/2009	E. Coli		290	MPN /100 ml	1	Yes
6/17/2009	E. Coli		2000	MPN /100 ml	10	Yes
6/22/2009	E. Coli		1600	MPN /100 ml	1	No
6/29/2009	E. Coli		390	MPN /100 ml	1	No
7/15/2009	E. Coli		710	MPN /100 ml	4	No
1/20/2010	E. Coli		580	MPN /100 ml	1	Yes

MY9 Stevens Mill Rd. Goose Creek

Collect Date	Analyte	Qualifier	Result	A Unit	MDL	Storm
2/17/2010	E. Coli		210	MPN /100 ml	4	Yes
3/17/2010	E. Coli		260	MPN /100 ml	1	No
4/21/2010	E. Coli		330	MPN /100 ml	10	Yes
5/19/2010	E. Coli		630	MPN /100 ml	100	Yes
6/16/2010	E. Coli		560	MPN /100 ml	10	Yes
7/21/2010	E. Coli		720	MPN /100 ml	4	Yes
8/18/2010	E. Coli		120	MPN /100 ml	4	Yes
8/18/2010	E. Coli		140	MPN /100 ml	4	Yes
9/15/2010	E. Coli		730	MPN /100 ml	1	No
10/20/2010	E. Coli		1300	MPN /100 ml	10	Yes
11/17/2010	E. Coli		910	MPN /100 ml	10	Yes
12/15/2010	E. Coli		150	MPN /100 ml	1	No
1/19/2011	E. Coli		440	MPN /100 ml	10	Yes
2/16/2011	E. Coli		310	MPN /100 ml	1	No
3/16/2011	E. Coli		380	MPN /100 ml	10	Yes
4/20/2011	E. Coli		410	MPN /100 ml	1	No
5/18/2011	E. Coli		410	MPN /100 ml	100	Yes
8/19/2009	Enterococcus		1000	MPN /100 ml	4	Yes
8/19/2009	Enterococcus		950	MPN /100 ml	4	Yes
9/16/2009	Enterococcus		2400	MPN /100 ml	1	No
10/21/2009	Enterococcus	>	2400	MPN /100 ml	1	No
11/18/2009	Enterococcus		310	MPN /100 ml	100	Yes
1/22/2009	Enterococcus		70	MPN /100 ml	1	Yes
2/18/2009	Enterococcus	>	2400	MPN /100 ml	1	Yes
3/19/2009	Enterococcus		44	MPN /100 ml	1	Yes
4/15/2009	Enterococcus		140	MPN /100 ml	4	Yes
5/20/2009	Enterococcus		2000	MPN /100 ml	1	No
6/17/2009	Enterococcus	>	24000	MPN /100 ml	10	Yes
7/15/2009	Enterococcus		350	MPN /100 ml	4	No
12/15/2009	Enterococcus		75	MPN /100 ml	4	Yes
1/20/2010	Enterococcus		580	MPN /100 ml	1	Yes
2/17/2010	Enterococcus		240	MPN /100 ml	4	Yes
3/17/2010	Enterococcus		460	MPN /100 ml	1	No
4/21/2010	Enterococcus		260	MPN /100 ml	10	Yes
5/19/2010	Enterococcus		520	MPN /100 ml	100	Yes
6/16/2010	Enterococcus		840	MPN /100 ml	10	Yes
7/21/2010	Enterococcus		1700	MPN /100 ml	4	Yes
8/18/2010	Enterococcus		1100	MPN /100 ml	4	Yes
8/18/2010	Enterococcus		630	MPN /100 ml	4	Yes
9/15/2010	Enterococcus		2400	MPN /100 ml	1	No
10/20/2010	Enterococcus		2400	MPN /100 ml	10	Yes
11/17/2010	Enterococcus		860	MPN /100 ml	10	Yes
12/15/2010	Enterococcus		130	MPN /100 ml	1	No
1/19/2011	Enterococcus		110	MPN /100 ml	10	Yes
2/16/2011	Enterococcus		310	MPN /100 ml	1	No

MY9 Stevens Mill Rd. Goose Creek

Collect Date	Analyte	Qualifier	Result	A Unit	MDL	Storm
3/16/2011	Enterococcus		230	MPN /100 ml	10	Yes
4/20/2011	Enterococcus		1300	MPN /100 ml	1	No
5/18/2011	Enterococcus		1200	MPN /100 ml	100	Yes
8/19/2009	Fecal Coliform		330	CFU/100 ml	10	Yes
8/19/2009	Fecal Coliform		410	CFU/100 ml	10	Yes
9/16/2009	Fecal Coliform		560	CFU/100 ml	10	No
10/21/2009	Fecal Coliform		760	CFU/100 ml	10	No
11/18/2009	Fecal Coliform		120	CFU/100 ml	100	Yes
12/15/2009	Fecal Coliform		380	CFU/100 ml	10	Yes
7/10/2006	Fecal Coliform		860	CFU/100 ml	10	
7/12/2006	Fecal Coliform		420	CFU/100 ml	10	No
8/9/2006	Fecal Coliform		1100	CFU/100 ml	10	Yes
8/21/2006	Fecal Coliform		780	CFU/100 ml	10	
9/18/2006	Fecal Coliform		1000	CFU/100 ml	10	
9/26/2006	Fecal Coliform		1200	CFU/100 ml	10	
10/3/2006	Fecal Coliform		740	CFU/100 ml	10	
10/31/2006	Fecal Coliform		480	CFU/100 ml	10	
11/6/2006	Fecal Coliform		280	CFU/100 ml	10	
11/8/2006	Fecal Coliform		1600	CFU/100 ml	10	Yes
12/5/2006	Fecal Coliform		1200	CFU/100 ml	10	
12/13/2006	Fecal Coliform		630	CFU/100 ml	10	No
12/18/2006	Fecal Coliform		880	CFU/100 ml	10	
12/18/2006	Fecal Coliform		1100	CFU/100 ml	10	
1/17/2007	Fecal Coliform		460	CFU/100 ml	10	
1/29/2007	Fecal Coliform		310	CFU/100 ml	10	No
2/6/2007	Fecal Coliform		520	CFU/100 ml	10	
2/14/2007	Fecal Coliform		1200	CFU/100 ml	100	
3/8/2007	Fecal Coliform		440	CFU/100 ml	10	
3/14/2007	Fecal Coliform		480	CFU/100 ml	10	
4/10/2007	Fecal Coliform		250	CFU/100 ml	10	
4/23/2007	Fecal Coliform		180	CFU/100 ml	10	
5/1/2007	Fecal Coliform		1100	CFU/100 ml	10	
5/9/2007	Fecal Coliform		520	CFU/100 ml	10	
6/13/2007	Fecal Coliform		13000	CFU/100 ml	20	
6/18/2007	Fecal Coliform		700	CFU/100 ml	10	
7/9/2007	Fecal Coliform		780	CFU/100 ml	10	
7/11/2007	Fecal Coliform		900	CFU/100 ml	10	
7/16/2007	Fecal Coliform		1100	CFU/100 ml	10	
7/18/2007	Fecal Coliform		970	CFU/100 ml	100	
7/18/2007	Fecal Coliform		440	CFU/100 ml	100	
7/23/2007	Fecal Coliform		460	CFU/100 ml	10	
7/23/2007	Fecal Coliform		250	CFU/100 ml	10	
7/30/2007	Fecal Coliform		520	CFU/100 ml	10	
8/6/2007	Fecal Coliform		380	CFU/100 ml	10	
8/8/2007	Fecal Coliform		370	CFU/100 ml	10	

MY9 Stevens Mill Rd. Goose Creek

Collect Date	Analyte	Qualifier	Result	A Unit	MDL	Storm
8/8/2007	Fecal Coliform		240	CFU/100 ml	10	
8/13/2007	Fecal Coliform		500	CFU/100 ml	10	No
8/13/2007	Fecal Coliform		2000	CFU/100 ml	10	
8/20/2007	Fecal Coliform		120	CFU/100 ml	10	
8/27/2007	Fecal Coliform	<	100	CFU/100 ml	100	
9/4/2007	Fecal Coliform		1700	CFU/100 ml	10	
9/5/2007	Fecal Coliform		580	CFU/100 ml	10	
9/10/2007	Fecal Coliform		320	CFU/100 ml	10	
9/19/2007	Fecal Coliform		250	CFU/100 ml	10	
9/19/2007	Fecal Coliform		230	CFU/100 ml	10	
9/24/2007	Fecal Coliform		220	CFU/100 ml	10	
10/1/2007	Fecal Coliform		540	CFU/100 ml	10	
10/2/2007	Fecal Coliform		450	CFU/100 ml	10	
10/8/2007	Fecal Coliform		340	CFU/100 ml	10	
10/15/2007	Fecal Coliform		1300	CFU/100 ml	10	
10/17/2007	Fecal Coliform		880	CFU/100 ml	10	
10/17/2007	Fecal Coliform		1600	CFU/100 ml	10	
10/22/2007	Fecal Coliform		560	CFU/100 ml	10	
10/29/2007	Fecal Coliform		520	CFU/100 ml	10	
11/5/2007	Fecal Coliform		280	CFU/100 ml	10	
11/8/2007	Fecal Coliform		820	CFU/100 ml	10	
11/12/2007	Fecal Coliform		740	CFU/100 ml	10	
11/14/2007	Fecal Coliform		640	CFU/100 ml	10	
11/14/2007	Fecal Coliform		1400	CFU/100 ml	10	
11/19/2007	Fecal Coliform		940	CFU/100 ml	10	
11/26/2007	Fecal Coliform		280	CFU/100 ml	10	
12/3/2007	Fecal Coliform		800	CFU/100 ml	10	
12/4/2007	Fecal Coliform		1300	CFU/100 ml	10	
12/10/2007	Fecal Coliform		1000	CFU/100 ml	10	
12/17/2007	Fecal Coliform		3000	CFU/100 ml	10	
12/19/2007	Fecal Coliform		1000	CFU/100 ml	20	
12/19/2007	Fecal Coliform		520	CFU/100 ml	20	
12/26/2007	Fecal Coliform		5200	CFU/100 ml	100	
1/2/2008	Fecal Coliform		300	CFU/100 ml	10	
1/7/2008	Fecal Coliform		580	CFU/100 ml	10	
1/7/2008	Fecal Coliform		270	CFU/100 ml	10	
1/14/2008	Fecal Coliform		330	CFU/100 ml	10	
1/16/2008	Fecal Coliform		370	CFU/100 ml	10	
1/16/2008	Fecal Coliform		69	CFU/100 ml	10	
1/22/2008	Fecal Coliform		120	CFU/100 ml	10	
1/28/2008	Fecal Coliform		120	CFU/100 ml	10	
2/4/2008	Fecal Coliform		250	CFU/100 ml	10	
2/11/2008	Fecal Coliform		210	CFU/100 ml	10	
2/11/2008	Fecal Coliform		130	CFU/100 ml	10	
2/18/2008	Fecal Coliform		3400	CFU/100 ml	20	

MY9 Stevens Mill Rd. Goose Creek

Collect Date	Analyte	Qualifier	Result	A Unit	MDL	Storm
2/20/2008	Fecal Coliform		280	CFU/100 ml	10	
2/20/2008	Fecal Coliform		180	CFU/100 ml	10	
2/25/2008	Fecal Coliform		38	CFU/100 ml	10	
3/3/2008	Fecal Coliform		160	CFU/100 ml	10	
3/3/2008	Fecal Coliform		150	CFU/100 ml	10	
3/10/2008	Fecal Coliform		230	CFU/100 ml	10	
3/12/2008	Fecal Coliform		160	CFU/100 ml	10	No
3/12/2008	Fecal Coliform		270	CFU/100 ml	10	
3/24/2008	Fecal Coliform		120	CFU/100 ml	10	
4/1/2008	Fecal Coliform		270	CFU/100 ml	10	
4/7/2008	Fecal Coliform		160	CFU/100 ml	10	
4/9/2008	Fecal Coliform		220	CFU/100 ml	10	
4/14/2008	Fecal Coliform		260	CFU/100 ml	10	
4/16/2008	Fecal Coliform		840	CFU/100 ml	10	
4/16/2008	Fecal Coliform		440	CFU/100 ml	10	
4/21/2008	Fecal Coliform		500	CFU/100 ml	10	
4/28/2008	Fecal Coliform		19000	CFU/100 ml	10	
5/5/2008	Fecal Coliform		340	CFU/100 ml	10	
5/6/2008	Fecal Coliform		300	CFU/100 ml	10	
5/8/2008	Fecal Coliform		210	CFU/100 ml	10	
5/12/2008	Fecal Coliform		530	CFU/100 ml	10	
5/13/2008	Fecal Coliform		31	CFU/100 ml	10	No
5/15/2008	Fecal Coliform		280	CFU/100 ml	10	No
5/22/2008	Fecal Coliform		150	CFU/100 ml	10	
5/22/2008	Fecal Coliform		160	CFU/100 ml	10	No
5/29/2008	Fecal Coliform		610	CFU/100 ml	20	Yes
6/5/2008	Fecal Coliform		440	CFU/100 ml	10	No
6/9/2008	Fecal Coliform		390	CFU/100 ml	10	
6/10/2008	Fecal Coliform		1400	CFU/100 ml	10	No
6/12/2008	Fecal Coliform		5200	CFU/100 ml	10	Yes
6/18/2008	Fecal Coliform		460	CFU/100 ml	10	
6/19/2008	Fecal Coliform		2400	CFU/100 ml	10	No
6/26/2008	Fecal Coliform		210	CFU/100 ml	10	No
7/2/2008	Fecal Coliform		230	CFU/100 ml	10	Yes
7/2/2008	Fecal Coliform		400	CFU/100 ml	10	No
7/8/2008	Fecal Coliform		400	CFU/100 ml	10	No
7/10/2008	Fecal Coliform		310	CFU/100 ml	20	Yes
7/31/2008	Fecal Coliform		440	CFU/100 ml	10	
8/7/2008	Fecal Coliform		2900	CFU/100 ml	10	
8/7/2008	Fecal Coliform		2200	CFU/100 ml	10	No
8/12/2008	Fecal Coliform		1500	CFU/100 ml	10	
8/14/2008	Fecal Coliform		1000	CFU/100 ml	10	
8/20/2008	Fecal Coliform		450	CFU/100 ml	10	Yes
8/28/2008	Fecal Coliform		900	CFU/100 ml	20	
9/4/2008	Fecal Coliform		1000	CFU/100 ml	10	

MY9 Stevens Mill Rd. Goose Creek

Collect Date	Analyte	Qualifier	Result	A Unit	MDL	Storm
9/17/2008	Fecal Coliform		900	CFU/100 ml	20	Yes
9/22/2008	Fecal Coliform		1300	CFU/100 ml	10	No
9/23/2008	Fecal Coliform		640	CFU/100 ml	10	No
9/29/2008	Fecal Coliform		440	CFU/100 ml	10	Yes
10/6/2008	Fecal Coliform		340	CFU/100 ml	10	No
10/6/2008	Fecal Coliform		330	CFU/100 ml	10	No
10/13/2008	Fecal Coliform		580	CFU/100 ml	10	No
10/15/2008	Fecal Coliform		1100	CFU/100 ml	10	No
10/15/2008	Fecal Coliform		1200	CFU/100 ml	10	No
10/20/2008	Fecal Coliform		200	CFU/100 ml	10	Yes
10/27/2008	Fecal Coliform		350	CFU/100 ml	10	
11/3/2008	Fecal Coliform		270	CFU/100 ml	10	No
11/3/2008	Fecal Coliform		260	CFU/100 ml	10	No
11/10/2008	Fecal Coliform		88	CFU/100 ml	10	Yes
11/17/2008	Fecal Coliform		220	CFU/100 ml	10	Yes
11/19/2008	Fecal Coliform		260	CFU/100 ml	10	No
11/24/2008	Fecal Coliform		260	CFU/100 ml	10	No
12/1/2008	Fecal Coliform		740	CFU/100 ml	20	Yes
12/8/2008	Fecal Coliform		270	CFU/100 ml	10	No
12/15/2008	Fecal Coliform		340	CFU/100 ml	10	Yes
12/16/2008	Fecal Coliform		250	CFU/100 ml	10	Yes
12/22/2008	Fecal Coliform		870	CFU/100 ml	10	Yes
12/29/2008	Fecal Coliform		470	CFU/100 ml	10	Yes
1/5/2009	Fecal Coliform		3500	CFU/100 ml	10	Yes
1/12/2009	Fecal Coliform		360	CFU/100 ml	10	Yes
1/14/2009	Fecal Coliform		200	CFU/100 ml	10	No
1/22/2009	Fecal Coliform		480	CFU/100 ml	10	Yes
1/26/2009	Fecal Coliform		210	CFU/100 ml	10	No
1/30/2009	Fecal Coliform		510	CFU/100 ml	10	Yes
2/2/2009	Fecal Coliform		620	CFU/100 ml	10	No
2/9/2009	Fecal Coliform		160	CFU/100 ml	10	No
2/9/2009	Fecal Coliform		240	CFU/100 ml	10	No
2/9/2009	Fecal Coliform		130	CFU/100 ml	10	No
2/16/2009	Fecal Coliform		520	CFU/100 ml	10	Yes
2/18/2009	Fecal Coliform		2200	CFU/100 ml	20	Yes
2/23/2009	Fecal Coliform		490	CFU/100 ml	10	No
3/3/2009	Fecal Coliform		1200	CFU/100 ml	20	Yes
3/9/2009	Fecal Coliform		580	CFU/100 ml	10	No
3/9/2009	Fecal Coliform		530	CFU/100 ml	10	No
3/16/2009	Fecal Coliform		1200	CFU/100 ml	20	Yes
3/19/2009	Fecal Coliform		210	CFU/100 ml	10	Yes
3/23/2009	Fecal Coliform		320	CFU/100 ml	10	No
3/30/2009	Fecal Coliform		740	CFU/100 ml	20	Yes
4/6/2009	Fecal Coliform		250	CFU/100 ml	10	No
4/13/2009	Fecal Coliform		400	CFU/100 ml	10	Yes

MY9 Stevens Mill Rd. Goose Creek

Collect Date	Analyte	Qualifier	Result	A Unit	MDL	Storm
4/15/2009	Fecal Coliform		520	CFU/100 ml	10	Yes
4/20/2009	Fecal Coliform		3800	CFU/100 ml	20	Yes
4/23/2009	Fecal Coliform		240	CFU/100 ml	10	No
4/27/2009	Fecal Coliform		520	CFU/100 ml	10	No
5/4/2009	Fecal Coliform		180	CFU/100 ml	10	Yes
5/11/2009	Fecal Coliform		2500	CFU/100 ml	20	Yes
5/14/2009	Fecal Coliform		520	CFU/100 ml	10	
5/14/2009	Fecal Coliform		340	CFU/100 ml	10	No
5/18/2009	Fecal Coliform		3500	CFU/100 ml	20	Yes
5/20/2009	Fecal Coliform		400	CFU/100 ml	10	No
5/26/2009	Fecal Coliform		1200	CFU/100 ml	20	Yes
6/1/2009	Fecal Coliform		270	CFU/100 ml	10	No
6/1/2009	Fecal Coliform		270	CFU/100 ml	10	No
6/8/2009	Fecal Coliform		560	CFU/100 ml	10	Yes
6/15/2009	Fecal Coliform		380	CFU/100 ml	10	Yes
6/17/2009	Fecal Coliform		4200	CFU/100 ml	20	Yes
6/22/2009	Fecal Coliform		1200	CFU/100 ml	10	No
6/29/2009	Fecal Coliform		390	CFU/100 ml	10	No
7/15/2009	Fecal Coliform		840	CFU/100 ml	10	No
1/20/2010	Fecal Coliform		540	CFU/100 ml	10	Yes
2/17/2010	Fecal Coliform		430	CFU/100 ml	10	Yes
3/17/2010	Fecal Coliform		370	CFU/100 ml	10	No
4/21/2010	Fecal Coliform		380	CFU/100 ml	20	Yes
5/19/2010	Fecal Coliform		690	CFU/100 ml	100	Yes
6/16/2010	Fecal Coliform		660	CFU/100 ml	20	Yes
6/21/2010	Fecal Coliform		900	CFU/100 ml	10	No
7/21/2010	Fecal Coliform		2200	CFU/100 ml	10	Yes
8/18/2010	Fecal Coliform		1100	CFU/100 ml	10	Yes
8/18/2010	Fecal Coliform		1100	CFU/100 ml	10	Yes
9/15/2010	Fecal Coliform		1000	CFU/100 ml	10	No
10/20/2010	Fecal Coliform		3800	CFU/100 ml	20	Yes
11/17/2010	Fecal Coliform		840	CFU/100 ml	20	Yes
12/15/2010	Fecal Coliform		200	CFU/100 ml	10	No
1/19/2011	Fecal Coliform		250	CFU/100 ml	20	Yes
2/16/2011	Fecal Coliform		600	CFU/100 ml	10	No
3/16/2011	Fecal Coliform		420	CFU/100 ml	20	Yes
4/20/2011	Fecal Coliform		340	CFU/100 ml	10	No
5/18/2011	Fecal Coliform		380	CFU/100 ml	100	Yes
7/21/2010	Hardness		32	mg/L	5	Yes
8/18/2010	Hardness		43	mg/L	5	Yes
8/18/2010	Hardness		42	mg/L	5	Yes
9/15/2010	Hardness		49	mg/L	5	No
10/20/2010	Hardness		47	mg/L	5	Yes
11/17/2010	Hardness		51	mg/L	5	Yes
12/15/2010	Hardness		46	mg/L	5	No

MY9 Stevens Mill Rd. Goose Creek

Collect Date	Analyte	Qualifier	Result	A Unit	MDL	Storm
1/19/2011	Hardness		51	mg/L	5	Yes
4/20/2011	Hardness		51	mg/L	5	No
2/16/2011	Hardness		52	mg/L	5	No
3/16/2011	Hardness		47	mg/L	25	Yes
5/18/2011	Hardness		42	mg/L	5	Yes
8/19/2009	Lead	<	5	ug/L	5	Yes
8/19/2009	Lead	<	5	ug/L	5	Yes
9/16/2009	Lead	<	5	ug/L	5	No
10/21/2009	Lead	<	5	ug/L	5	No
11/18/2009	Lead	<	5	ug/L	5	Yes
12/15/2009	Lead	<	5	ug/L	5	Yes
7/12/2006	Lead	<	5	ug/L	5	No
8/9/2006	Lead	<	5	ug/L	5	Yes
9/18/2006	Lead	<	5	ug/L	5	
10/3/2006	Lead	<	5	ug/L	5	
11/8/2006	Lead	<	5	ug/L	5	Yes
12/13/2006	Lead	<	5	ug/L	5	No
1/29/2007	Lead	<	5	ug/L	5	No
2/14/2007	Lead	<	5	ug/L	5	
3/14/2007	Lead	<	5	ug/L	5	
4/10/2007	Lead	<	5	ug/L	5	
5/9/2007	Lead	<	5	ug/L	5	
6/13/2007	Lead	<	5	ug/L	5	
7/18/2007	Lead	<	5	ug/L	5	
8/8/2007	Lead	<	1	ug/L	1	
9/19/2007	Lead	<	5	ug/L	5	
10/17/2007	Lead	<	5	ug/L	5	
11/14/2007	Lead	<	5	ug/L	5	
12/19/2007	Lead	<	5	ug/L	5	
1/16/2008	Lead	<	5	ug/L	5	
2/20/2008	Lead	<	5	ug/L	5	
3/12/2008	Lead	<	5	ug/L	5	No
4/16/2008	Lead	<	5	ug/L	5	
5/22/2008	Lead	<	5	ug/L	5	
6/18/2008	Lead	<	5	ug/L	5	
7/16/2008	Lead	<	5	ug/L	5	Yes
8/20/2008	Lead	<	5	ug/L	5	Yes
9/17/2008	Lead	<	5	ug/L	5	Yes
10/15/2008	Lead	<	5	ug/L	5	No
10/15/2008	Lead	<	5	ug/L	5	No
11/19/2008	Lead	<	5	ug/L	5	No
12/16/2008	Lead	<	5	ug/L	5	Yes
1/22/2009	Lead	<	5	ug/L	5	Yes
2/18/2009	Lead	<	5	ug/L	5	Yes
3/19/2009	Lead	<	5	ug/L	5	Yes

MY9 Stevens Mill Rd. Goose Creek

Collect Date	Analyte	Qualifier	Result	A Unit	MDL	Storm
4/15/2009	Lead	<	5	ug/L	5	Yes
5/20/2009	Lead	<	5	ug/L	5	No
6/17/2009	Lead	<	5	ug/L	5	Yes
7/15/2009	Lead	<	5	ug/L	5	No
1/20/2010	Lead	<	5	ug/L	5	Yes
2/17/2010	Lead	<	5	ug/L	5	Yes
3/17/2010	Lead	<	5	ug/L	5.0	No
4/21/2010	Lead	<	5	ug/L	5.0	Yes
5/19/2010	Lead	<	5	ug/L	5.0	Yes
6/16/2010	Lead	<	5	ug/L	5.0	Yes
7/21/2010	Lead	<	5	ug/L	5.0	Yes
8/18/2010	Lead	<	5	ug/L	5.0	Yes
8/18/2010	Lead	<	5	ug/L	5.0	Yes
9/15/2010	Lead	<	5	ug/L	5.0	No
10/20/2010	Lead	<	5	ug/L	5.0	Yes
11/17/2010	Lead	<	5	ug/L	5.0	Yes
12/15/2010	Lead	<	5	ug/L	5.0	No
1/19/2011	Lead	<	5	ug/L	5.0	Yes
2/16/2011	Lead	<	5	ug/L	5.0	No
3/16/2011	Lead	<	5	ug/L	5.0	Yes
4/20/2011	Lead	<	5	ug/L	5.0	No
5/18/2011	Lead	<	5	ug/L	5.0	Yes
8/19/2009	Nitrate/Nitrite		0.72	mg/L	0.05	Yes
9/16/2009	Nitrate/Nitrite		0.47	mg/L	0.05	No
10/21/2009	Nitrate/Nitrite		1	mg/L	0.05	No
11/18/2009	Nitrate/Nitrite		0.63	mg/L	0.05	Yes
12/15/2009	Nitrate/Nitrite		0.62	mg/L	0.05	Yes
7/12/2006	Nitrate/Nitrite		1.16	mg/L	0.05	No
8/9/2006	Nitrate/Nitrite		0.93	mg/L	0.05	Yes
9/18/2006	Nitrate/Nitrite		1.2	mg/L	0.05	
10/3/2006	Nitrate/Nitrite		1.8	mg/L	0.05	
11/8/2006	Nitrate/Nitrite		0.34	mg/L	0.05	Yes
12/13/2006	Nitrate/Nitrite		0.76	mg/L	0.05	No
1/29/2007	Nitrate/Nitrite		0.47	mg/L	0.05	No
2/14/2007	Nitrate/Nitrite		0.47	mg/L	0.05	
3/14/2007	Nitrate/Nitrite		0.74	mg/L	0.05	
4/10/2007	Nitrate/Nitrite		1.3	mg/L	0.05	
5/9/2007	Nitrate/Nitrite		0.97	mg/L	0.05	
6/13/2007	Nitrate/Nitrite		0.95	mg/L	0.05	
7/18/2007	Nitrate/Nitrite		0.81	mg/L	0.05	
8/8/2007	Nitrate/Nitrite		1.5	mg/L	0.05	
9/19/2007	Nitrate/Nitrite		0.73	mg/L	0.05	
10/17/2007	Nitrate/Nitrite		0.1	mg/L	0.05	
10/17/2007	Nitrate/Nitrite		0.1	mg/L	0.05	
11/14/2007	Nitrate/Nitrite		2.4	mg/L	0.1	

MY9 Stevens Mill Rd. Goose Creek

Collect Date	Analyte	Qualifier	Result	A Unit	MDL	Storm
12/19/2007	Nitrate/Nitrite		0.79	mg/L	0.05	
1/16/2008	Nitrate/Nitrite		0.75	mg/L	0.05	
2/20/2008	Nitrate/Nitrite		0.33	mg/L	0.05	
3/12/2008	Nitrate/Nitrite		0.44	mg/L	0.05	No
4/16/2008	Nitrate/Nitrite		0.4	mg/L	0.05	
5/13/2008	Nitrate/Nitrite		0.61	mg/L	0.05	No
5/22/2008	Nitrate/Nitrite		0.79	mg/L	0.05	
6/10/2008	Nitrate/Nitrite		0.67	mg/L	0.05	No
6/18/2008	Nitrate/Nitrite		0.68	mg/L	0.05	
7/8/2008	Nitrate/Nitrite		0.52	mg/L	0.05	No
7/16/2008	Nitrate/Nitrite		0.56	mg/L	0.05	Yes
8/12/2008	Nitrate/Nitrite		0.49	mg/L	0.05	
8/20/2008	Nitrate/Nitrite		0.48	mg/L	0.05	Yes
9/17/2008	Nitrate/Nitrite		0.52	mg/L	0.05	Yes
10/15/2008	Nitrate/Nitrite		0.9	mg/L	0.05	No
10/15/2008	Nitrate/Nitrite		1	mg/L	0.05	No
11/19/2008	Nitrate/Nitrite		0.17	mg/L	0.05	No
12/16/2008	Nitrate/Nitrite		0.74	mg/L	0.05	Yes
1/22/2009	Nitrate/Nitrite		0.79	mg/L	0.05	Yes
2/18/2009	Nitrate/Nitrite		0.44	mg/L	0.05	Yes
3/19/2009	Nitrate/Nitrite		0.32	mg/L	0.05	Yes
4/15/2009	Nitrate/Nitrite		0.35	mg/L	0.05	Yes
5/20/2009	Nitrate/Nitrite		0.7	mg/L	0.05	No
6/17/2009	Nitrate/Nitrite		0.39	mg/L	0.05	Yes
7/15/2009	Nitrate/Nitrite		0.64	mg/L	0.05	No
8/19/2009	Nitrate/Nitrite		0.7	mg/L	0.05	Yes
1/20/2010	Nitrate/Nitrite		0.67	mg/L	0.05	Yes
2/17/2010	Nitrate/Nitrite		0.59	mg/L	0.05	Yes
3/17/2010	Nitrate/Nitrite		0.41	mg/L	0.05	No
4/21/2010	Nitrate/Nitrite		0.76	mg/L	0.05	Yes
5/19/2010	Nitrate/Nitrite		0.75	mg/L	0.05	Yes
6/16/2010	Nitrate/Nitrite		0.86	mg/L	0.05	Yes
7/21/2010	Nitrate/Nitrite		0.69	mg/L	0.05	Yes
8/18/2010	Nitrate/Nitrite		0.7	mg/L	0.05	Yes
8/18/2010	Nitrate/Nitrite		0.76	mg/L	0.05	Yes
9/15/2010	Nitrate/Nitrite		0.57	mg/L	0.05	No
10/20/2010	Nitrate/Nitrite		0.3	mg/L	0.05	Yes
11/17/2010	Nitrate/Nitrite		0.27	mg/L	0.05	Yes
12/15/2010	Nitrate/Nitrite		1.1	mg/L	0.05	No
1/19/2011	Nitrate/Nitrite		0.48	mg/L	0.05	Yes
2/16/2011	Nitrate/Nitrite		0.32	mg/L	0.05	No
3/16/2011	Nitrate/Nitrite		0.66	mg/L	0.05	Yes
4/20/2011	Nitrate/Nitrite		0.79	mg/L	0.05	No
5/18/2011	Nitrate/Nitrite		0.89	mg/L	0.05	Yes
8/19/2009	Suspended Sediment Concentration	<	4.2	mg/L	4.2	Yes

MY9 Stevens Mill Rd. Goose Creek

Collect Date	Analyte	Qualifier	Result	A Unit	MDL	Storm
9/16/2009	Suspended Sediment Concentration	<	3.9	mg/L	3.9	No
10/21/2009	Suspended Sediment Concentration	<	3.9	mg/L	3.9	No
11/18/2009	Suspended Sediment Concentration	<	4.4	mg/L	4.4	Yes
7/12/2006	Suspended Sediment Concentration	<	3.6	mg/L	3.6	No
8/9/2006	Suspended Sediment Concentration	<	3.7	mg/L	3.7	Yes
9/18/2006	Suspended Sediment Concentration	<	3.9	mg/L	3.9	
10/3/2006	Suspended Sediment Concentration	<	3.6	mg/L	3.6	
11/8/2006	Suspended Sediment Concentration		10	mg/L	3.7	Yes
12/13/2006	Suspended Sediment Concentration	<	3.6	mg/L	3.6	No
1/29/2007	Suspended Sediment Concentration	<	3.7	mg/L	3.7	No
2/14/2007	Suspended Sediment Concentration		18	mg/L	3.9	
3/14/2007	Suspended Sediment Concentration	<	3.5	mg/L	3.5	
4/10/2007	Suspended Sediment Concentration	<	3.6	mg/L	3.6	
5/9/2007	Suspended Sediment Concentration	<	3.6	mg/L	3.6	
6/13/2007	Suspended Sediment Concentration	<	3.6	mg/L	3.6	
7/18/2007	Suspended Sediment Concentration	<	3.6	mg/L	3.6	
8/8/2007	Suspended Sediment Concentration		3.7	mg/L	3.7	
9/19/2007	Suspended Sediment Concentration	<	3.6	mg/L	3.6	
10/17/2007	Suspended Sediment Concentration	<	3.6	mg/L	3.6	
11/14/2007	Suspended Sediment Concentration	<	3.7	mg/L	3.7	
12/19/2007	Suspended Sediment Concentration		4.7	mg/L	3.6	
1/16/2008	Suspended Sediment Concentration	<	3.7	mg/L	3.7	
2/20/2008	Suspended Sediment Concentration		3.6	mg/L	3.6	
3/12/2008	Suspended Sediment Concentration	<	3.7	mg/L	3.7	No
4/16/2008	Suspended Sediment Concentration	<	3.6	mg/L	3.6	
5/22/2008	Suspended Sediment Concentration	<	3.6	mg/L	3.6	
6/18/2008	Suspended Sediment Concentration	<	3.7	mg/L	3.7	
7/16/2008	Suspended Sediment Concentration	<	3.6	mg/L	3.6	Yes
9/17/2008	Suspended Sediment Concentration	<	4	mg/L	4	Yes
10/15/2008	Suspended Sediment Concentration	<	3.9	mg/L	3.9	No
10/15/2008	Suspended Sediment Concentration	<	3.9	mg/L	3.9	No
11/19/2008	Suspended Sediment Concentration	<	3.8	mg/L	3.8	No
12/16/2008	Suspended Sediment Concentration	<	3.6	mg/L	3.6	Yes
1/22/2009	Suspended Sediment Concentration	<	3.9	mg/L	3.9	Yes
2/18/2009	Suspended Sediment Concentration		45	mg/L	4.5	Yes
3/19/2009	Suspended Sediment Concentration	<	4.5	mg/L	4.5	Yes
4/15/2009	Suspended Sediment Concentration	<	4.2	mg/L	4.2	Yes
5/20/2009	Suspended Sediment Concentration	<	3.8	mg/L	3.8	No
6/17/2009	Suspended Sediment Concentration		35	mg/L	4.8	Yes
7/15/2009	Suspended Sediment Concentration	<	3.8	mg/L	3.8	No
8/19/2009	Suspended Sediment Concentration	<	3.9	mg/L	3.9	Yes
12/15/2009	Suspended Sediment Concentration		4.6	mg/L	4.6	Yes
1/20/2010	Suspended Sediment Concentration	<	4.1	mg/L	4.1	Yes
2/17/2010	Suspended Sediment Concentration	<	4.7	mg/L	4.7	Yes
3/17/2010	Suspended Sediment Concentration		4.4	mg/L	4.4	No

MY9 Stevens Mill Rd. Goose Creek

Collect Date	Analyte	Qualifier	Result	A Unit	MDL	Storm
4/21/2010	Suspended Sediment Concentration	<	3.9	mg/L	3.9	Yes
5/19/2010	Suspended Sediment Concentration	<	4.3	mg/L	4.3	Yes
6/16/2010	Suspended Sediment Concentration		17	mg/L	3.9	Yes
7/21/2010	Suspended Sediment Concentration		5.2	mg/L	4.0	Yes
8/18/2010	Suspended Sediment Concentration		5.5	mg/L	3.9	Yes
8/18/2010	Suspended Sediment Concentration		4.6	mg/L	3.8	Yes
9/15/2010	Suspended Sediment Concentration	<	4.2	mg/L	4.2	No
10/20/2010	Suspended Sediment Concentration	<	4.1	mg/L	4.1	Yes
11/17/2010	Suspended Sediment Concentration		6	mg/L	4.3	Yes
12/15/2010	Suspended Sediment Concentration	<	4.7	mg/L	4.7	No
1/19/2011	Suspended Sediment Concentration	<	4.4	mg/L	4.4	Yes
2/16/2011	Suspended Sediment Concentration	<	4	mg/L	4.0	No
3/16/2011	Suspended Sediment Concentration	<	4.4	mg/L	4.4	Yes
4/20/2011	Suspended Sediment Concentration		21	mg/L	4.4	No
5/18/2011	Suspended Sediment Concentration		161	mg/L	4.8	Yes
8/19/2009	Total Kjeldahl Nitrogen	<	0.25	mg/L	0.25	Yes
9/16/2009	Total Kjeldahl Nitrogen	<	0.25	mg/L	0.25	No
10/21/2009	Total Kjeldahl Nitrogen	<	0.25	mg/L	0.25	No
11/18/2009	Total Kjeldahl Nitrogen	<	0.25	mg/L	0.25	Yes
7/12/2006	Total Kjeldahl Nitrogen		0.53	mg/L	0.25	No
8/9/2006	Total Kjeldahl Nitrogen		0.61	mg/L	0.25	Yes
9/18/2006	Total Kjeldahl Nitrogen		0.37	mg/L	0.25	
10/3/2006	Total Kjeldahl Nitrogen		0.28	mg/L	0.25	
11/8/2006	Total Kjeldahl Nitrogen		1	mg/L	0.25	Yes
12/13/2006	Total Kjeldahl Nitrogen	<	0.25	mg/L	0.25	No
1/29/2007	Total Kjeldahl Nitrogen	<	0.25	mg/L	0.25	No
2/14/2007	Total Kjeldahl Nitrogen		0.77	mg/L	0.25	
3/14/2007	Total Kjeldahl Nitrogen		0.37	mg/L	0.25	
4/10/2007	Total Kjeldahl Nitrogen		0.27	mg/L	0.25	
5/9/2007	Total Kjeldahl Nitrogen		0.33	mg/L	0.25	
6/13/2007	Total Kjeldahl Nitrogen		0.41	mg/L	0.25	
7/18/2007	Total Kjeldahl Nitrogen		0.26	mg/L	0.25	
9/19/2007	Total Kjeldahl Nitrogen	<	0.25	mg/L	0.25	
10/17/2007	Total Kjeldahl Nitrogen		0.34	mg/L	0.25	
11/14/2007	Total Kjeldahl Nitrogen	<	0.25	mg/L	0.25	
12/19/2007	Total Kjeldahl Nitrogen	<	0.25	mg/L	0.25	
1/16/2008	Total Kjeldahl Nitrogen	<	0.25	mg/L	0.25	
2/20/2008	Total Kjeldahl Nitrogen		0.33	mg/L	0.25	
3/12/2008	Total Kjeldahl Nitrogen		0.3	mg/L	0.25	No
4/16/2008	Total Kjeldahl Nitrogen	<	0.25	mg/L	0.25	
5/13/2008	Total Kjeldahl Nitrogen		0.33	mg/L	0.25	No
5/22/2008	Total Kjeldahl Nitrogen		0.32	mg/L	0.25	
6/10/2008	Total Kjeldahl Nitrogen	<	0.25	mg/L	0.25	No
6/18/2008	Total Kjeldahl Nitrogen	<	0.25	mg/L	0.25	
7/8/2008	Total Kjeldahl Nitrogen		0.38	mg/L	0.25	No

MY9 Stevens Mill Rd. Goose Creek

Collect Date	Analyte	Qualifier	Result	A Unit	MDL	Storm
7/16/2008	Total Kjeldahl Nitrogen		0.67	mg/L	0.25	Yes
8/12/2008	Total Kjeldahl Nitrogen		0.26	mg/L	0.25	
8/20/2008	Total Kjeldahl Nitrogen	<	0.25	mg/L	0.25	Yes
9/17/2008	Total Kjeldahl Nitrogen		0.68	mg/L	0.25	Yes
10/15/2008	Total Kjeldahl Nitrogen		0.25	mg/L	0.25	No
10/15/2008	Total Kjeldahl Nitrogen		0.27	mg/L	0.25	No
11/19/2008	Total Kjeldahl Nitrogen		0.76	mg/L	0.25	No
12/16/2008	Total Kjeldahl Nitrogen		0.34	mg/L	0.25	Yes
1/22/2009	Total Kjeldahl Nitrogen	<	0.25	mg/L	0.25	Yes
2/18/2009	Total Kjeldahl Nitrogen		1.4	mg/L	0.25	Yes
3/19/2009	Total Kjeldahl Nitrogen		0.25	mg/L	0.25	Yes
5/20/2009	Total Kjeldahl Nitrogen		0.29	mg/L	0.25	No
6/17/2009	Total Kjeldahl Nitrogen		0.88	mg/L	0.25	Yes
7/15/2009	Total Kjeldahl Nitrogen	<	0.25	mg/L	0.25	No
8/19/2009	Total Kjeldahl Nitrogen	<	0.25	mg/L	0.25	Yes
12/15/2009	Total Kjeldahl Nitrogen		0.46	mg/L	0.25	Yes
1/20/2010	Total Kjeldahl Nitrogen	<	0.25	mg/L	0.25	Yes
2/17/2010	Total Kjeldahl Nitrogen		0.26	mg/L	0.25	Yes
3/17/2010	Total Kjeldahl Nitrogen	<	0.25	mg/L	0.25	No
4/21/2010	Total Kjeldahl Nitrogen	<	0.25	mg/L	0.25	Yes
5/19/2010	Total Kjeldahl Nitrogen		0.27	mg/L	0.25	Yes
6/16/2010	Total Kjeldahl Nitrogen		0.31	mg/L	0.25	Yes
7/21/2010	Total Kjeldahl Nitrogen		0.31	mg/L	0.25	Yes
8/18/2010	Total Kjeldahl Nitrogen		0.3	mg/L	0.25	Yes
8/18/2010	Total Kjeldahl Nitrogen		0.28	mg/L	0.25	Yes
9/15/2010	Total Kjeldahl Nitrogen		0.44	mg/L	0.25	No
10/20/2010	Total Kjeldahl Nitrogen	<	0.25	mg/L	0.25	Yes
11/17/2010	Total Kjeldahl Nitrogen		0.42	mg/L	0.25	Yes
12/15/2010	Total Kjeldahl Nitrogen	<	0.25	mg/L	0.25	No
1/19/2011	Total Kjeldahl Nitrogen	<	0.25	mg/L	0.25	Yes
2/16/2011	Total Kjeldahl Nitrogen	<	0.25	mg/L	0.25	No
3/16/2011	Total Kjeldahl Nitrogen		0.37	mg/L	0.25	Yes
4/20/2011	Total Kjeldahl Nitrogen		0.66	mg/L	0.25	No
5/18/2011	Total Kjeldahl Nitrogen		0.91	mg/L	0.25	Yes
8/19/2009	Total Phosphorus		0.12	mg/L	0.01	Yes
8/19/2009	Total Phosphorus		0.12	mg/L	0.01	Yes
9/16/2009	Total Phosphorus		0.16	mg/L	0.01	No
10/21/2009	Total Phosphorus		0.2	mg/L	0.01	No
11/18/2009	Total Phosphorus		0.059	mg/L	0.01	Yes
12/15/2009	Total Phosphorus		0.075	mg/L	0.01	Yes
7/12/2006	Total Phosphorus		0.17	mg/L	0.01	No
8/9/2006	Total Phosphorus		0.13	mg/L	0.01	Yes
9/18/2006	Total Phosphorus		0.12	mg/L	0.01	
10/3/2006	Total Phosphorus		0.22	mg/L	0.02	
11/8/2006	Total Phosphorus		0.18	mg/L	0.01	Yes

MY9 Stevens Mill Rd. Goose Creek

Collect Date	Analyte	Qualifier	Result	A Unit	MDL	Storm
12/13/2006	Total Phosphorus		0.072	mg/L	0.01	No
1/29/2007	Total Phosphorus		0.053	mg/L	0.01	No
2/14/2007	Total Phosphorus		0.13	mg/L	0.01	
3/14/2007	Total Phosphorus		0.029	mg/L	0.01	
4/10/2007	Total Phosphorus		0.066	mg/L	0.01	
5/9/2007	Total Phosphorus		0.093	mg/L	0.01	
6/13/2007	Total Phosphorus		0.18	mg/L	0.01	
7/18/2007	Total Phosphorus		0.14	mg/L	0.01	
8/8/2007	Total Phosphorus		0.18	mg/L	0.02	
9/19/2007	Total Phosphorus		0.24	mg/L	0.02	
10/17/2007	Total Phosphorus		0.15	mg/L	0.01	
11/14/2007	Total Phosphorus		0.26	mg/L	0.03	
12/19/2007	Total Phosphorus		0.14	mg/L	0.01	
1/16/2008	Total Phosphorus		0.13	mg/L	0.01	
2/20/2008	Total Phosphorus		0.069	mg/L	0.01	
3/12/2008	Total Phosphorus		0.11	mg/L	0.01	No
5/13/2008	Total Phosphorus		0.13	mg/L	0.01	No
5/22/2008	Total Phosphorus		0.15	mg/L	0.01	
6/10/2008	Total Phosphorus		0.29	mg/L	0.02	No
6/18/2008	Total Phosphorus		0.18	mg/L	0.01	
7/8/2008	Total Phosphorus		0.15	mg/L	0.025	No
7/16/2008	Total Phosphorus		0.12	mg/L	0.01	Yes
8/12/2008	Total Phosphorus		0.19	mg/L	0.01	
8/20/2008	Total Phosphorus		0.19	mg/L	0.05	Yes
9/17/2008	Total Phosphorus		0.14	mg/L	0.02	Yes
10/15/2008	Total Phosphorus		0.2	mg/L	0.02	No
10/15/2008	Total Phosphorus		0.2	mg/L	0.02	No
11/19/2008	Total Phosphorus		0.073	mg/L	0.01	No
12/16/2008	Total Phosphorus		0.082	mg/L	0.025	Yes
1/22/2009	Total Phosphorus		0.076	mg/L	0.01	Yes
2/18/2009	Total Phosphorus		0.18	mg/L	0.01	Yes
3/19/2009	Total Phosphorus		0.039	mg/L	0.01	Yes
5/20/2009	Total Phosphorus		0.06	mg/L	0.01	No
6/17/2009	Total Phosphorus		0.16	mg/L	0.02	Yes
7/15/2009	Total Phosphorus		0.12	mg/L	0.01	No
1/20/2010	Total Phosphorus		0.058	mg/L	0.01	Yes
2/17/2010	Total Phosphorus		0.032	mg/L	0.01	Yes
3/17/2010	Total Phosphorus		0.017	mg/L	0.01	No
4/21/2010	Total Phosphorus		0.082	mg/L	0.010	Yes
5/19/2010	Total Phosphorus		0.075	mg/L	0.025	Yes
6/16/2010	Total Phosphorus		0.099	mg/L	0.010	Yes
7/21/2010	Total Phosphorus		0.14	mg/L	0.010	Yes
8/18/2010	Total Phosphorus		0.11	mg/L	0.010	Yes
8/18/2010	Total Phosphorus		0.11	mg/L	0.010	Yes
9/15/2010	Total Phosphorus		0.12	mg/L	0.010	No

MY9 Stevens Mill Rd. Goose Creek

Collect Date	Analyte	Qualifier	Result	A Unit	MDL	Storm
10/20/2010	Total Phosphorus		0.11	mg/L	0.010	Yes
11/17/2010	Total Phosphorus		0.31	mg/L	0.050	Yes
12/15/2010	Total Phosphorus		0.088	mg/L	0.010	No
1/19/2011	Total Phosphorus		0.046	mg/L	0.010	Yes
2/16/2011	Total Phosphorus		0.045	mg/L	0.010	No
3/16/2011	Total Phosphorus		0.062	mg/L	0.010	Yes
4/20/2011	Total Phosphorus		0.14	mg/L	0.010	No
5/18/2011	Total Phosphorus		0.19	mg/L	0.010	Yes
7/12/2006	Total Solids		126	mg/L	38	No
8/9/2006	Total Solids		100	mg/L	38	Yes
9/18/2006	Total Solids		120	mg/L	38	
10/3/2006	Total Solids		120	mg/L	38	
11/8/2006	Total Solids		129	mg/L	38	Yes
12/13/2006	Total Solids		102	mg/L	38	No
1/29/2007	Total Solids		74	mg/L	38	No
2/14/2007	Total Solids		97	mg/L	38	
3/14/2007	Total Solids		76	mg/L	38	
4/10/2007	Total Solids		110	mg/L	38	
5/9/2007	Total Solids		100	mg/L	38	
6/13/2007	Total Solids		110	mg/L	38	
8/19/2009	Total Suspended Solids	<	2.5	mg/L	2.5	Yes
9/16/2009	Total Suspended Solids	<	2.5	mg/L	2.5	No
10/21/2009	Total Suspended Solids	<	2.5	mg/L	2.5	No
11/18/2009	Total Suspended Solids	<	4	mg/L	4	Yes
12/15/2009	Total Suspended Solids		5.6	mg/L	2.5	Yes
7/12/2006	Total Suspended Solids		2.6	mg/L	2	No
8/9/2006	Total Suspended Solids		9.2	mg/L	2	Yes
9/18/2006	Total Suspended Solids	<	2	mg/L	2	
10/3/2006	Total Suspended Solids	<	2	mg/L	2	
11/8/2006	Total Suspended Solids		18	mg/L	2.3	Yes
12/13/2006	Total Suspended Solids	<	2	mg/L	2	No
1/29/2007	Total Suspended Solids		2.4	mg/L	2	No
2/14/2007	Total Suspended Solids		13	mg/L	5	
3/14/2007	Total Suspended Solids		2.6	mg/L	2	
4/10/2007	Total Suspended Solids	<	2	mg/L	2	
5/9/2007	Total Suspended Solids		2	mg/L	2	
6/13/2007	Total Suspended Solids		3.2	mg/L	2	
7/18/2007	Total Suspended Solids		9	mg/L	2	
8/8/2007	Total Suspended Solids		2.6	mg/L	2	
9/19/2007	Total Suspended Solids	<	2	mg/L	2	
10/17/2007	Total Suspended Solids	<	2	mg/L	2	
11/14/2007	Total Suspended Solids	<	2	mg/L	2	
12/19/2007	Total Suspended Solids		3.4	mg/L	2	
1/16/2008	Total Suspended Solids		2	mg/L	2	
2/20/2008	Total Suspended Solids		3.8	mg/L	2	

MY9 Stevens Mill Rd. Goose Creek

Collect Date	Analyte	Qualifier	Result	A Unit	MDL	Storm
3/12/2008	Total Suspended Solids		2	mg/L	2	No
4/16/2008	Total Suspended Solids	<	2	mg/L	2	
5/22/2008	Total Suspended Solids	<	2	mg/L	2	
6/18/2008	Total Suspended Solids		2.8	mg/L	2	
7/16/2008	Total Suspended Solids	<	2	mg/L	2	Yes
9/17/2008	Total Suspended Solids		3.6	mg/L	2	Yes
10/15/2008	Total Suspended Solids	<	2	mg/L	2	No
10/15/2008	Total Suspended Solids	<	2	mg/L	2	No
11/19/2008	Total Suspended Solids	<	2	mg/L	2	No
12/16/2008	Total Suspended Solids		2.6	mg/L	2	Yes
1/22/2009	Total Suspended Solids	<	2	mg/L	2	Yes
2/18/2009	Total Suspended Solids		43	mg/L	4	Yes
3/19/2009	Total Suspended Solids		2.6	mg/L	2	Yes
4/15/2009	Total Suspended Solids		2.4	mg/L	2	Yes
5/20/2009	Total Suspended Solids		2.2	mg/L	2	No
6/17/2009	Total Suspended Solids		32	mg/L	4	Yes
7/15/2009	Total Suspended Solids		3	mg/L	2.5	No
8/19/2009	Total Suspended Solids	<	2.5	mg/L	2.5	Yes
1/20/2010	Total Suspended Solids		3.6	mg/L	2.5	Yes
2/17/2010	Total Suspended Solids		3.6	mg/L	2.5	Yes
3/17/2010	Total Suspended Solids		4.8	mg/L	4	No
4/21/2010	Total Suspended Solids		3	mg/L	2.5	Yes
5/19/2010	Total Suspended Solids		5.2	mg/L	2.5	Yes
6/16/2010	Total Suspended Solids		13	mg/L	4.0	Yes
7/21/2010	Total Suspended Solids		6.2	mg/L	2.5	Yes
8/18/2010	Total Suspended Solids		7	mg/L	2.5	Yes
8/18/2010	Total Suspended Solids		5.2	mg/L	2.5	Yes
9/15/2010	Total Suspended Solids	<	2.5	mg/L	2.5	No
10/20/2010	Total Suspended Solids	<	2.5	mg/L	2.5	Yes
11/17/2010	Total Suspended Solids	<	5	mg/L	5.0	Yes
12/15/2010	Total Suspended Solids	<	5	mg/L	5.0	No
1/19/2011	Total Suspended Solids	<	5	mg/L	5.0	Yes
2/16/2011	Total Suspended Solids	<	5	mg/L	5.0	No
3/16/2011	Total Suspended Solids	<	5	mg/L	5.0	Yes
4/20/2011	Total Suspended Solids		33	mg/L	5.0	No
5/18/2011	Total Suspended Solids		110	mg/L	10	Yes
8/19/2009	Turbidity		5.1	NTU	0.5	Yes
8/19/2009	Turbidity		5	NTU	0.5	Yes
9/16/2009	Turbidity		2.6	NTU	0.5	No
10/21/2009	Turbidity		2.1	NTU	0.5	No
11/18/2009	Turbidity		8.2	NTU	0.5	Yes
12/15/2009	Turbidity		15	NTU	0.5	Yes
7/12/2006	Turbidity		5.8	NTU	0.5	No
8/9/2006	Turbidity		37	NTU	0.5	Yes
9/18/2006	Turbidity		6.8	NTU	0.5	

MY9 Stevens Mill Rd. Goose Creek

Collect Date	Analyte	Qualifier	Result	A Unit	MDL	Storm
10/3/2006	Turbidity		2.5	NTU	0.5	
11/8/2006	Turbidity		39	NTU	0.5	Yes
12/13/2006	Turbidity		4.6	NTU	0.5	No
1/29/2007	Turbidity		6.5	NTU	0.5	No
2/14/2007	Turbidity		60	NTU	0.5	
3/14/2007	Turbidity		6.9	NTU	0.5	
4/10/2007	Turbidity		3.3	NTU	0.5	
5/9/2007	Turbidity		5	NTU	0.5	
6/13/2007	Turbidity		5.8	NTU	0.5	
7/18/2007	Turbidity		5.1	NTU	0.5	
8/8/2007	Turbidity		4	NTU	0.5	
9/19/2007	Turbidity		1.2	NTU	0.5	
10/17/2007	Turbidity		3.1	NTU	0.5	
11/14/2007	Turbidity		1.2	NTU	0.5	
12/19/2007	Turbidity		12	NTU	0.5	
1/16/2008	Turbidity		6.7	NTU	0.5	
2/20/2008	Turbidity		13	NTU	0.5	
3/12/2008	Turbidity		11	NTU	0.5	No
4/16/2008	Turbidity		3.6	NTU	0.5	
5/22/2008	Turbidity		4.3	NTU	0.5	
6/18/2008	Turbidity		5.1	NTU	0.5	
7/16/2008	Turbidity		12	NTU	0.5	Yes
9/17/2008	Turbidity		18	NTU	0.5	Yes
10/15/2008	Turbidity		1.2	NTU	0.5	No
10/15/2008	Turbidity		1.9	NTU	0.5	No
11/19/2008	Turbidity		7	NTU	0.5	No
12/16/2008	Turbidity		11	NTU	0.5	Yes
1/22/2009	Turbidity		6.7	NTU	0.5	Yes
2/18/2009	Turbidity		35	NTU	0.5	Yes
3/19/2009	Turbidity		13	NTU	0.5	Yes
4/15/2009	Turbidity		5.4	NTU	0.5	Yes
5/20/2009	Turbidity		9	NTU	0.5	No
6/17/2009	Turbidity		75	NTU	0.5	Yes
7/15/2009	Turbidity		5.7	NTU	0.5	No
1/20/2010	Turbidity		21	NTU	0.5	Yes
2/17/2010	Turbidity		21	NTU	0.5	Yes
3/17/2010	Turbidity		9.5	NTU	0.5	No
4/21/2010	Turbidity		6.3	NTU	0.50	Yes
5/19/2010	Turbidity		9.7	NTU	0.50	Yes
6/16/2010	Turbidity		75	NTU	0.50	Yes
7/21/2010	Turbidity		15	NTU	0.50	Yes
8/18/2010	Turbidity		20	NTU	0.50	Yes
8/18/2010	Turbidity		20	NTU	0.50	Yes
9/15/2010	Turbidity		2.9	NTU	0.50	No
10/20/2010	Turbidity		3.1	NTU	0.50	Yes

MY9 Stevens Mill Rd. Goose Creek

Collect Date	Analyte	Qualifier	Result	A Unit	MDL	Storm
11/17/2010	Turbidity		1.5	NTU	0.50	Yes
12/15/2010	Turbidity		3.4	NTU	0.50	No
1/19/2011	Turbidity		4	NTU	0.50	Yes
2/16/2011	Turbidity		4.4	NTU	0.50	No
3/16/2011	Turbidity		6.6	NTU	0.50	Yes
4/20/2011	Turbidity		14	NTU	0.50	No
5/18/2011	Turbidity		75	NTU	0.50	Yes
8/19/2009	Zinc	<	10	ug/L	10	Yes
9/16/2009	Zinc		130	ug/L	30	No
10/21/2009	Zinc	<	10	ug/L	10	No
11/18/2009	Zinc	<	10	ug/L	10	Yes
12/15/2009	Zinc	<	10	ug/L	10	Yes
7/12/2006	Zinc	<	10	ug/L	10	No
8/9/2006	Zinc	<	10	ug/L	10	Yes
9/18/2006	Zinc	<	10	ug/L	10	
10/3/2006	Zinc	<	10	ug/L	10	
11/8/2006	Zinc		13	ug/L	10	Yes
12/13/2006	Zinc	<	10	ug/L	10	No
1/29/2007	Zinc	<	10	ug/L	10	No
2/14/2007	Zinc	<	10	ug/L	10	
3/14/2007	Zinc	<	10	ug/L	10	
4/10/2007	Zinc	<	10	ug/L	10	
5/9/2007	Zinc	<	10	ug/L	10	
6/13/2007	Zinc	<	10	ug/L	10	
7/18/2007	Zinc	<	10	ug/L	10	
8/8/2007	Zinc	<	10	ug/L	10	
9/19/2007	Zinc	<	10	ug/L	10	
10/17/2007	Zinc	<	10	ug/L	10	
11/14/2007	Zinc	<	10	ug/L	10	
12/19/2007	Zinc	<	10	ug/L	10	
1/16/2008	Zinc	<	10	ug/L	10	
2/20/2008	Zinc	<	10	ug/L	10	
3/12/2008	Zinc	<	10	ug/L	10	No
4/16/2008	Zinc	<	10	ug/L	10	
5/22/2008	Zinc	<	10	ug/L	10	
6/18/2008	Zinc	<	10	ug/L	10	
7/16/2008	Zinc	<	10	ug/L	10	Yes
8/20/2008	Zinc	<	10	ug/L	10	Yes
10/15/2008	Zinc		22	ug/L	10	No
10/15/2008	Zinc	<	10	ug/L	10	No
11/19/2008	Zinc	<	10	ug/L	10	No
12/16/2008	Zinc	<	10	ug/L	10	Yes
1/22/2009	Zinc		21	ug/L	10	Yes
2/18/2009	Zinc	<	10	ug/L	10	Yes
3/19/2009	Zinc	<	10	ug/L	10	Yes

MY9 Stevens Mill Rd. Goose Creek

Collect Date	Analyte	Qualifier	Result	A Unit	MDL	Storm
4/15/2009	Zinc	<	10	ug/L	10	Yes
5/20/2009	Zinc	<	10	ug/L	10	No
6/17/2009	Zinc	<	10	ug/L	10	Yes
7/15/2009	Zinc	<	10	ug/L	10	No
8/19/2009	Zinc	<	10	ug/L	10	Yes
1/20/2010	Zinc	<	10	ug/L	10	Yes
2/17/2010	Zinc	<	10	ug/L	10	Yes
3/17/2010	Zinc	<	10	ug/L	10	No
4/21/2010	Zinc	<	10	ug/L	10	Yes
5/19/2010	Zinc	<	10	ug/L	10	Yes
6/16/2010	Zinc	<	10	ug/L	10	Yes
7/21/2010	Zinc	<	10	ug/L	10	Yes
8/18/2010	Zinc	<	10	ug/L	10	Yes
8/18/2010	Zinc	<	10	ug/L	10	Yes
9/15/2010	Zinc	<	10	ug/L	10	No
10/20/2010	Zinc		10	ug/L	10	Yes
11/17/2010	Zinc	<	10	ug/L	10	Yes
12/15/2010	Zinc	<	10	ug/L	10	No
1/19/2011	Zinc	<	10	ug/L	10	Yes
2/16/2011	Zinc	<	10	ug/L	10	No
3/16/2011	Zinc		12	ug/L	10	Yes
4/20/2011	Zinc	<	10	ug/L	10	No
5/18/2011	Zinc		15	ug/L	10	Yes

MY9B Countrywoods Dr. Goose Creek

Collect Date	Analyte	Qualifier	Result	A Unit	MDL	Storm
4/6/2005	1,1,1,2-Tetrachloroethane	<	6	ug/L	6	No
5/2/2006	1,1,1,2-Tetrachloroethane	<	6	ug/L	6	
4/6/2005	1,1,1-Trichloroethane	<	5	ug/L	5	No
5/2/2006	1,1,1-Trichloroethane	<	5	ug/L	5	
4/6/2005	1,1,2,2-Tetrachloroethane	<	6	ug/L	6	No
5/2/2006	1,1,2,2-Tetrachloroethane	<	6	ug/L	6	
4/6/2005	1,1,2-Trichloroethane	<	5	ug/L	5	No
5/2/2006	1,1,2-Trichloroethane	<	5	ug/L	5	
4/6/2005	1,1-Dichloroethane	<	5	ug/L	5	No
5/2/2006	1,1-Dichloroethane	<	5	ug/L	5	
4/6/2005	1,1-Dichloroethene	<	5	ug/L	5	No
5/2/2006	1,1-Dichloroethene	<	5	ug/L	5	
4/6/2005	1,2,3-Trichloropropane	<	5	ug/L	5	No
5/2/2006	1,2,3-Trichloropropane	<	5	ug/L	5	
4/6/2005	1,2-Dibromo-3-Chloropropane	<	12	ug/L	12	No
5/2/2006	1,2-Dibromo-3-Chloropropane	<	12	ug/L	12	
4/6/2005	1,2-Dibromoethane	<	5	ug/L	5	No
5/2/2006	1,2-Dibromoethane	<	5	ug/L	5	
4/6/2005	1,2-Dichlorobenzene	<	5	ug/L	5	No
5/2/2006	1,2-Dichlorobenzene	<	5	ug/L	5	
4/6/2005	1,2-Dichloroethane	<	5	ug/L	5	No
5/2/2006	1,2-Dichloroethane	<	5	ug/L	5	
4/6/2005	1,2-Dichloropropane	<	5	ug/L	5	No
5/2/2006	1,2-Dichloropropane	<	5	ug/L	5	
4/6/2005	1,3-Dichlorobenzene	<	5	ug/L	5	No
5/2/2006	1,3-Dichlorobenzene	<	5	ug/L	5	
4/6/2005	1,4-Dichlorobenzene	<	5	ug/L	5	No
5/2/2006	1,4-Dichlorobenzene	<	5	ug/L	5	
4/6/2005	2-Butanone (MEK)	<	66	ug/L	66	No
5/2/2006	2-Butanone (MEK)	<	66	ug/L	66	
4/6/2005	2-Chloroethyl Vinyl Ether	<	18	ug/L	18	No
5/2/2006	2-Chloroethyl Vinyl Ether	<	18	ug/L	18	
4/6/2005	2-Hexanone	<	50	ug/L	50	No
5/2/2006	2-Hexanone	<	50	ug/L	50	
4/6/2005	4-Methyl-2-Pentanone	<	50	ug/L	50	No
5/2/2006	4-Methyl-2-Pentanone	<	50	ug/L	50	
4/6/2005	Acetone	<	50	ug/L	50	No
5/2/2006	Acetone	<	50	ug/L	50	
4/6/2005	Acrolein	<	100	ug/L	100	No
5/2/2006	Acrolein	<	100	ug/L	100	
4/6/2005	Acrylonitrile	<	100	ug/L	100	No
5/2/2006	Acrylonitrile	<	100	ug/L	100	
2/25/2002	Alkalinity		47	mg/L	1	No
5/30/2002	Alkalinity		54	mg/L	1	No

MY9B Countrywoods Dr. Goose Creek

Collect Date	Analyte	Qualifier	Result	A Unit	MDL	Storm
9/25/2002	Alkalinity		166	mg/L	1	No
11/25/2002	Alkalinity		44	mg/L	1	No
3/10/2003	Alkalinity		26	mg/L	1	No
5/14/2003	Alkalinity		43	mg/L	1	No
9/11/2003	Alkalinity		46	mg/L	1	No
11/3/2003	Alkalinity		55	mg/L	1	No
3/24/2004	Alkalinity		47	mg/L	1	No
6/30/2004	Alkalinity		51	mg/L	1	No
7/22/2004	Alkalinity		48	mg/L	3	
10/6/2004	Alkalinity		46	mg/L	3	
1/5/2005	Alkalinity		50	mg/L	3	
4/6/2005	Alkalinity		42	mg/L	3	
7/11/2005	Alkalinity		48	mg/L	3	
10/4/2005	Alkalinity		55	mg/L	3	No
1/10/2006	Alkalinity		39	mg/L	3	
5/2/2006	Alkalinity		46	mg/L	5	
2/25/2002	Ammonia-Nitrogen	<	0.04	mg/L	0.04	No
5/30/2002	Ammonia-Nitrogen		0.22	mg/L	0.04	No
9/25/2002	Ammonia-Nitrogen		1.5	mg/L	0.04	No
11/25/2002	Ammonia-Nitrogen	<	0.04	mg/L	0.04	No
3/10/2003	Ammonia-Nitrogen	<	0.04	mg/L	0.04	No
5/14/2003	Ammonia-Nitrogen		0.04	mg/L	0.04	No
9/11/2003	Ammonia-Nitrogen		0.38	mg/L	0.04	No
11/3/2003	Ammonia-Nitrogen		0.13	mg/L	0.04	No
3/24/2004	Ammonia-Nitrogen		0.06	mg/L	0.04	No
6/30/2004	Ammonia-Nitrogen		0.1	mg/L	0.04	No
7/22/2004	Ammonia-Nitrogen		0.29	mg/L	0.04	
10/6/2004	Ammonia-Nitrogen		0.05	mg/L	0.04	
1/5/2005	Ammonia-Nitrogen	<	0.05	mg/L	0.05	
4/6/2005	Ammonia-Nitrogen	<	0.1	mg/L	0.1	
7/11/2005	Ammonia-Nitrogen	<	0.1	mg/L	0.1	
10/4/2005	Ammonia-Nitrogen	<	0.1	mg/L	0.1	No
5/2/2006	Ammonia-Nitrogen	<	0.1	mg/L	0.1	
2/25/2002	Antimony	<	5	ug/L	5	No
5/30/2002	Antimony	<	5	ug/L	5	No
9/25/2002	Antimony	<	5	ug/L	5	No
11/25/2002	Antimony	<	5	ug/L	5	No
3/10/2003	Antimony	<	7	ug/L	5	No
5/14/2003	Antimony	<	7	ug/L	5	No
9/11/2003	Antimony	<	7	ug/L	5	No
11/3/2003	Antimony	<	7	ug/L	5	No
3/24/2004	Antimony	<	7	ug/L	5	No
6/30/2004	Antimony	<	7	ug/L	5	No
7/22/2004	Antimony	<	7	ug/L	7	

MY9B Countrywoods Dr. Goose Creek

Collect Date	Analyte	Qualifier	Result	A Unit	MDL	Storm
10/6/2004	Antimony	<	5	ug/L	5	
1/5/2005	Antimony	<	5	ug/L	5	
4/6/2005	Antimony	<	5	ug/L	5	
7/11/2005	Antimony	<	5	ug/L	5	
2/25/2002	Arsenic	<	5	ug/L	5	No
5/30/2002	Arsenic	<	5	ug/L	5	No
9/25/2002	Arsenic	<	5	ug/L	5	No
11/25/2002	Arsenic	<	5	ug/L	5	No
3/10/2003	Arsenic	<	5	ug/L	5	No
5/14/2003	Arsenic	<	5	ug/L	5	No
9/11/2003	Arsenic	<	5	ug/L	5	No
11/3/2003	Arsenic	<	5	ug/L	5	No
3/24/2004	Arsenic	<	5	ug/L	5	No
6/30/2004	Arsenic	<	5	ug/L	5	No
7/22/2004	Arsenic	<	5	ug/L	5	
10/6/2004	Arsenic	<	5	ug/L	5	
1/5/2005	Arsenic	<	5	ug/L	5	
4/6/2005	Arsenic	<	5	ug/L	5	
7/11/2005	Arsenic	<	5	ug/L	5	
2/25/2002	Barium	<	100	ug/L	100	No
5/30/2002	Barium	<	100	ug/L	100	No
9/25/2002	Barium	<	100	ug/L	100	No
11/25/2002	Barium	<	100	ug/L	100	No
3/10/2003	Barium	<	100	ug/L	100	No
5/14/2003	Barium	<	100	ug/L	100	No
9/11/2003	Barium	<	1290	ug/L	100	No
11/3/2003	Barium	<	500	ug/L	100	No
3/24/2004	Barium	<	500	ug/L	100	No
6/30/2004	Barium	<	500	ug/L	100	No
7/22/2004	Barium	<	500	ug/L	500	
10/6/2004	Barium	<	100	ug/L	100	
1/5/2005	Barium	<	100	ug/L	100	
4/6/2005	Barium	<	100	ug/L	100	
7/11/2005	Barium	<	100	ug/L	100	
4/6/2005	Benzene	<	5	ug/L	5	No
5/2/2006	Benzene	<	5	ug/L	5	
2/25/2002	Beryllium	<	25	ug/L	25	No
5/30/2002	Beryllium	<	2	ug/L	25	No
9/25/2002	Beryllium	<	25	ug/L	25	No
11/25/2002	Beryllium	<	25	ug/L	25	No
3/10/2003	Beryllium	<	25	ug/L	25	No
5/14/2003	Beryllium	<	25	ug/L	25	No
9/11/2003	Beryllium	<	25	ug/L	25	No
11/3/2003	Beryllium	<	25	ug/L	25	No

MY9B Countrywoods Dr. Goose Creek

Collect Date	Analyte	Qualifier	Result	A Unit	MDL	Storm
3/24/2004	Beryllium	<	25	ug/L	25	No
6/30/2004	Beryllium	<	25	ug/L	25	No
7/22/2004	Beryllium	<	25	ug/L	25	
10/6/2004	Beryllium	<	10	ug/L	10	
1/5/2005	Beryllium	<	10	ug/L	10	
4/6/2005	Beryllium	<	2	ug/L	2	
7/11/2005	Beryllium	<	2	ug/L	2	
2/25/2002	Biochemical Oxygen Demand	<	2	mg/L	0.1	No
5/30/2002	Biochemical Oxygen Demand		2.2	mg/L	0.1	No
9/25/2002	Biochemical Oxygen Demand		5.8	mg/L	0.1	No
11/25/2002	Biochemical Oxygen Demand	<	2	mg/L	0.1	No
3/10/2003	Biochemical Oxygen Demand	<	2	mg/L	0.1	No
5/14/2003	Biochemical Oxygen Demand		3.7	mg/L	0.1	No
9/11/2003	Biochemical Oxygen Demand	<	2	mg/L	0.1	No
11/3/2003	Biochemical Oxygen Demand	<	2	mg/L	0.1	No
3/24/2004	Biochemical Oxygen Demand	<	2	mg/L	0.1	No
6/30/2004	Biochemical Oxygen Demand	<	2	mg/L	0.1	No
7/22/2004	Biochemical Oxygen Demand	<	2	mg/L	2	
10/6/2004	Biochemical Oxygen Demand	<	2	mg/L	2	
1/5/2005	Biochemical Oxygen Demand	<	2	mg/L	2	
4/6/2005	Biochemical Oxygen Demand	<	2	mg/L	2	
7/11/2005	Biochemical Oxygen Demand	<	2	mg/L	2	
10/4/2005	Biochemical Oxygen Demand	<	2	mg/L	2	No
1/10/2006	Biochemical Oxygen Demand	<	2	mg/L	2	
5/2/2006	Biochemical Oxygen Demand	<	2	mg/L	2	
4/6/2005	Bromochloromethane	<	5	ug/L	5	No
5/2/2006	Bromochloromethane	<	5	ug/L	5	
4/6/2005	Bromodichloromethane	<	5	ug/L	5	No
5/2/2006	Bromodichloromethane	<	5	ug/L	5	
4/6/2005	Bromoform	<	5	ug/L	5	No
5/2/2006	Bromoform	<	5	ug/L	5	
4/6/2005	Bromomethane	<	14	ug/L	14	No
5/2/2006	Bromomethane	<	14	ug/L	14	
2/25/2002	Cadmium	<	2	ug/L	2	No
5/30/2002	Cadmium	<	5	ug/L	2	No
9/25/2002	Cadmium	<	2	ug/L	2	No
11/25/2002	Cadmium	<	2	ug/L	2	No
3/10/2003	Cadmium	<	2	ug/L	2	No
5/14/2003	Cadmium	<	2	ug/L	2	No
9/11/2003	Cadmium	<	2	ug/L	2	No
11/3/2003	Cadmium	<	2	ug/L	2	No
3/24/2004	Cadmium	<	2	ug/L	2	No
6/30/2004	Cadmium	<	2	ug/L	2	No
7/22/2004	Cadmium	<	2	ug/L	2	

MY9B Countrywoods Dr. Goose Creek

Collect Date	Analyte	Qualifier	Result	A Unit	MDL	Storm
10/6/2004	Cadmium	<	2	ug/L	2	
1/5/2005	Cadmium	<	2	ug/L	2	
4/6/2005	Cadmium	<	1	ug/L	1	
7/11/2005	Cadmium	<	1	ug/L	1	
4/6/2005	Carbon Disulfide	<	5	ug/L	5	No
5/2/2006	Carbon Disulfide	<	5	ug/L	5	
4/6/2005	Carbon Tetrachloride	<	5	ug/L	5	No
5/2/2006	Carbon Tetrachloride	<	5	ug/L	5	
2/25/2002	Chemical Oxygen Demand		5.7	mg/L	5.0	No
5/30/2002	Chemical Oxygen Demand		5.7	mg/L	5.0	No
9/25/2002	Chemical Oxygen Demand		15	mg/L	5.0	No
11/25/2002	Chemical Oxygen Demand		10.3	mg/L	5.0	No
3/10/2003	Chemical Oxygen Demand	<	13.5	mg/L	5.0	No
5/14/2003	Chemical Oxygen Demand	<	13.5	mg/L	5.0	No
9/11/2003	Chemical Oxygen Demand	<	13.5	mg/L	5.0	No
11/3/2003	Chemical Oxygen Demand	<	13.5	mg/L	5.0	No
3/24/2004	Chemical Oxygen Demand	<	13.5	mg/L	5.0	No
6/30/2004	Chemical Oxygen Demand	<	13.5	mg/L	5.0	No
7/22/2004	Chemical Oxygen Demand	<	13.5	mg/L	13.5	
10/6/2004	Chemical Oxygen Demand	<	13.5	mg/L	13.5	
1/5/2005	Chemical Oxygen Demand	<	13.5	mg/L	13.5	
4/6/2005	Chemical Oxygen Demand		18.9	mg/L	15	
7/11/2005	Chemical Oxygen Demand	<	15	mg/L	15	
10/4/2005	Chemical Oxygen Demand	<	15	mg/L	15	No
1/10/2006	Chemical Oxygen Demand	<	15	mg/L	15	
5/2/2006	Chemical Oxygen Demand	<	10	mg/L	10	
4/6/2005	Chlorobenzene	<	5	ug/L	5	No
5/2/2006	Chlorobenzene	<	5	ug/L	5	
4/6/2005	Chloroethane	<	10	ug/L	10	No
5/2/2006	Chloroethane	<	10	ug/L	10	
4/6/2005	Chloroform	<	5	ug/L	5	No
5/2/2006	Chloroform	<	5	ug/L	5	
4/6/2005	Chloromethane	<	21	ug/L	21	No
5/2/2006	Chloromethane	<	21	ug/L	21	
2/25/2002	Chromium	<	5	ug/L	5	No
5/30/2002	Chromium	<	5	ug/L	5	No
9/25/2002	Chromium	<	5	ug/L	5	No
11/25/2002	Chromium	<	5	ug/L	5	No
3/10/2003	Chromium	<	5	ug/L	5	No
5/14/2003	Chromium	<	5	ug/L	5	No
9/11/2003	Chromium	<	5	ug/L	5	No
11/3/2003	Chromium	<	5	ug/L	5	No
3/24/2004	Chromium	<	5	ug/L	5	No
6/30/2004	Chromium	<	5	ug/L	5	No

MY9B Countrywoods Dr. Goose Creek

Collect Date	Analyte	Qualifier	Result	A Unit	MDL	Storm
7/22/2004	Chromium	<	5	ug/L	5	
10/6/2004	Chromium	<	5	ug/L	5	
1/5/2005	Chromium	<	5	ug/L	5	
4/6/2005	Chromium	<	5	ug/L	5	
7/11/2005	Chromium	<	5	ug/L	5	
4/6/2005	Cis-1,2- Dichloroethene	<	5	ug/L	5	No
5/2/2006	Cis-1,2- Dichloroethene	<	5	ug/L	5	
4/6/2005	Cis-1,3-Dichloropropene	<	5	ug/L	5	No
5/2/2006	Cis-1,3-Dichloropropene	<	5	ug/L	5	
2/25/2002	Copper	<	0.05	ug/L	0.05	No
5/30/2002	Copper	<	0.05	ug/L	0.05	No
9/25/2002	Copper	<	0.05	ug/L	0.05	No
11/25/2002	Copper	<	0.05	ug/L	0.05	No
3/10/2003	Copper	<	0.004	ug/L	0.05	No
5/14/2003	Copper	<	4	ug/L	0.05	No
9/11/2003	Copper	<	62	ug/L	0.05	No
11/3/2003	Copper	<	4	ug/L	0.05	No
3/24/2004	Copper	<	4	ug/L	0.05	No
6/30/2004	Copper	<	62	ug/L	0.05	No
7/22/2004	Copper	<	4	ug/L	4	
10/6/2004	Copper	<	2	ug/L	2	
1/5/2005	Copper	<	2	ug/L	2	
4/6/2005	Copper	<	2	ug/L	2	
7/11/2005	Copper	<	2	ug/L	2	
4/6/2005	Dibromemethane	<	5	ug/L	5	No
5/2/2006	Dibromemethane	<	5	ug/L	5	
4/6/2005	Dibromochloromethane	<	5	ug/L	5	No
5/2/2006	Dibromochloromethane	<	5	ug/L	5	
7/11/2005	E. Coli		210	MPN /100	1	No
8/22/2005	E. Coli		170	MPN /100	1	No
9/12/2005	E. Coli		2400	MPN /100	1	No
10/4/2005	E. Coli		280	MPN /100	1	No
11/9/2005	E. Coli		280	MPN /100	1	No
12/21/2005	E. Coli		1100	MPN /100	1	No
1/10/2006	E. Coli		160	MPN /100	1	No
2/16/2006	E. Coli		660	MPN /100	1	No
3/29/2006	E. Coli		870	MPN /100	1	No
5/2/2006	E. Coli		1700	MPN /100	1	No
5/17/2006	E. Coli		410	MPN /100	1	No
6/8/2006	E. Coli		220	MPN /100	1	
6/20/2006	E. Coli		460	MPN /100	1	No
4/6/2005	Ethylbenzene	<	5	ug/L	5	No
5/2/2006	Ethylbenzene	<	5	ug/L	5	
2/25/2002	Fecal Coliform		120	CFU/100 m	1	No

MY9B Countrywoods Dr. Goose Creek

Collect Date	Analyte	Qualifier	Result	A Unit	MDL	Storm
6/18/2002	Fecal Coliform		3500	CFU/100 n	1	No
9/25/2002	Fecal Coliform		820	CFU/100 n	1	No
11/25/2002	Fecal Coliform		640	CFU/100 n	1	No
3/10/2003	Fecal Coliform		550	CFU/100 n	1	No
5/14/2003	Fecal Coliform		470	CFU/100 n	1	No
9/11/2003	Fecal Coliform		500	CFU/100 n	1	No
11/3/2003	Fecal Coliform		460	CFU/100 n	1	No
3/24/2004	Fecal Coliform		700	CFU/100 n	1	No
6/30/2004	Fecal Coliform		1400	CFU/100 n	1	No
8/10/2004	Fecal Coliform		3400	CFU/100 n	1	No
9/22/2004	Fecal Coliform		680	CFU/100 n	1	No
10/6/2004	Fecal Coliform		260	CFU/100 n	1	
11/2/2004	Fecal Coliform		180	CFU/100 n	1	No
12/15/2004	Fecal Coliform		290	CFU/100 n	1	No
1/5/2005	Fecal Coliform		1200	CFU/100 n	1	No
1/19/2005	Fecal Coliform		1300	CFU/100 n	10	
1/24/2005	Fecal Coliform		390	CFU/100 n	10	
2/8/2005	Fecal Coliform		1300	CFU/100 n	10	No
3/7/2005	Fecal Coliform		990	CFU/100 n	10	No
4/6/2005	Fecal Coliform		1100	CFU/100 n	10	No
4/26/2005	Fecal Coliform		250	CFU/100 n	10	
5/9/2005	Fecal Coliform		1400	CFU/100 n	10	No
6/15/2005	Fecal Coliform		530	CFU/100 n	10	No
7/11/2005	Fecal Coliform		160	CFU/100 n	10	No
8/22/2005	Fecal Coliform		220	CFU/100 n	10	No
9/12/2005	Fecal Coliform		1100	CFU/100 n	10	No
9/22/2005	Fecal Coliform		160	CFU/100 n	10	
10/4/2005	Fecal Coliform		290	CFU/100 n	10	No
11/9/2005	Fecal Coliform		210	CFU/100 n	10	No
12/21/2005	Fecal Coliform		760	CFU/100 n	10	No
1/10/2006	Fecal Coliform		620	CFU/100 n	10	No
2/16/2006	Fecal Coliform		240	CFU/100 n	10	No
3/29/2006	Fecal Coliform		110	CFU/100 n	10	No
5/2/2006	Fecal Coliform		570	CFU/100 n	10	No
5/17/2006	Fecal Coliform		370	CFU/100 n	10	No
6/8/2006	Fecal Coliform		390	CFU/100 n	10	
6/20/2006	Fecal Coliform		270	CFU/100 n	10	No
4/6/2005	Iodomethane	<	16	ug/L	16	No
5/2/2006	Iodomethane	<	16	ug/L	16	
2/25/2002	Iron		0.71	ug/L	0.05	No
5/30/2002	Iron		1.08	ug/L	0.05	No
9/25/2002	Iron		0.72	ug/L	0.05	No
11/25/2002	Iron		0.65	ug/L	0.05	No
3/10/2003	Iron		0.92	ug/L	0.05	No

MY9B Countrywoods Dr. Goose Creek

Collect Date	Analyte	Qualifier	Result	A Unit	MDL	Storm
5/14/2003	Iron		1340	ug/L	0.05	No
9/11/2003	Iron		740	ug/L	0.05	No
11/3/2003	Iron		557	ug/L	0.05	No
3/24/2004	Iron		1013	ug/L	0.05	No
6/30/2004	Iron		1213	ug/L	0.05	No
7/22/2004	Iron		791	ug/L	50	
10/6/2004	Iron		710	ug/L	50	
1/5/2005	Iron		830	ug/L	50	
4/6/2005	Iron		820	ug/L	50	
7/11/2005	Iron		630	ug/L	50	
2/25/2002	Lead	<	5	ug/L	5	No
5/30/2002	Lead	<	5	ug/L	5	No
9/25/2002	Lead	<	5	ug/L	5	No
11/25/2002	Lead	<	5	ug/L	5	No
3/10/2003	Lead	<	5	ug/L	5	No
5/14/2003	Lead	<	5	ug/L	5	No
9/11/2003	Lead	<	5	ug/L	5	No
11/3/2003	Lead	<	5	ug/L	5	No
3/24/2004	Lead	<	5	ug/L	5	No
6/30/2004	Lead	<	5	ug/L	5	No
7/22/2004	Lead	<	5	ug/L	5	
10/6/2004	Lead	<	5	ug/L	5	
1/5/2005	Lead	<	5	ug/L	5	
4/6/2005	Lead	<	5	ug/L	5	
7/11/2005	Lead	<	5	ug/L	5	
2/25/2002	Manganese		0.07	ug/L	0.02	No
5/30/2002	Manganese		0.16	ug/L	0.02	No
9/25/2002	Manganese		0.09	ug/L	0.02	No
11/25/2002	Manganese		0.13	ug/L	0.02	No
3/10/2003	Manganese		0.09	ug/L	0.02	No
5/14/2003	Manganese		90	ug/L	0.02	No
9/11/2003	Manganese	<	32	ug/L	0.02	No
11/3/2003	Manganese		50	ug/L	0.02	No
3/24/2004	Manganese		117	ug/L	0.02	No
6/30/2004	Manganese		231	ug/L	0.02	No
7/22/2004	Manganese		129	ug/L	32	
10/6/2004	Manganese		51	ug/L	10	
1/5/2005	Manganese		47	ug/L	10	
4/6/2005	Manganese		84	ug/L	10	
7/11/2005	Manganese		54	ug/L	10	
2/25/2002	Mercury	<	0.2	ug/L	0.2	No
5/30/2002	Mercury	<	0.2	ug/L	0.2	No
9/25/2002	Mercury	<	0.2	ug/L	0.2	No
11/25/2002	Mercury	<	0.2	ug/L	0.2	No

MY9B Countrywoods Dr. Goose Creek

Collect Date	Analyte	Qualifier	Result	A Unit	MDL	Storm
3/10/2003	Mercury	<	0.2	ug/L	0.2	No
5/14/2003	Mercury	<	0.2	ug/L	0.2	No
9/11/2003	Mercury	<	0.2	ug/L	0.2	No
11/3/2003	Mercury	<	0.2	ug/L	0.2	No
3/24/2004	Mercury	<	0.2	ug/L	0.2	No
6/30/2004	Mercury	<	0.2	ug/L	0.2	No
7/22/2004	Mercury, Total	<	0.3	ug/L	0.3	
10/6/2004	Mercury, Total	<	0.3	ug/L	0.3	
1/5/2005	Mercury, Total	<	0.2	ug/L	0.2	
4/6/2005	Mercury, Total	<	0.2	ug/L	0.2	
7/11/2005	Mercury, Total	<	0.2	ug/L	0.2	
4/6/2005	Methylene Chloride	<	5	ug/L	5	No
5/2/2006	Methylene Chloride	<	5	ug/L	5	
4/6/2005	Methyl-tert-butyl-ether (MTBE)	<	0.5	ug/L	0.5	No
5/2/2006	Methyl-tert-butyl-ether (MTBE)	<	0.5	ug/L	0.5	
2/25/2002	Nickel	<	10	ug/L	10	No
5/30/2002	Nickel	<	10	ug/L	10	No
9/25/2002	Nickel	<	10	ug/L	10	No
11/25/2002	Nickel	<	10	ug/L	10	No
3/10/2003	Nickel	<	10	ug/L	10	No
5/14/2003	Nickel	<	5	ug/L	10	No
9/11/2003	Nickel	<	5	ug/L	10	No
11/3/2003	Nickel	<	5	ug/L	10	No
3/24/2004	Nickel	<	5	ug/L	10	No
6/30/2004	Nickel	<	5	ug/L	10	No
7/22/2004	Nickel	<	5	ug/L	5	
10/6/2004	Nickel		5	ug/L	5	
1/5/2005	Nickel		5	ug/L	5	
4/6/2005	Nickel		5	ug/L	5	
7/11/2005	Nickel		5	ug/L	5	
2/25/2002	Nitrate		0.23	mg/L	0.05	No
5/30/2002	Nitrate		1.2	mg/L	0.05	No
9/25/2002	Nitrate		1.55	mg/L	0.05	No
11/25/2002	Nitrate		0.49	mg/L	0.05	No
3/10/2003	Nitrate		0.64	mg/L	0.05	No
5/14/2003	Nitrate		0.84	mg/L	0.05	No
9/11/2003	Nitrate		0.88	mg/L	0.05	No
11/3/2003	Nitrate		0.62	mg/L	0.05	No
3/24/2004	Nitrate		0.53	mg/L	0.05	No
6/30/2004	Nitrate		1.03	mg/L	0.05	No
7/22/2004	Nitrate		1.12	mg/L	0.05	
10/6/2004	Nitrate		0.68	mg/L	0.05	
1/5/2005	Nitrate		0.68	mg/L	0.05	
4/6/2005	Nitrate/Nitrite		0.71	mg/L	0.05	

MY9B Countrywoods Dr. Goose Creek

Collect Date	Analyte	Qualifier	Result	A Unit	MDL	Storm
7/11/2005	Nitrate/Nitrite		1.06	mg/L	0.05	
10/4/2005	Nitrate/Nitrite		0.42	mg/L	0.05	No
1/10/2006	Nitrate/Nitrite		0.65	mg/L	0.05	
5/2/2006	Nitrate/Nitrite		0.84	mg/L	0.05	
2/25/2002	Nitrite	<	0.05	mg/L	0.05	No
5/30/2002	Nitrite		0.17	mg/L	0.05	No
9/25/2002	Nitrite		1	mg/L	0.05	No
11/25/2002	Nitrite	<	0.05	mg/L	0.05	No
3/10/2003	Nitrite	<	0.05	mg/L	0.05	No
5/14/2003	Nitrite	<	0.05	mg/L	0.05	No
9/11/2003	Nitrite	<	0.05	mg/L	0.05	No
11/3/2003	Nitrite	<	0.05	mg/L	0.05	No
3/24/2004	Nitrite	<	0.05	mg/L	0.05	No
6/30/2004	Nitrite	<	0.05	mg/L	0.05	No
7/22/2004	Nitrite	<	0.05	mg/L	0.5	
10/6/2004	Nitrite	<	0.05	mg/L	0.05	
1/5/2005	Nitrite	<	0.05	mg/L	0.05	
2/25/2002	Selenium	<	5	ug/L	5	No
5/30/2002	Selenium	<	5	ug/L	5	No
9/25/2002	Selenium	<	5	ug/L	5	No
11/25/2002	Selenium	<	5	ug/L	5	No
3/10/2003	Selenium	<	5	ug/L	5	No
5/14/2003	Selenium	<	5	ug/L	5	No
9/11/2003	Selenium	<	5	ug/L	5	No
11/3/2003	Selenium	<	5	ug/L	5	No
3/24/2004	Selenium	<	5	ug/L	5	No
6/30/2004	Selenium	<	5	ug/L	5	No
7/22/2004	Selenium	<	5	ug/L	5	
10/6/2004	Selenium	<	5	ug/L	5	
1/5/2005	Selenium	<	5	ug/L	5	
4/6/2005	Selenium	<	5	ug/L	5	
7/11/2005	Selenium	<	5	ug/L	5	
2/25/2002	Silver	<	5	ug/L	5	No
5/30/2002	Silver	<	5	ug/L	5	No
9/25/2002	Silver	<	5	ug/L	5	No
11/25/2002	Silver	<	5	ug/L	5	No
3/10/2003	Silver	<	5	ug/L	5	No
5/14/2003	Silver	<	5	ug/L	5	No
9/11/2003	Silver	<	5	ug/L	5	No
11/3/2003	Silver	<	5	ug/L	5	No
3/24/2004	Silver	<	5	ug/L	5	No
6/30/2004	Silver	<	5	ug/L	5	No
7/22/2004	Silver	<	5	ug/L	5	
10/6/2004	Silver	<	5	ug/L	5	

MY9B Countrywoods Dr. Goose Creek

Collect Date	Analyte	Qualifier	Result	A Unit	MDL	Storm
1/5/2005	Silver	<	5	ug/L	5	
4/6/2005	Silver	<	5	ug/L	5	
7/11/2005	Silver	<	5	ug/L	5	
4/6/2005	Styrene	<	6	ug/L	6	No
5/2/2006	Styrene	<	6	ug/L	6	
4/6/2005	Tetrachloroethene	<	5	ug/L	5	No
5/2/2006	Tetrachloroethene	<	5	ug/L	5	
2/25/2002	Thallium	<	5	ug/L	5	No
5/30/2002	Thallium	<	5	ug/L	5	No
9/25/2002	Thallium	<	5	ug/L	5	No
11/25/2002	Thallium	<	5	ug/L	5	No
3/10/2003	Thallium	<	5	ug/L	5	No
5/14/2003	Thallium	<	5	ug/L	5	No
9/11/2003	Thallium	<	5	ug/L	5	No
11/3/2003	Thallium	<	5	ug/L	5	No
3/24/2004	Thallium	<	5	ug/L	5	No
6/30/2004	Thallium	<	5	ug/L	5	No
7/22/2004	Thallium	<	5	ug/L	5	
10/6/2004	Thallium	<	5	ug/L	5	
1/5/2005	Thallium	<	5	ug/L	5	
4/6/2005	Thallium	<	5	ug/L	5	
7/11/2005	Thallium	<	5	ug/L	5	
4/6/2005	Toluene	<	5	ug/L	5	No
5/2/2006	Toluene	<	5	ug/L	5	
2/25/2002	Total Kjeldahl Nitrogen		0.33	mg/L	0.15	No
5/30/2002	Total Kjeldahl Nitrogen		0.66	mg/L	0.15	No
9/25/2002	Total Kjeldahl Nitrogen		2.5	mg/L	0.15	No
11/25/2002	Total Kjeldahl Nitrogen		0.3	mg/L	0.15	No
3/10/2003	Total Kjeldahl Nitrogen	<	0.28	mg/L	0.15	No
5/14/2003	Total Kjeldahl Nitrogen		0.5	mg/L	0.15	No
9/11/2003	Total Kjeldahl Nitrogen		0.56	mg/L	0.15	No
11/3/2003	Total Kjeldahl Nitrogen		0.45	mg/L	0.15	No
3/24/2004	Total Kjeldahl Nitrogen		0.45	mg/L	0.15	No
6/30/2004	Total Kjeldahl Nitrogen		0.56	mg/L	0.15	No
7/22/2004	Total Kjeldahl Nitrogen		0.69	mg/L	0.28	
10/6/2004	Total Kjeldahl Nitrogen		0.44	mg/L	0.28	
1/5/2005	Total Kjeldahl Nitrogen	<	0.28	mg/L	0.28	
4/6/2005	Total Kjeldahl Nitrogen		0.54	mg/L	0.28	
7/11/2005	Total Kjeldahl Nitrogen	<	0.28	mg/L	0.28	
10/4/2005	Total Kjeldahl Nitrogen		0.35	mg/L	0.25	No
1/10/2006	Total Kjeldahl Nitrogen		0.34	mg/L	0.25	
5/2/2006	Total Kjeldahl Nitrogen		0.39	mg/L	0.25	
2/25/2002	Total Phosphorus		0.019	mg/L	0.05	No
5/30/2002	Total Phosphorus		0.1	mg/L	0.05	No

MY9B Countrywoods Dr. Goose Creek

Collect Date	Analyte	Qualifier	Result	A Unit	MDL	Storm
9/25/2002	Total Phosphorus		0.09	mg/L	0.05	No
11/25/2002	Total Phosphorus		0.023	mg/L	0.05	No
3/10/2003	Total Phosphorus		0.029	mg/L	0.05	No
5/14/2003	Total Phosphorus		0.032	mg/L	0.05	No
9/11/2003	Total Phosphorus		0.036	mg/L	0.05	No
11/3/2003	Total Phosphorus		0.034	mg/L	0.05	No
3/24/2004	Total Phosphorus		0.023	mg/L	0.05	No
6/30/2004	Total Phosphorus		0.11	mg/L	0.05	No
7/22/2004	Total Phosphorus		0.06	mg/L	0.021	
10/6/2004	Total Phosphorus		0.032	mg/L	0.021	
1/5/2005	Total Phosphorus		0.032	mg/L	0.021	
4/6/2005	Total Phosphorus		0.07	mg/L	0.021	
7/11/2005	Total Phosphorus		0.07	mg/L	0.021	
10/4/2005	Total Phosphorus		0.053	mg/L	0.01	No
1/10/2006	Total Phosphorus		0.024	mg/L	0.01	
5/2/2006	Total Phosphorus		0.042	mg/L	0.01	
2/25/2002	Total Solids	<	84	mg/L	1	No
5/30/2002	Total Solids		135	mg/L	1	No
9/25/2002	Total Solids		145	mg/L	1	No
11/25/2002	Total Solids		115	mg/L	1	No
3/10/2003	Total Solids		99	mg/L	1	No
5/14/2003	Total Solids		95	mg/L	1	No
9/11/2003	Total Solids		104	mg/L	1	No
11/3/2003	Total Solids		114	mg/L	1	No
3/24/2004	Total Solids		100	mg/L	1	No
6/30/2004	Total Solids		114	mg/L	1	No
7/22/2004	Total Solids		112	mg/L	38	
10/6/2004	Total Solids		98	mg/L	38	
1/5/2005	Total Solids		113	mg/L	38	
4/6/2005	Total Solids		99	mg/L	38	
7/11/2005	Total Solids		115	mg/L	38	
10/4/2005	Total Solids		116	mg/L	38	No
1/10/2006	Total Solids		101	mg/L	38	
5/2/2006	Total Solids		106	mg/L	38	
2/25/2002	Total Suspended Solids	<	1	mg/L	1	No
5/30/2002	Total Suspended Solids		4	mg/L	1	No
9/25/2002	Total Suspended Solids		4	mg/L	1	No
11/25/2002	Total Suspended Solids	<	1	mg/L	1	No
3/10/2003	Total Suspended Solids	<	5	mg/L	1	No
5/14/2003	Total Suspended Solids	<	5	mg/L	1	No
9/11/2003	Total Suspended Solids	<	5	mg/L	1	No
11/3/2003	Total Suspended Solids	<	5	mg/L	1	No
3/24/2004	Total Suspended Solids	<	5	mg/L	1	No
6/30/2004	Total Suspended Solids	<	5	mg/L	1	No

MY9B Countrywoods Dr. Goose Creek

Collect Date	Analyte	Qualifier	Result	A Unit	MDL	Storm
7/22/2004	Total Suspended Solids	<	5	mg/L	5	
10/6/2004	Total Suspended Solids	<	5	mg/L	5	
1/5/2005	Total Suspended Solids	<	5	mg/L	5	
4/6/2005	Total Suspended Solids	<	5	mg/L	5	
7/11/2005	Total Suspended Solids	<	5	mg/L	5	
10/4/2005	Total Suspended Solids	<	5	mg/L	5	No
1/10/2006	Total Suspended Solids		2.8	mg/L	2.4	
5/2/2006	Total Suspended Solids		5.4	mg/L	2	
4/6/2005	Total Xylenes	<	17	ug/L	17	No
5/2/2006	Total Xylenes	<	17	ug/L	17	
4/6/2005	Trans-1,2-dichloroethene	<	5	ug/L	5	No
5/2/2006	Trans-1,2-dichloroethene	<	5	ug/L	5	
4/6/2005	Trans-1,3-dichloropropene	<	5	ug/L	5	No
5/2/2006	Trans-1,3-dichloropropene	<	5	ug/L	5	
4/6/2005	Trans-1,4-dichloro-2-butene	<	6	ug/L	6	No
5/2/2006	Trans-1,4-dichloro-2-butene	<	6	ug/L	6	
4/6/2005	Trichloroethene	<	5	ug/L	5	No
5/2/2006	Trichloroethene	<	5	ug/L	5	
4/6/2005	Trichlorofluoromethane	<	10	ug/L	10	No
5/2/2006	Trichlorofluoromethane	<	10	ug/L	10	
2/25/2002	Turbidity		4	NTU	1	No
5/30/2002	Turbidity		9	NTU	1	No
9/25/2002	Turbidity		5	NTU	1	No
11/25/2002	Turbidity		3	NTU	1	No
3/10/2003	Turbidity		13	NTU	1	No
5/14/2003	Turbidity		6	NTU	1	No
9/11/2003	Turbidity		6	NTU	1	No
11/3/2003	Turbidity		4	NTU	1	No
3/24/2004	Turbidity		4	NTU	1	No
6/30/2004	Turbidity		9	NTU	1	No
7/22/2004	Turbidity		9	NTU	0.5	
10/6/2004	Turbidity		7	NTU	0.5	
1/5/2005	Turbidity		8	NTU	0.5	
4/6/2005	Turbidity		7	NTU	0.5	
7/11/2005	Turbidity		8.3	NTU	0.5	
10/4/2005	Turbidity		5.3	NTU	0.5	No
1/10/2006	Turbidity		9.2	NTU	0.5	
5/2/2006	Turbidity		7.6	NTU	0.5	
4/6/2005	Vinyl Acetate	<	5	ug/L	5	No
5/2/2006	Vinyl Acetate	<	5	ug/L	5	
4/6/2005	Vinyl Chloride	<	10	ug/L	10	No
5/2/2006	Vinyl Chloride	<	10	ug/L	10	
2/25/2002	Zinc	<	0.01	ug/L	0.01	No
5/30/2002	Zinc	<	0.01	ug/L	0.01	No

MY9B Countrywoods Dr. Goose Creek

Collect Date	Analyte	Qualifier	Result	A Unit	MDL	Storm
9/25/2002	Zinc	<	0.01	ug/L	0.01	No
11/25/2002	Zinc	<	0.01	ug/L	0.01	No
3/10/2003	Zinc	<	0.017	ug/L	0.01	No
5/14/2003	Zinc	<	17	ug/L	0.01	No
9/11/2003	Zinc	<	17	ug/L	0.01	No
11/3/2003	Zinc		18	ug/L	0.01	No
3/24/2004	Zinc	<	17	ug/L	0.01	No
6/30/2004	Zinc	<	17	ug/L	0.01	No
7/22/2004	Zinc	<	17	ug/L	17	
10/6/2004	Zinc	<	10	ug/L	10	
1/5/2005	Zinc	<	10	ug/L	10	
4/6/2005	Zinc	<	10	ug/L	10	
7/11/2005	Zinc	<	10	ug/L	10	

MY9D Downstream I485 Goose Creek

Collect Date	Analyte	Qualifier	Result	A Unit	MDL	Storm
6/20/2002	Alkalinity		48	mg/L	1	Unknown
6/20/2002	Ammonia-Nitrogen	<	0.04	mg/L	0.04	Unknown
6/20/2002	Antimony	<	5	ug/L	5	Unknown
6/20/2002	Arsenic	<	5	ug/L	5	Unknown
6/20/2002	Barium	<	100	ug/L	100	Unknown
6/20/2002	Beryllium	<	25	ug/L	25	Unknown
6/20/2002	Biochemical Oxygen Demand	<	2	mg/L	0.1	Unknown
6/20/2002	Cadmium	<	2	ug/L	2	Unknown
6/20/2002	Chemical Oxygen Demand		8.8	mg/L	5.0	Unknown
6/20/2002	Chromium	<	5	ug/L	5	Unknown
6/20/2002	Copper	<	0.05	ug/L	0.05	Unknown
6/20/2002	Fecal Coliform		140	CFU/100 ml	1	Unknown
6/20/2002	Iron		0.83	ug/L	0.05	Unknown
6/20/2002	Lead	<	5	ug/L	5	Unknown
6/20/2002	Manganese		0.08	ug/L	0.02	Unknown
6/20/2002	Mercury	<	0.2	ug/L	0.2	Unknown
6/20/2002	Nickel	<	10	ug/L	10	Unknown
6/20/2002	Nitrate		6.86	mg/L	0.05	Unknown
6/20/2002	Nitrite	<	0.05	mg/L	0.05	Unknown
6/20/2002	Selenium	<	5	ug/L	5	Unknown
6/20/2002	Silver	<	5	ug/L	5	Unknown
6/20/2002	Thallium	<	5	ug/L	5	Unknown
6/20/2002	Total Kjeldahl Nitrogen		0.99	mg/L	0.15	Unknown
6/20/2002	Total Phosphorus		0.8	mg/L	0.05	Unknown
6/20/2002	Total Solids		184	mg/L	1	Unknown
6/20/2002	Total Suspended Solids		15	mg/L	1	Unknown
6/20/2002	Turbidity		14	NTU	1	Unknown
6/20/2002	Zinc		0.03	ug/L	0.01	Unknown

MY9F Goose Creek

Collect Da	Analyte	Qualifier	Result	A Unit	MDL	Storm
10/28/10	Fecal Coliform		250	CFU/100 ml	10	
11/4/10	Fecal Coliform		8200	CFU/100 ml	100	
11/9/10	Fecal Coliform		220	CFU/100 ml	10	
11/16/10	Fecal Coliform		2200	CFU/100 ml	10	
11/23/10	Fecal Coliform		170	CFU/100 ml	10	
1/13/2011	Fecal Coliform		480	CFU/100 ml	10	
1/6/2011	Fecal Coliform		630	CFU/100 ml	10	
1/20/2011	Fecal Coliform		1500	CFU/100 ml	10	
1/27/2011	Fecal Coliform		890	CFU/100 ml	10	
2/3/2011	Fecal Coliform		200	CFU/100 ml	10	

Charts Showing Fecal Coliform Trends at Goose Creek

Figures for Goose Creek Annual Average of Fecal Coliform for Monitoring Sites MY9, MY9A, and MY9B

MY9

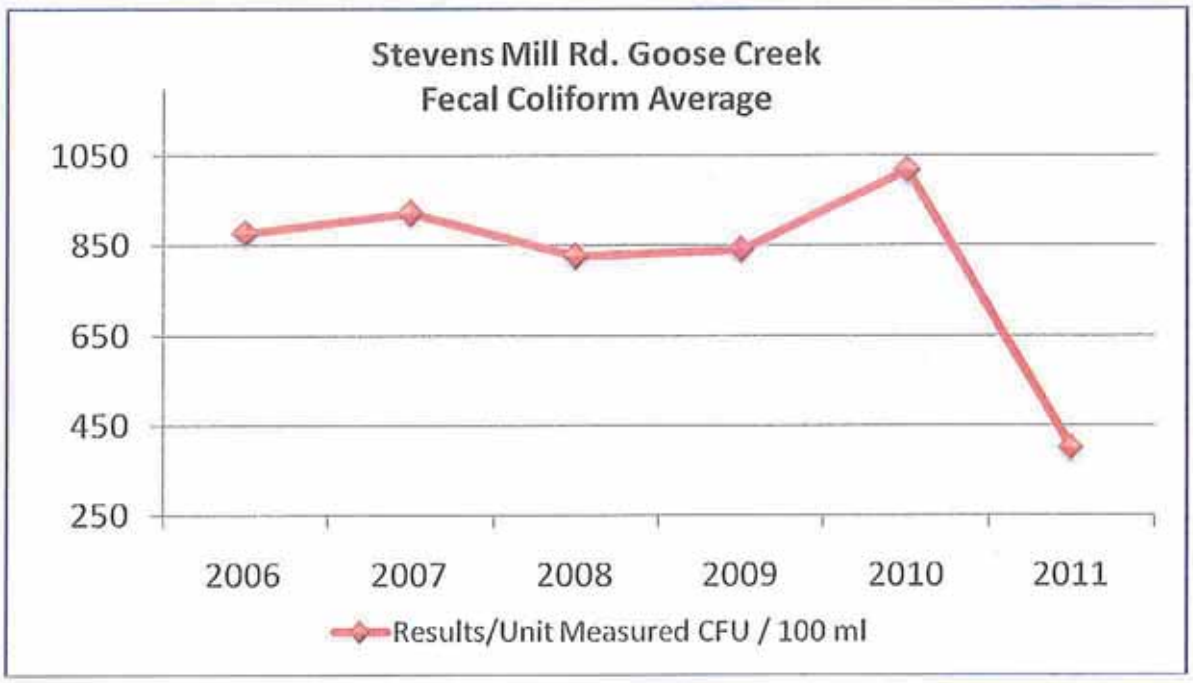

Table 1 Fecal Coliform Annual Average

Year	CFU / 100 ml
2006	876.4
2007	921.2
2008	824.3
2009	839.1
2010	1015.0
2011	398.0

MY9A

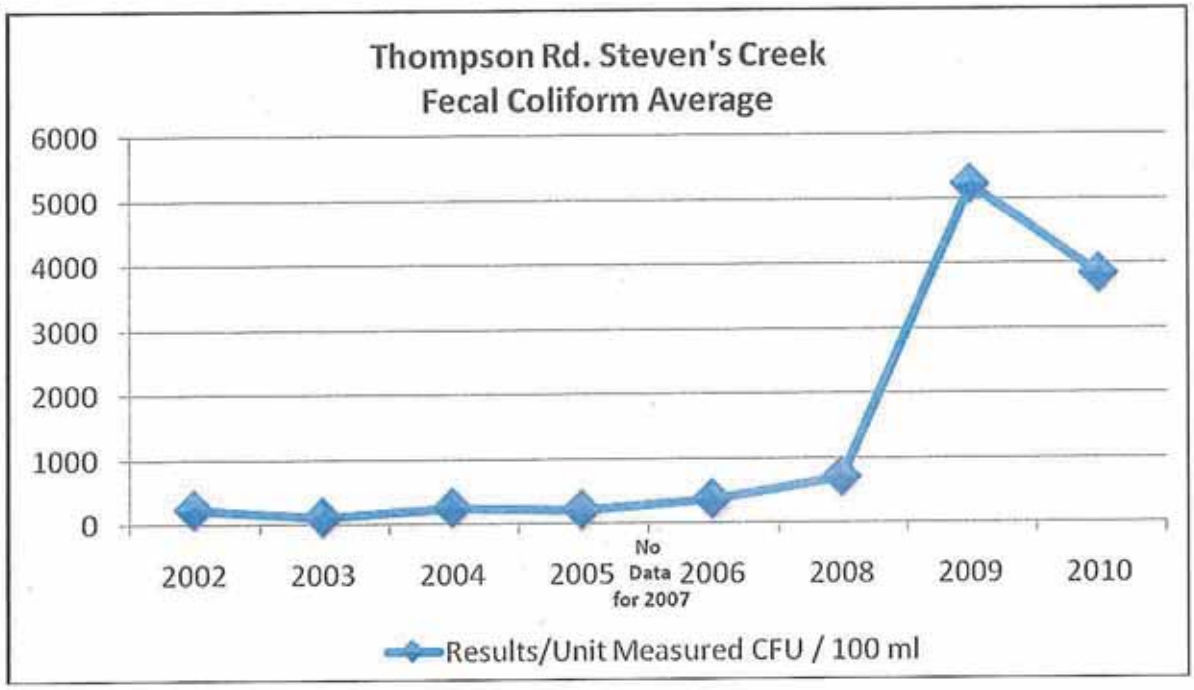

Table 2 Fecal Coliform Annual Average

Year	CFU / 100 ml
2002	230.0
2003	114.5
2004	249.6
2005	211.8
2006	359.9
2008	701.6
2009	5218.0
2010	3820.0

MY9B

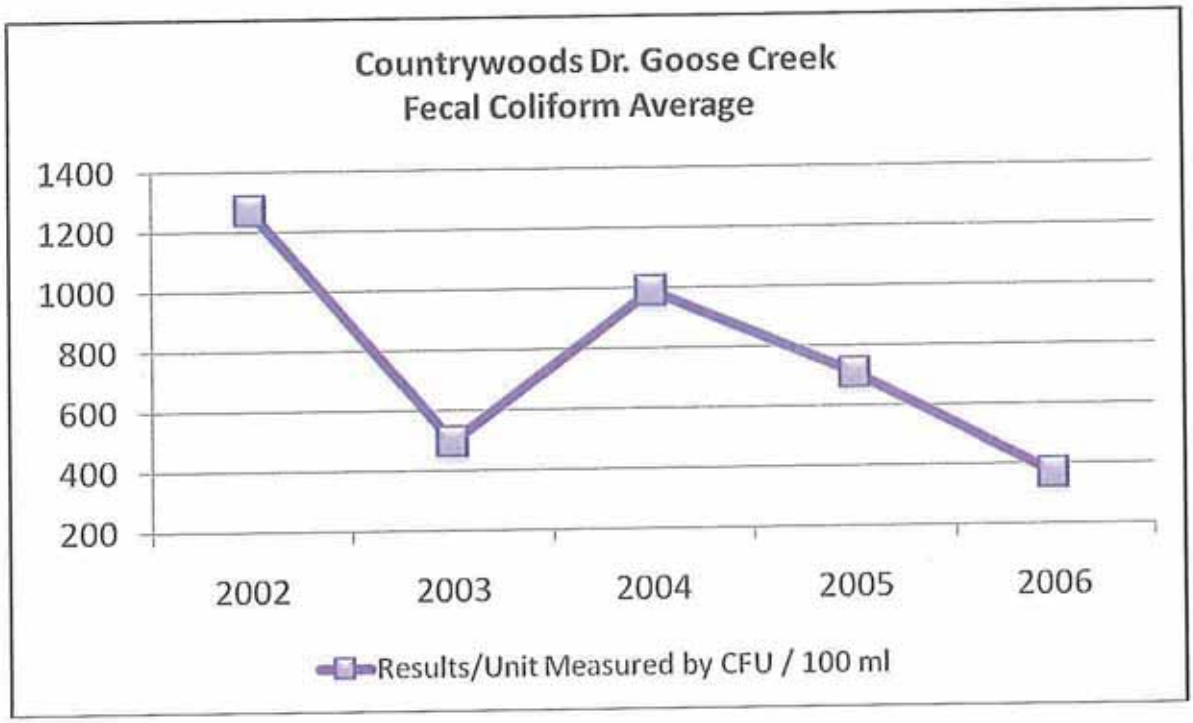

Table 3 Fecal Coliform Annual Average

Year	CFU/100ml
2002	1270.0
2003	495.0
2004	987.1
2005	710.0
2006	367.1