

**2016 Annual Report on Interbasin Transfers
for
The Cities of Concord and Kannapolis**

Prepared for and by:

City of Concord



City of Kannapolis



Submitted to:

North Carolina Division of Water Resources

February 2017

Executive Summary

The 2016 Annual Report on Interbasin Transfers (IBTs) for the Cities of Concord and Kannapolis (Cities) includes monitoring data for daily tracking of IBT amounts and documentation of compliance with all IBT Certificate conditions. Annual reports were previously prepared for calendar years 2007 through 2015 and are available on the North Carolina Division of Water Resources (NCDWR) website.

The North Carolina Environmental Management Commission (EMC) approved the Cities' IBT Certificate in January 2007 authorizing transfers of up to 10 million gallons per day (mgd) from the Catawba River Basin to the Rocky River Basin and 10 mgd from the Yadkin River Basin to the Rocky River Basin. Additionally, a grandfathered IBT of 6 mgd authorizes transfer from Second Creek, located in the South Yadkin River Basin, to the Rocky River Basin. The terms "Cities" and "Certificate Holders" are used interchangeably herein.

In 2016, the Certificate Holders complied with all conditions of their IBT Certificate. The Cities of Concord and Kannapolis purchased no water from Charlotte Water from the Catawba River Basin during 2016. The maximum daily transfer from the Yadkin River Basin was 1.53 mgd.

In 2016, the City of Kannapolis pumped water from Second Creek to Kannapolis Lake under its South Yadkin River Basin grandfathered IBT. The maximum daily transfer under the grandfathered IBT from the South Yadkin River Basin to the Rocky River Basin in 2016 was 5.28 mgd. The 2016 IBT daily transfers for Concord and Kannapolis are shown in Figure ES-1.

In addition, a settlement was reached in 2010 on a lawsuit filed by the Catawba River Foundation, Inc. and the Protect the Catawba Coalition. While this does not change the IBT Certificate or required reporting in any way, the Cities did agree to some operational conditions regarding the Catawba River Basin during times of drought.

Table ES-1

2016 IBT Average Annual & Maximum Day Demands for Concord and Kannapolis Service Areas

Year	Catawba River Basin			Yadkin River Basin			Second Creek ^{c,d} (South Yadkin River Basin)		
	Water Purchase (mgd)		IBT as % of Certificate ^a	Water Purchase (mgd)		IBT as % of Certificate ^{b,c}	Water Transfer (mgd)		IBT as % of Grandfathered amount
	Average Annual	Max. Day	Max. Day	Average Annual	Max. Day	Max. Day	Average Annual	Max. Day	Max. Day
2016	0.00	0.00	0%	1.11	1.53	15.32%	0.24	5.28	87.95%

^a Maximum Day IBT of 10 mgd from the Catawba River Basin.

^b Maximum Day IBT of 10 mgd from the Yadkin River Basin.

^c The grandfathered 6-mgd Maximum Day IBT limit from Second Creek (South Yadkin River Basin) into the Rocky River Basin is not included in the 10-mgd Maximum Day IBT limit for the Yadkin River Basin.

2016 Daily IBT Per Basin (mgd)

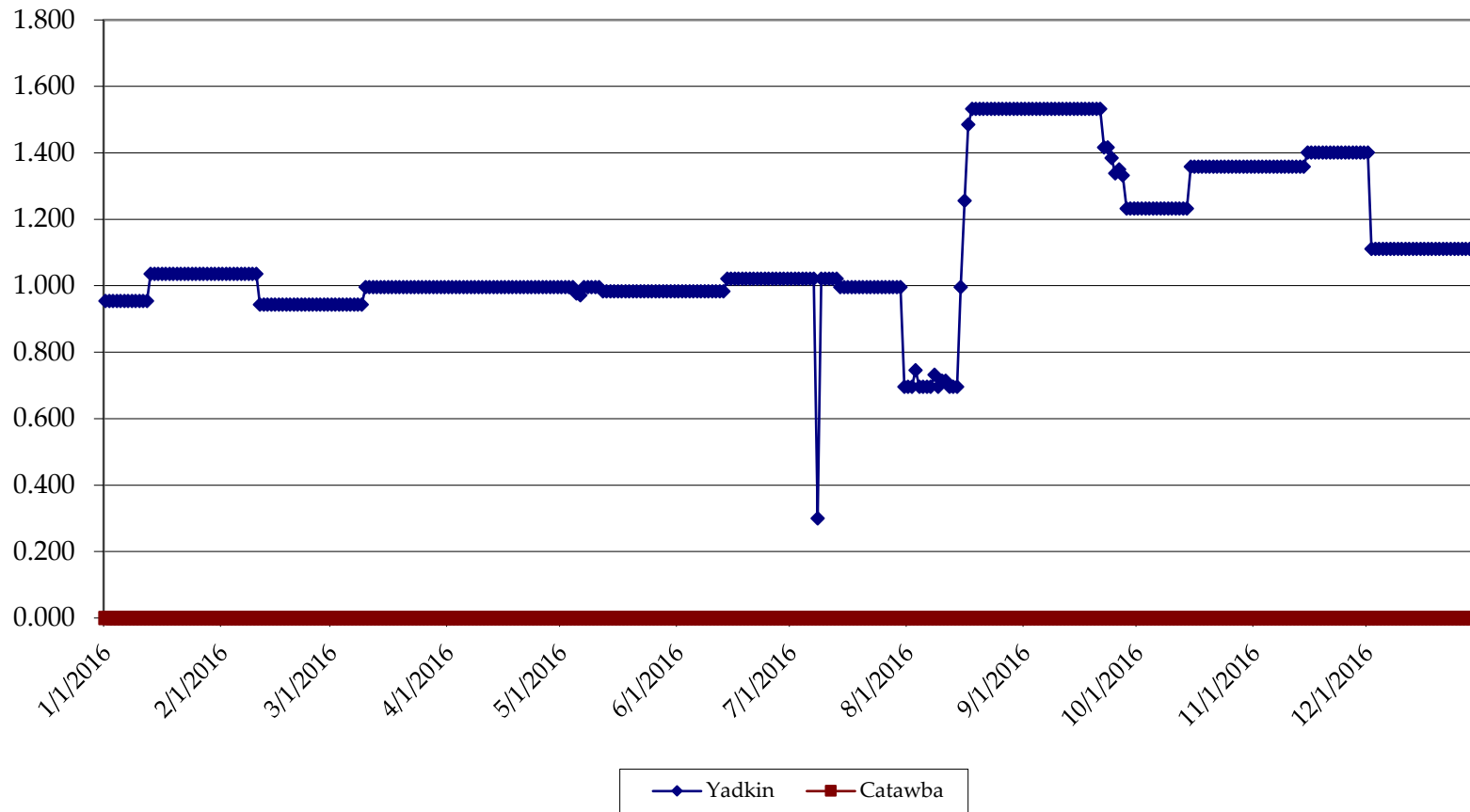


Figure ES-1
2016 Daily Interbasin Transfers by Basin

Table of Contents

Executive Summary	i
1.0 Introduction	1
2.0 IBT Monitoring	3
2.1 Service Area Water Demand	3
2.2 Interbasin Transfers	3
3.0 Other Related Information	5
4.0 Compliance with Certificate Conditions	6
4.1 Condition 1 (Federal Energy Regulatory Commission [FERC] Licensure)	6
4.2 Condition 2 (Drought Management Plan)	6
4.3 Condition 3 (Disaggregation of IBT Amount)	9
4.4 Condition 4 (Compliance and Monitoring Plan)	9
4.5 Condition 5 (EMC Consideration of Impacts)	9
4.6 Condition 6 (20-Year Certificate Evaluation)	9
4.7 Condition 7 (Limit of Certificate)	10

Appendix

Daily Interbasin Transfer Amounts for 2016

Acronyms and Abbreviations

DMAC	Drought Management Advisory Council
EMC	Environmental Management Commission
FERC	Federal Energy Regulatory Commission
IBT	Interbasin Transfer
LIP	Low Inflow Protocol
mgd	million gallons per day
NCDWR	North Carolina Division of Water Resources
WSRP	Water Shortage Response Plan
WTP	Water Treatment Plant

1.0 - Introduction

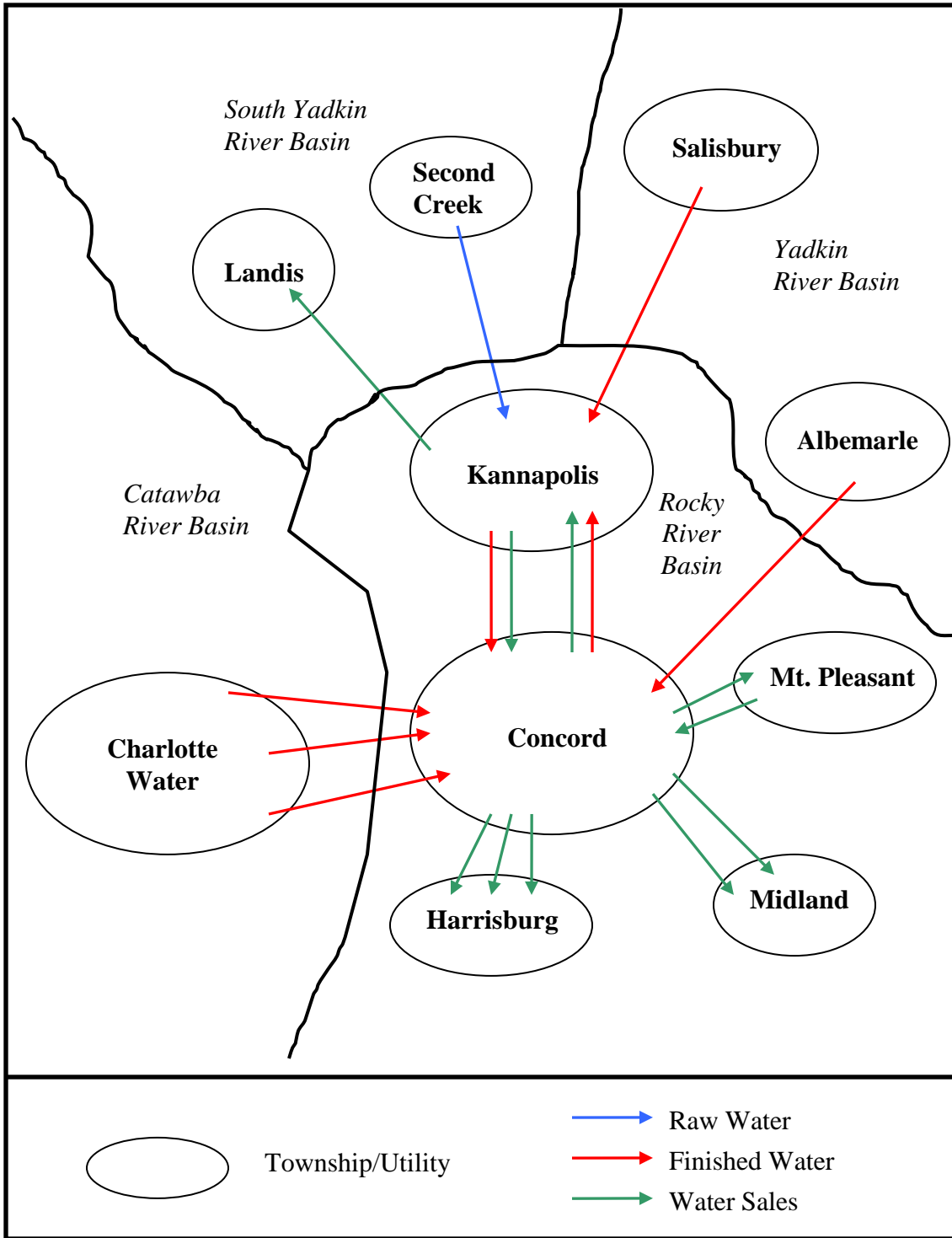
The Cities of Concord and Kannapolis (Cities) received an interbasin transfer (IBT) Certificate, which was originally approved on January 10, 2007, and signed into effect on January 25, 2007. The North Carolina Environmental Management Commission (EMC) has authorized transfers of up to 10 million gallons per day (mgd) from the Catawba River Basin to the Rocky River Basin and 10 mgd from the Yadkin River Basin to the Rocky River Basin. As a condition of the IBT Certificate, the Cities are required to produce an Annual Report that documents transfers over the past year. Annual reports were also prepared for calendar years 2007 through 2015 and are available on the North Carolina Division of Water Resources (NCDWR) website.

The Cities provide water to each other, various municipalities in the area (including: Mount Pleasant, Midland, Harrisburg, and Landis), and unincorporated areas of Cabarrus County. Concord owns and operates the water distribution system used by the Town of Midland. Charlotte Water and the City of Salisbury currently have contracts to provide water to the Cities from the Catawba and Yadkin River Basins, respectively. Kannapolis has an agreement in place with the City of Salisbury to purchase 0.3 mgd of finished water on a daily basis; the Cities have completed construction of an interconnection with the City of Albemarle, which is located in the Yadkin River Basin.

The terms “Cities” and “Certificate Holders” are used interchangeably herein. Figure 1-1 illustrates the ability to transfer water among the Certificate Holders and all municipalities served by the Certificate Holders.

Figure 1-1

Water Connections of the Certificate Holders and All Municipalities Served by the Certificate Holders



2.0 - IBT Monitoring

2.1 - Service Area Water Demand

Table 2-1 presents 2016 annual average water production for the Certificate Holders based on finished water produced at the Hillgrove, Coddle Creek, and Kannapolis Water Treatment Plants (WTPs). It also shows finished water purchases from Charlotte Water, the City of Salisbury and the City of Albemarle, if they occurred. Additionally, Table 2-1 presents the 2016 annual average IBT (or water purchases) from each basin covered by the IBT Certificate and from Second Creek, from which transfers are authorized by a grandfathered IBT. In 2016, finished water production averaged 14.25 mgd, purchased IBT finished water averaged 1.11 mgd for the Yadkin River Basin and 0.24 mgd for Second Creek. The combined 2016 annual average water use for the Certificate Holders was 15.60 mgd.

Table 2-1

2016 Water Production or Purchases by River Basin

Certificate Holders	Annual Average Finished Water Produced ^a (mgd)	2016			Annual Average Combined Water Use (mgd)
		Annual Average Purchased Water (mgd)			
		Catawba River Basin ^b	Yadkin River Basin	Second Creek	
Concord & Kannapolis	14.25	0.00	1.11	0.24	15.60

^a Water produced within Rocky River Basin; may include water from Second Creek transferred directly into Kannapolis Lake.

2.2 - Interbasin Transfers

Daily IBT amounts for the Certificate Holders are included in the Appendix. Data is provided for the period January 1, 2016 through December 31, 2016. The maximum day IBT from the Yadkin River Basin during the calendar year 2016 was 1.53 mgd. This represents 15.32% of the permitted maximum day, 10 mgd IBT from the Yadkin River Basin under the Certificate approved by the EMC in January 2007. There were transfers of raw water from Second Creek with a maximum day IBT 5.28 mgd, which represents 87.95% of the permitted maximum day, 6 mgd IBT from the South Yadkin River Basin under the grandfathered Certificate. Table 2-2 shows the IBT use for the Certificate Holders and the percentage of use from the Catawba and Yadkin River Basins.

Table 2-2

2016 IBT Average Annual & Maximum Day Demands for Concord and Kannapolis Service Areas

Year	Catawba River Basin			Yadkin River Basin			Second Creek ^{c,d} (South Yadkin River Basin)		
	Water Purchase (mgd)		IBT as % of Certificate ^a	Water Purchase (mgd)		IBT as % of Certificate ^{b,c}	Water Transfer (mgd)		IBT as % of Grandfathered amount
	Average Annual	Max. Day	Max. Day	Average Annual	Max. Day	Max. Day	Average Annual	Max. Day	Max. Day
2016	0.00	0.00	0%	1.11	1.53	15.32%	0.24	5.28	87.95%

^a Maximum Day IBT of 10 mgd from the Catawba River Basin.

^b Maximum Day IBT of 10 mgd from the Yadkin River Basin.

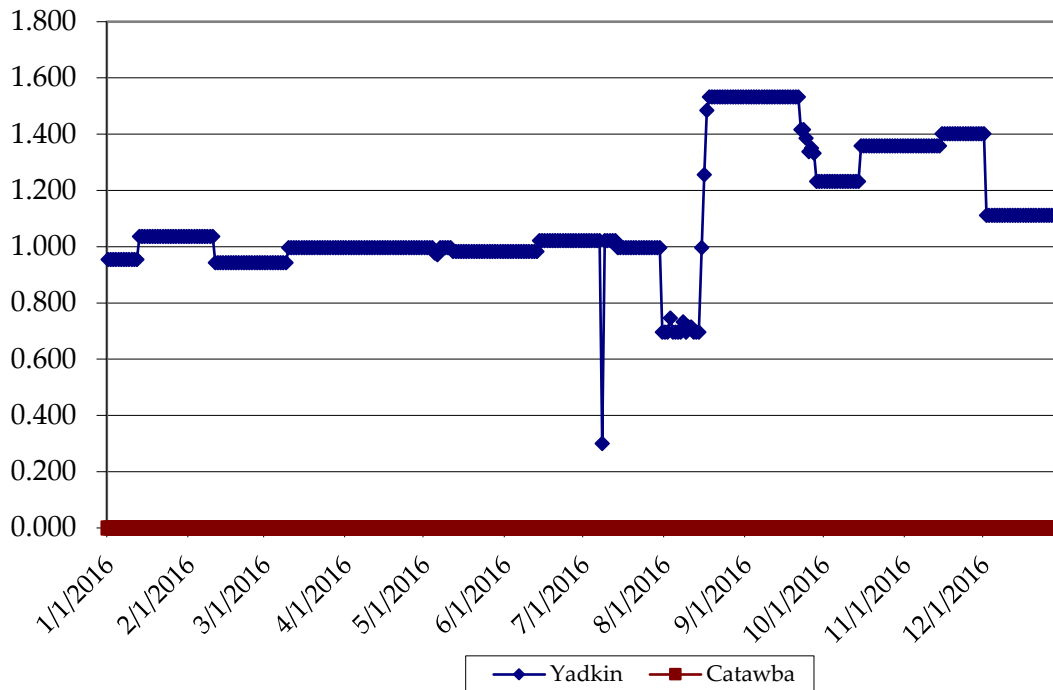
^c The grandfathered 6-mgd Maximum Day IBT limit from Second Creek (South Yadkin River Basin) into the Rocky River Basin is not included in the 10-mgd Maximum Day IBT limit for the Yadkin River Basin.

Figure 2-1 displays the daily IBT amounts for water purchases from the Catawba and Yadkin River Basins.

Figure 2-1

2016 Daily Interbasin Transfers by Basin

2016 Daily IBT Per Basin (mgd)



3.0 - Other Related Information

In 2010, a settlement was reached in a lawsuit filed by the Catawba River Foundation, Inc. and the Protect the Catawba Coalition. While this does not affect the IBT Certificate, its conditions, or required reporting in any way, the Cities did agree to some operational conditions regarding the Catawba River Basin during times of drought.

During designated droughts beyond July 1, 2015, following either Low Inflow Protocol (LIP) or Drought Management Advisory Council (DMAC) Drought Stage declaration, the Cities have agreed to limit the Catawba River Basin IBT so that it corresponds to water use reduction goals. A summary of this agreement is presented in Table 3-1.

Table 3-1
Catawba River Basin IBT during Drought Conditions

LIP Stage or DMAC Drought Stage	Maximum Day Transfer (mgd)
0 / Abnormally Dry	10.0
1 / Moderate Drought	9.0
2 / Severe Drought	8.5
3 / Extreme Drought	7.0
4 / Exceptional Drought	6.0

4.0 - Compliance with Certificate Conditions

A summary of the conditions of the IBT Certificate approved on January 10, 2007 along with the current status of compliance for each is provided below. Language from the certificate is followed by 2010 actions for each condition.

4.1 - Condition 1 (Federal Energy Regulatory Commission [FERC] Licensure)

If at any time any legal requirement that (a) governs the operation of the hydroelectric facilities in the Catawba River Basin currently licensed as Federal Energy Regulatory Commission (FERC) Project No. P-2232 or in the Yadkin Pee-Dee River Basin currently licensed as FERC Project Nos. P-2206 and P-2197 and (b) governs or affects water use and/or quality, substantially differs from the actual or anticipated FERC license conditions or other legal requirement upon which the analysis underlying this Certificate is based, such as changes to minimum flow requirements or drought mitigation measures, the Commission may reopen and modify this Certificate.

This condition requires no action by the Certificate Holders.

4.2 - Condition 2 (Drought Management Plan)

Each Certificate Holder shall prepare a Drought Management Plan. The Cities shall implement measures corresponding to the most severe level of drought conditions in either the Catawba or Yadkin River Basins. The Cities shall not transfer any water to any other jurisdictions unless that jurisdiction agrees to be bound by this condition in full.

The Cities submitted the Drought Management Plan on July 31, 2007; comments were received on November 11, 2007, and the revised plan was submitted on January 8, 2008. The Drought Management Plan was incorporated into an updated Water Shortage Response Plan (WSRP) in 2010. The WSRP, prepared as a joint document for the Certificate Holders, is available on the NCDWR website at the following web address:

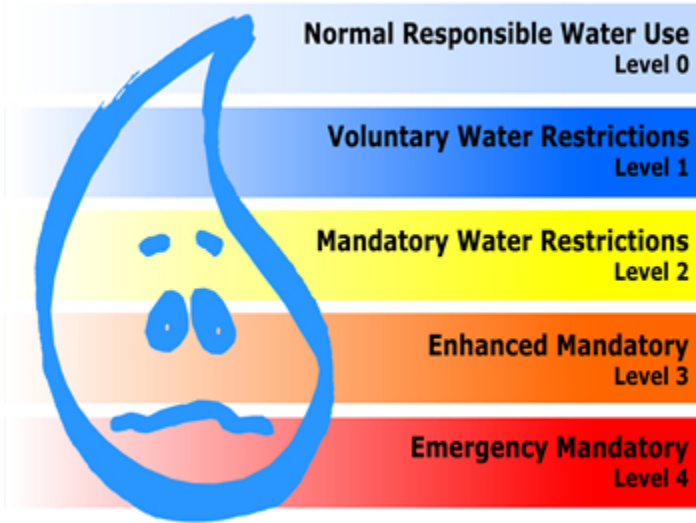
http://www.ncwater.org/Water_Supply_Planning/Water_Shortage_Response_Plans/plan

Table 4-1 shows Normal and Drought Stages 0-4, the names of each, the date the Catawba River Basin managers implemented Draft LIP actions in response to drought monitoring, the Yadkin-Pee Dee River Basin drought monitor, and the associated actions taken by the Cities.

Beginning in the winter of 2008, drought conditions in the state began to decrease, permitting an easing of drought restrictions for both the Catawba and Yadkin River Basins. In April 2009, the Cities adopted a restricted irrigation schedule which allows irrigation on Tuesdays, Thursdays, and Saturdays only. This modified Level 0, Normal Responsible Water Use, was in place from August 1 through November 1 of 2016 (Figure 4-1). Other outdoor water use conservation

measures are encouraged but not required. Level 1, Voluntary Water Restriction, was in place November 1 through December 31 of 2016.

During the year, the Cities drought stages follow the drought stages of the Catawba-Wateree Water Management Group; hence the Cities stayed in Normal Responsible Water Use Level.



The Cities have agreements in place that include enforcement policies with other systems that purchase water from them.

Table 4-1

Concord and Kannapolis 2016 Normal and Drought Stages

2016 Period of Drought					
Drought Stage	Drought Monitor Classification	Catawba River Basin ^a (NC Drought Monitor)	Yadkin River Basin ^b (NC Drought Monitor)	Action by Cities	Cities' Actions Taken
	Normal	January 1 – March 29 May 24 – June 21 July 5 – September 13	January 1 – April 5 May 10 – November 15	Normal from January 1 – August 1	
0	Abnormally Dry	March 29 – May 24 June 21 – July 5 September 13 – November 15	April 5 – May 10 November 15 – December 31	Level 0 from August 1 – November 1	Voluntary conservation measures encouraged through public notification.
1	Moderate Drought	November 15 – December 31		Level 1 from November 1 – December 31	Voluntary conservation measures encouraged through public notification.
2	Severe Drought				
3	Extreme Drought				
4	Exceptional Drought				

^a The Catawba River Basin is listed as the drought stage declared by the Catawba-Wateree Water Management Group.

^b The Yadkin River Basin is listed as the highest classification within the basin at a given date. Portions of the basin may be in a lower category.

4.3 - Condition 3 (Disaggregation of IBT Amount)

If the Certificate Holders discontinue their cooperative service agreement, then the permitted IBT amount will be allocated amongst the Certificate Holders based on their projected 2030 needs.

The cooperative service agreement between the Certificate Holders remained in effect throughout 2016.

The Cities and local municipalities cooperatively and effectively communicate and manage their respective water distribution systems. The Cities sell water to each other and reconcile billing monthly. Additionally, Concord owns and operates the water distribution system for Midland, providing water service to all Midland customers. Harrisburg purchases water from Concord, measured by six meters. Concord also provides water service to unincorporated areas of Cabarrus County. Mount Pleasant did not purchase water from the City of Concord in 2016. Further emphasizing the interconnected nature of the Cities and local municipalities, Kannapolis provides water to Landis, located in the South Yadkin River Basin, which is not subject to this IBT Certificate.

4.4 - Condition 4 (Compliance and Monitoring Plan)

In cooperation with the Division of Water Resources, the Certificate Holders shall develop an IBT Compliance and Monitoring Plan.

The Cities submitted the Compliance and Monitoring Plan on July 31, 2007. This plan was finalized in December 2007.

4.5 - Condition 5 (EMC Consideration of Impacts)

The EMC may reopen the Certificate and adjust existing or require new conditions to ensure detrimental impacts are mitigated if environmental impacts are found to be substantially different from those projected in the EMC's Findings of Fact.

This condition requires no action by the Certificate Holders. The EMC did not take action on this condition in 2016.

4.6 - Condition 6 (20-Year Certificate Evaluation)

In twenty years from the date of the Certificate, the Cities shall submit a written report to the EMC to include: (a) summary of transfers for the previous twenty years, (b) discussion of any changes to the environmental impacts assessment from IBT transfers, (c) summary of all actions to address actual or potential drought conditions, (d) recommendations for any changes to the Certificate, (e) details on consultation with interested stakeholders, and (f) certification of compliance with Certificate. This will continue at 20-year intervals.

The IBT Certificate was approved on January 10, 2007 and signed into effect on January 25, 2007; therefore, the first 20-year certificate evaluation report will be completed in 2027.

4.7 - Condition 7 (Limit of Certificate)

The Certificate does not exempt the Cities from compliance with any other requirements of law.

This condition requires no action by the Cities.

APPENDIX

Daily Interbasin Transfer Amounts for 2016

2016 Concord-Kannapolis IBT Tracking

Condition of IBT Certificate (January 25, 2007)

Maximum day transfer from the Catawba River Basin 10 MGD
 Maximum day transfer from the Yadkin Pee-Dee River Basin 10 MGD
 Maximum day transfer from the South Yadkin River Basin (grandfather) 6 MGD
 Maximum day transfer to the South Yadkin River Basin (cannot exceed transfer from South Yadkin by more than 1.99 MGD)

Calculated Fields

Map Code Source Basin	Water Transfer (MGD) to Rocky River Basin				Water Sales (MGD)		IBT Totals Per Basin			Interbasin Transfer						
	Salisbury 1		Albemarle 1	Charlotte 1-3	South Yadkin	South Yadkin	Yadkin	Catawba	Grandfathered IBT from Second Creek - South Yadkin River Basin							
	South Yadkin	Yadkin	Yadkin	Catawba					Catawba	% of Permitted MDD Transfer	Yadkin	% of Permitted MDD Transfer	IBT from Yadkin to South Yadkin River Basin	% of Permitted MDD Transfer		
DATE	Raw Water to Kannapolis Lake from Second Creek	Salisbury Finished water Interconnection with Kannapolis	Albemarle Finished water Interconnection with Concord	Charlotte Water Interconnections with Concord	Kannapolis Finished water sales to Landis	Total South Yadkin IBT ¹	Total Yadkin IBT	Total Catawba IBT	Catawba	% of Permitted MDD Transfer	Yadkin	% of Permitted MDD Transfer	IBT from Yadkin to South Yadkin River Basin	% of Permitted MDD Transfer		
1/1/2016	0.000	0.300	0.654		0.136	-0.136	0.954	0.000	0.000	0.000%	0.954	9.540%	-0.136	-2.267%	0.136	6.834%
1/2/2016	0.000	0.300	0.654		0.088	-0.088	0.954	0.000	0.000	0.000%	0.954	9.540%	-0.088	-1.467%	0.088	4.422%
1/3/2016	0.000	0.300	0.654		0.193	-0.193	0.954	0.000	0.000	0.000%	0.954	9.540%	-0.193	-3.217%	0.193	9.698%
1/4/2016	0.000	0.300	0.654		0.193	-0.193	0.954	0.000	0.000	0.000%	0.954	9.540%	-0.193	-3.217%	0.193	9.698%
1/5/2016	0.000	0.300	0.654		0.165	-0.165	0.954	0.000	0.000	0.000%	0.954	9.540%	-0.165	-2.750%	0.165	8.291%
1/6/2016	0.000	0.300	0.654		0.174	-0.174	0.954	0.000	0.000	0.000%	0.954	9.540%	-0.174	-2.900%	0.174	8.744%
1/7/2016	0.000	0.300	0.654		0.197	-0.197	0.954	0.000	0.000	0.000%	0.954	9.540%	-0.197	-3.283%	0.197	9.899%
1/8/2016	0.000	0.300	0.654		0.153	-0.153	0.954	0.000	0.000	0.000%	0.954	9.540%	-0.153	-2.500%	0.153	7.688%
1/9/2016	0.000	0.300	0.654		0.181	-0.181	0.954	0.000	0.000	0.000%	0.954	9.540%	-0.181	-3.017%	0.181	9.095%
1/10/2016	0.000	0.300	0.654		0.189	-0.189	0.954	0.000	0.000	0.000%	0.954	9.540%	-0.189	-3.150%	0.189	9.497%
1/11/2016	0.000	0.300	0.654		0.150	-0.150	0.954	0.000	0.000	0.000%	0.954	9.540%	-0.150	-2.500%	0.150	7.538%
1/12/2016	0.000	0.300	0.654		0.161	-0.161	0.954	0.000	0.000	0.000%	0.954	9.540%	-0.161	-2.683%	0.161	8.090%
1/13/2016	0.000	0.300	0.736		0.191	-0.191	1.036	0.000	0.000	0.000%	1.036	10.360%	-0.191	-3.183%	0.191	9.598%
1/14/2016	0.000	0.300	0.736		0.144	-0.144	1.036	0.000	0.000	0.000%	1.036	10.360%	-0.144	-2.400%	0.144	7.236%
1/15/2016	0.000	0.300	0.736		0.137	-0.137	1.036	0.000	0.000	0.000%	1.036	10.360%	-0.137	-2.283%	0.137	6.884%
1/16/2016	0.000	0.300	0.736		0.140	-0.140	1.036	0.000	0.000	0.000%	1.036	10.360%	-0.140	-2.333%	0.140	7.035%
1/17/2016	0.000	0.300	0.736		0.16	-0.160	1.036	0.000	0.000	0.000%	1.036	10.360%	-0.160	-2.667%	0.160	8.040%
1/18/2016	0.000	0.300	0.736		0.165	-0.165	1.036	0.000	0.000	0.000%	1.036	10.360%	-0.165	-2.750%	0.165	8.291%
1/19/2016	0.000	0.300	0.736		0.180	-0.180	1.036	0.000	0.000	0.000%	1.036	10.360%	-0.180	-3.000%	0.180	9.045%
1/20/2016	0.000	0.300	0.736		0.193	-0.193	1.036	0.000	0.000	0.000%	1.036	10.360%	-0.193	-3.217%	0.193	9.698%
1/21/2016	0.000	0.300	0.736		0.192	-0.192	1.036	0.000	0.000	0.000%	1.036	10.360%	-0.192	-3.200%	0.192	9.648%
1/22/2016	0.000	0.300	0.736		0.144	-0.144	1.036	0.000	0.000	0.000%	1.036	10.360%	-0.144	-2.400%	0.144	7.236%
1/23/2016	0.000	0.300	0.736		0.196	-0.196	1.036	0.000	0.000	0.000%	1.036	10.360%	-0.196	-3.267%	0.196	9.849%
1/24/2016	0.000	0.300	0.736		0.255	-0.255	1.036	0.000	0.000	0.000%	1.036	10.360%	-0.255	-4.250%	0.255	12.814%
1/25/2016	0.000	0.300	0.736		0.197	-0.197	1.036	0.000	0.000	0.000%	1.036	10.360%	-0.197	-3.283%	0.197	9.899%
1/26/2016	0.000	0.300	0.736		0.254	-0.254	1.036	0.000	0.000	0.000%	1.036	10.360%	-0.254	-4.233%	0.254	12.764%
1/27/2016	0.000	0.300	0.736		0.2	-0.200	1.036	0.000	0.000	0.000%	1.036	10.360%	-0.200	-3.333%	0.200	10.050%
1/28/2016	0.000	0.300	0.736		0.171	-0.171	1.036	0.000	0.000	0.000%	1.036	10.360%	-0.171	-2.850%	0.171	8.593%
1/29/2016	0.000	0.300	0.736		0.188	-0.188	1.036	0.000	0.000	0.000%	1.036	10.360%	-0.188	-3.133%	0.188	9.447%
1/30/2016	0.000	0.300	0.736		0.205	-0.205	1.036	0.000	0.000	0.000%	1.036	10.360%	-0.205	-3.417%	0.205	10.302%
1/31/2016	0.000	0.300	0.736		0.246	-0.246	1.036	0.000	0.000	0.000%	1.036	10.360%	-0.246	-4.100%	0.246	12.362%
2/1/2016	0.000	0.300	0.736		0.261	-0.261	1.036	0.000	0.000	0.000%	1.036	10.360%	-0.261	-4.350%	0.261	13.116%
2/2/2016	0.000	0.300	0.736		0.246	-0.246	1.036	0.000	0.000	0.000%	1.036	10.360%	-0.246	-4.100%	0.246	12.362%
2/3/2016	0.000	0.300	0.736		0.181	-0.181	1.036	0.000	0.000	0.000%	1.036	10.360%	-0.181	-3.017%	0.181	9.095%
2/4/2016	0.000	0.300	0.736		0.187	-0.187	1.036	0.000	0.000	0.000%	1.036	10.360%	-0.187	-3.117%	0.187	9.397%
2/5/2016	0.000	0.300	0.736		0.180	-0.180	1.036	0.000	0.000	0.000%	1.036	10.360%	-0.180	-3.000%	0.180	9.045%
2/6/2016	0.000	0.300	0.736		0.136	-0.136	1.036	0.000	0.000	0.000%	1.036	10.360%	-0.136	-2.267%	0.136	6.834%
2/7/2016	0.000	0.300	0.736		0.193	-0.193	1.036	0.000	0.000	0.000%	1.036	10.360%	-0.193	-3.217%	0.193	9.698%
2/8/2016	0.000	0.300	0.736		0.19	-0.190	1.036	0.000	0.000	0.000%	1.036	10.360%	-0.190	-3.167%	0.190	9.548%
2/9/2016	0.000	0.300	0.736		0.147	-0.147	1.036	0.000	0.000	0.000%	1.036	10.360%	-0.147	-2.450%	0.147	7.387%
2/10/2016	0.000	0.300	0.736		0.194	-0.194	1.036	0.000	0.000	0.000%	1.036	10.360%	-0.194	-3.233%	0.194	9.749%
2/11/2016	0.000	0.300	0.643		0.147	-0.147	0.943	0.000	0.000	0.000%	0.943	9.430%	-0.147	-2.450%	0.147	7.387%
2/12/2016	0.000	0.300	0.643		0.181	-0.181	0.943	0.000	0.000	0.000%	0.943	9.430%	-0.181	-3.017%	0.181	9.095%
2/13/2016	0.000	0.300	0.643		0.141	-0.141	0.943	0.000	0.000	0.000%	0.943	9.430%	-0.141	-2.350%	0.141	7.085%
2/14/2016	0.000	0.300	0.643		0.191	-0.191	0.943	0.000	0.000	0.000%	0.943	9.430%	-0.191	-3.183%	0.191	9.598%
2/15/2016	0.000	0.300	0.643		0.189	-0.189	0.943	0.000	0.000	0.000%	0.943	9.430%	-0.189	-3.150%	0.189	9.497%
2/16/2016	0.000	0.300	0.643		0.215	-0.215	0.943	0.000	0.000	0.000%	0.943	9.430%	-0.215	-3.583%	0.215	10.804%
2/17/2016	0.000	0.300	0.643		0.187	-0.187	0.943	0.000	0.000	0.000%	0.943	9.430%	-0.187	-3.117%	0.187	9.397%
2/18/2016	0.000	0.300	0.643		0.145	-0.145	0.943	0.000	0.000	0.000%	0.943	9.430%	-0.145	-2.417%	0.145	7.286%
2/19/2016	0.000	0.300	0.643		0.188	-0.188	0.943	0.000	0.000	0.000%	0.943	9.430%	-0.188	-3.133%	0.188	9.447%
2/20/2016	0.000	0.300	0.643		0.13	-0.130	0.943	0.000	0.000	0.000%	0.943	9.430%	-0.130	-2.167%	0.130	6.533%
2/21/2016	0.000	0.300	0.643		0.195	-0.195	0.943	0.000	0.000	0.000%	0.943	9.430%	-0.195	-3.250%	0.195	9.798%
2/22/2016	0.000	0.300	0.643		0.166	-0.166	0.943	0.000	0.000	0.000%	0.943	9.430%	-0.166	-2.767%	0.166	8.342%
2/23/2016	0.000	0.300	0.643		0.182	-0.182	0.943	0.000	0.000	0.000%	0.943	9.430%	-0.182	-3.033%	0.182	9.146%
2/24/2016	0.000	0.300	0.643		0.174	-0.174	0.943	0.000	0.000	0.000%	0.943	9.430%	-0.174	-2.900%	0.174	8.744%
2/25/2016	0.000	0.300	0.643		0.178	-0.178	0.943	0.000	0.000	0.000%	0.943	9.430%	-0.178	-2.967%	0.178	8.945%
2/26/2016	0.000	0.300	0.643		0.154	-0.154	0.943	0.000	0.000	0.000%	0.943	9.430%	-0.154	-2.567%	0.154	7.739%
2/27/2016	0.000	0.300	0.643		0.137	-0.137	0.943	0.000	0.000	0.000%	0.943	9.430%	-0.137	-2.283%	0.137	6.884%
2/28/2016	0.000	0.300	0.643		0.227	-0.227	0.943	0.000	0.000	0.000%	0.943	9.430%	-0.227	-3.783%	0.227	11.407%
2/29/2016	0.000	0.300	0.643		0.152	-0.152	0.943	0.000	0.000	0.000%	0.943	9.430%	-0.152	-2.533%	0.152	7.638%

Map Code Source Basin	Water Transfer (MGD) to Rocky River Basin				Water Sales (MGD)		IBT Totals Per Basin				Interbasin Transfer						
	Salisbury 1		Albemarle 1		Charlotte 1-3		NOTE: All Wastewater discharge is to the Rocky River from RRWWTP, excluding water sales to Landis (subtracted from Total South Yadkin IBT).										
	South Yadkin	Yadkin	Yadkin	Catawba	South Yadkin	South Yadkin	Yadkin	Catawba	Grandfathered IBT from Second Creek - South Yadkin River Basin								
DATE	Raw Water to Kannapolis Lake from Second Creek	Salisbury Finished water Interconnection with Kannapolis	Finished water Interconnection with Concord	Charlotte Water Interconnections with Concord	Kannapolis Finished water sales to Landis	Total South Yadkin IBT ¹	Total Yadkin IBT	Total Catawba IBT	Catawba	% of Permitted MDD Transfer	Yadkin	% of Permitted MDD Transfer	IBT from Yadkin to South Yadkin River Basin	% of Permitted MDD Transfer			
3/1/2016	0.000	0.300	0.643		0.141	-0.141	0.943	0.000	0.000	0.000%	0.943	9.430%	-0.141	-2.350%	0.141	7.085%	
3/2/2016	0.000	0.300	0.643		0.180	-0.180	0.943	0.000	0.000	0.000%	0.943	9.430%	-0.180	-3.000%	0.180	9.045%	
3/3/2016	0.000	0.300	0.643		0.152	-0.152	0.943	0.000	0.000	0.000%	0.943	9.430%	-0.152	-2.533%	0.152	7.638%	
3/4/2016	0.000	0.300	0.643		0.134	-0.134	0.943	0.000	0.000	0.000%	0.943	9.430%	-0.134	-2.233%	0.134	6.734%	
3/5/2016	0.000	0.300	0.643		0.162	-0.162	0.943	0.000	0.000	0.000%	0.943	9.430%	-0.162	-2.700%	0.162	8.141%	
3/6/2016	0.000	0.300	0.643		0.17	-0.170	0.943	0.000	0.000	0.000%	0.943	9.430%	-0.170	-2.833%	0.170	8.543%	
3/7/2016	0.000	0.300	0.643		0.168	-0.168	0.943	0.000	0.000	0.000%	0.943	9.430%	-0.168	-2.800%	0.168	8.442%	
3/8/2016	0.000	0.300	0.643		0.2	-0.200	0.943	0.000	0.000	0.000%	0.943	9.430%	-0.200	-3.333%	0.200	10.050%	
3/9/2016	0.000	0.300	0.643		0.144	-0.144	0.943	0.000	0.000	0.000%	0.943	9.430%	-0.144	-2.400%	0.144	7.236%	
3/10/2016	0.000	0.300	0.696		0.157	-0.157	0.996	0.000	0.000	0.000%	0.996	9.960%	-0.157	-2.617%	0.157	7.889%	
3/11/2016	0.000	0.300	0.696		0.196	-0.196	0.996	0.000	0.000	0.000%	0.996	9.960%	-0.196	-3.267%	0.196	9.849%	
3/12/2016	0.000	0.300	0.696		0.145	-0.145	0.996	0.000	0.000	0.000%	0.996	9.960%	-0.145	-2.417%	0.145	7.286%	
3/13/2016	0.000	0.300	0.696		0.146	-0.146	0.996	0.000	0.000	0.000%	0.996	9.960%	-0.146	-2.433%	0.146	7.337%	
3/14/2016	0.000	0.300	0.696		0.196	-0.196	0.996	0.000	0.000	0.000%	0.996	9.960%	-0.196	-3.267%	0.196	9.849%	
3/15/2016	0.000	0.300	0.696		0.184	-0.184	0.996	0.000	0.000	0.000%	0.996	9.960%	-0.184	-3.067%	0.184	9.246%	
3/16/2016	0.000	0.300	0.696		0.175	-0.175	0.996	0.000	0.000	0.000%	0.996	9.960%	-0.175	-2.917%	0.175	8.794%	
3/17/2016	0.000	0.300	0.696		0.199	-0.199	0.996	0.000	0.000	0.000%	0.996	9.960%	-0.199	-3.317%	0.199	10.000%	
3/18/2016	0.000	0.300	0.696		0.144	-0.144	0.996	0.000	0.000	0.000%	0.996	9.960%	-0.144	-2.400%	0.144	7.236%	
3/19/2016	0.000	0.300	0.696		0.144	-0.144	0.996	0.000	0.000	0.000%	0.996	9.960%	-0.144	-2.400%	0.144	7.236%	
3/20/2016	0.000	0.300	0.696		0.147	-0.147	0.996	0.000	0.000	0.000%	0.996	9.960%	-0.147	-2.450%	0.147	7.387%	
3/21/2016	0.000	0.300	0.696		0.204	-0.204	0.996	0.000	0.000	0.000%	0.996	9.960%	-0.204	-3.400%	0.204	10.251%	
3/22/2016	0.000	0.300	0.696		0.175	-0.175	0.996	0.000	0.000	0.000%	0.996	9.960%	-0.175	-2.917%	0.175	8.794%	
3/23/2016	0.000	0.300	0.696		0.181	-0.181	0.996	0.000	0.000	0.000%	0.996	9.960%	-0.181	-3.017%	0.181	9.095%	
3/24/2016	0.000	0.300	0.696		0.149	-0.149	0.996	0.000	0.000	0.000%	0.996	9.960%	-0.149	-2.483%	0.149	7.487%	
3/25/2016	0.000	0.300	0.696		0.144	-0.144	0.996	0.000	0.000	0.000%	0.996	9.960%	-0.144	-2.400%	0.144	7.236%	
3/26/2016	0.000	0.300	0.696		0.196	-0.196	0.996	0.000	0.000	0.000%	0.996	9.960%	-0.196	-3.267%	0.196	9.849%	
3/27/2016	0.000	0.300	0.696		0.167	-0.167	0.996	0.000	0.000	0.000%	0.996	9.960%	-0.167	-2.783%	0.167	8.392%	
3/28/2016	0.000	0.300	0.696		0.162	-0.162	0.996	0.000	0.000	0.000%	0.996	9.960%	-0.162	-2.700%	0.162	8.141%	
3/29/2016	0.000	0.300	0.696		0.175	-0.175	0.996	0.000	0.000	0.000%	0.996	9.960%	-0.175	-2.917%	0.175	8.794%	
3/30/2016	0.000	0.300	0.696		0.185	-0.185	0.996	0.000	0.000	0.000%	0.996	9.960%	-0.185	-3.083%	0.185	9.296%	
3/31/2016	0.000	0.300	0.696		0.188	-0.188	0.996	0.000	0.000	0.000%	0.996	9.960%	-0.188	-3.133%	0.188	9.447%	
4/1/2016	0.000	0.300	0.696		0.176	-0.176	0.996	0.000	0.000	0.000%	0.996	9.960%	-0.176	-2.933%	0.176	8.844%	
4/2/2016	0.000	0.300	0.696		0.135	-0.135	0.996	0.000	0.000	0.000%	0.996	9.960%	-0.135	-2.250%	0.135	6.784%	
4/3/2016	0.000	0.300	0.696		0.243	-0.243	0.996	0.000	0.000	0.000%	0.996	9.960%	-0.243	-4.050%	0.243	12.211%	
4/4/2016	0.000	0.300	0.696		0.194	-0.194	0.996	0.000	0.000	0.000%	0.996	9.960%	-0.194	-3.233%	0.194	9.749%	
4/5/2016	0.000	0.300	0.696		0.169	-0.169	0.996	0.000	0.000	0.000%	0.996	9.960%	-0.169	-2.817%	0.169	8.492%	
4/6/2016	0.000	0.300	0.696		0.185	-0.185	0.996	0.000	0.000	0.000%	0.996	9.960%	-0.185	-3.083%	0.185	9.296%	
4/7/2016	0.000	0.300	0.696		0.187	-0.187	0.996	0.000	0.000	0.000%	0.996	9.960%	-0.187	-3.117%	0.187	9.397%	
4/8/2016	0.000	0.300	0.696		0.192	-0.192	0.996	0.000	0.000	0.000%	0.996	9.960%	-0.192	-3.200%	0.192	9.648%	
4/9/2016	0.000	0.300	0.696		0.106	-0.106	0.996	0.000	0.000	0.000%	0.996	9.960%	-0.106	-1.767%	0.106	5.327%	
4/10/2016	0.000	0.300	0.696		0.182	-0.182	0.996	0.000	0.000	0.000%	0.996	9.960%	-0.182	-3.033%	0.182	9.146%	
4/11/2016	0.000	0.300	0.696		0.184	-0.184	0.996	0.000	0.000	0.000%	0.996	9.960%	-0.184	-3.067%	0.184	9.246%	
4/12/2016	0.000	0.300	0.696		0.181	-0.181	0.996	0.000	0.000	0.000%	0.996	9.960%	-0.181	-3.017%	0.181	9.095%	
4/13/2016	0.000	0.300	0.696		0.191	-0.191	0.996	0.000	0.000	0.000%	0.996	9.960%	-0.191	-3.183%	0.191	9.598%	
4/14/2016	0.000	0.300	0.696		0.188	-0.188	0.996	0.000	0.000	0.000%	0.996	9.960%	-0.188	-3.133%	0.188	9.447%	
4/15/2016	0.000	0.300	0.696		0.187	-0.187	0.996	0.000	0.000	0.000%	0.996	9.960%	-0.187	-3.117%	0.187	9.397%	
4/16/2016	0.000	0.300	0.696		0.142	-0.142	0.996	0.000	0.000	0.000%	0.996	9.960%	-0.142	-2.367%	0.142	7.136%	
4/17/2016	0.000	0.300	0.696		0.25	-0.250	0.996	0.000	0.000	0.000%	0.996	9.960%	-0.250	-4.167%	0.250	12.563%	
4/18/2016	0.000	0.300	0.696		0.201	-0.201	0.996	0.000	0.000	0.000%	0.996	9.960%	-0.201	-3.350%	0.201	10.101%	
4/19/2016	0.000	0.300	0.696		0.260	-0.260	0.996	0.000	0.000	0.000%	0.996	9.960%	-0.260	-4.333%	0.260	13.065%	
4/20/2016	0.000	0.300	0.696		0.271	-0.271	0.996	0.000	0.000	0.000%	0.996	9.960%	-0.271	-4.517%	0.271	13.618%	
4/21/2016	0.000	0.300	0.696		0.195	-0.195	0.996	0.000	0.000	0.000%	0.996	9.960%	-0.195	-3.250%	0.195	9.799%	
4/22/2016	0.000	0.300	0.696		0.151	-0.151	0.996	0.000	0.000	0.000%	0.996	9.960%	-0.151	-2.517%	0.151	7.588%	
4/23/2016	0.000	0.300	0.696		0.315	-0.315	0.996	0.000	0.000	0.000%	0.996	9.960%	-0.315	-5.250%	0.315	15.829%	
4/24/2016	0.000	0.300	0.696		0.195	-0.195	0.996	0.000	0.000	0.000%	0.996	9.960%	-0.195	-3.250%	0.195	9.799%	
4/25/2016	0.000	0.300	0.696		0.254	-0.254	0.996	0.000	0.000	0.000%	0.996	9.960%	-0.254	-4.233%	0.254	12.764%	
4/26/2016	0.000	0.300	0.696		0.188	-0.188	0.996	0.000	0.000	0.000%	0.996	9.960%	-0.188	-3.133%	0.188	9.447%	
4/27/2016	0.000	0.300	0.696		0.248	-0.248	0.996	0.000	0.000	0.000%	0.996	9.960%	-0.248	-4.133%	0.248	12.462%	
4/28/2016	0.000	0.300	0.696		0.215	-0.215	0.996	0.000	0.000	0.000%	0.996	9.960%	-0.215	-3.583%	0.215	10.804%	
4/29/2016	0.000	0.300	0.696		0.188	-0.188	0.996	0.000	0.000	0.000%	0.996	9.960%	-0.188	-3.133%	0.188	9.447%	
4/30/2016	0.000	0.300	0.696		0.138	-0.138	0.996	0.000	0.000	0.000%	0.996	9.960%	-0.138	-2.300%	0.138	6.935%	
5/1/2016	0.000	0.300	0.696		0.190	-0.190	0.996	0.000	0.000	0.000%	0.996	9.960%	-0.190	-3.167%	0.190	9.548%	
5/2/2016	0.000	0.300	0.696		0.194	-0.194	0.996	0.000	0.000	0.000%	0.996	9.960%	-0.194	-3.233%	0.194	9.749%	
5/3/2016	0.000	0.300	0.696		0.187	-0.187	0.996	0.000	0.000	0.000%	0.996	9.960%	-0.187	-3.117%	0.187	9.397%	
5/4/2016	0.000	0.300	0.696		0.250	-0.250	0.996	0.000	0.000	0.000%	0.996	9.960%	-0.250	-4.167%	0.250	12.563%	
5/5/2016	0.000	0.281	0.696		0.191	-0.191	0.977	0.000	0.000	0.000%	0.977	9.770%	-0.191	-3.183%	0.191	9.598%	
5/6/2016	0.000	0.275	0.696		0.135	-0.135	0.971	0.000	0.000	0.000%	0.971	9.710%	-0.135	-2.250%	0.135	6.784%	
5/7/2016	0.000	0.300	0.696		0.186	-0.186	0.996	0.000	0.000	0.000%	0.996	9.960%	-0.186	-3.100%	0.186	9.347%	

Map Code Source Basin	Water Transfer (MGD) to Rocky River Basin				Water Sales (MGD)		IBT Totals Per Basin				Interbasin Transfer						
	Salisbury 1		Albemarle 1		Charlotte 1-3		NOTE: All Wastewater discharge is to the Rocky River from RRWWTP, excluding water sales to Landis (subtracted from Total South Yadkin IBT).				Grandfathered IBT from Second Creek - South Yadkin River Basin						
	South Yadkin	Yadkin	Yadkin	Yadkin	Catawba	South Yadkin	South Yadkin	Yadkin	Catawba	Catawba	% of Permitted MDD Transfer	Yadkin	% of Permitted MDD Transfer	Yadkin	% of Permitted MDD Transfer	Yadkin	% of Permitted MDD Transfer
DATE	Raw Water to Kannapolis Lake from Second Creek	Salisbury Finished water Interconnection with Kannapolis	Finished water Interconnection with Concord	Albemarle Finished water Interconnection with Concord	Charlotte Water Interconnections with Concord	Kannapolis water sales to Landis	Finished water sales to Landis	Total South Yadkin IBT ¹	Total Yadkin IBT	Total Catawba IBT	% of Permitted MDD Transfer	Yadkin	% of Permitted MDD Transfer	Yadkin	% of Permitted MDD Transfer	Yadkin	% of Permitted MDD Transfer
5/8/2016	0.000	0.300	0.696	0.696	0.000	0.264	-0.264	0.996	0.000	0.000	0.000	0.996	9.960%	-0.264	-4.400%	0.264	13.266%
5/9/2016	0.000	0.300	0.696	0.696	0.000	0.226	-0.226	0.996	0.000	0.000	0.000	0.996	9.960%	-0.226	-3.767%	0.226	11.357%
5/10/2016	0.000	0.300	0.696	0.696	0.000	0.295	-0.295	0.996	0.000	0.000	0.000	0.996	9.960%	-0.295	-4.917%	0.295	14.824%
5/11/2016	0.000	0.300	0.696	0.696	0.000	0.237	-0.237	0.996	0.000	0.000	0.000	0.996	9.960%	-0.237	-3.950%	0.237	11.910%
5/12/2016	0.000	0.300	0.683	0.683	0.000	0.139	-0.139	0.983	0.000	0.000	0.000	0.983	9.830%	-0.139	-2.317%	0.139	6.985%
5/13/2016	0.000	0.300	0.683	0.683	0.000	0.191	-0.191	0.983	0.000	0.000	0.000	0.983	9.830%	-0.191	-3.183%	0.191	9.598%
5/14/2016	0.000	0.300	0.683	0.683	0.000	0.200	-0.200	0.983	0.000	0.000	0.000	0.983	9.830%	-0.200	-3.333%	0.200	10.050%
5/15/2016	0.000	0.300	0.683	0.683	0.000	0.252	-0.252	0.983	0.000	0.000	0.000	0.983	9.830%	-0.252	-4.200%	0.252	12.663%
5/16/2016	0.000	0.300	0.683	0.683	0.000	0.191	-0.191	0.983	0.000	0.000	0.000	0.983	9.830%	-0.191	-3.183%	0.191	9.598%
5/17/2016	0.000	0.300	0.683	0.683	0.000	0.243	-0.243	0.983	0.000	0.000	0.000	0.983	9.830%	-0.243	-4.050%	0.243	12.211%
5/18/2016	0.000	0.300	0.683	0.683	0.000	0.135	-0.135	0.983	0.000	0.000	0.000	0.983	9.830%	-0.135	-2.250%	0.135	6.784%
5/19/2016	0.000	0.300	0.683	0.683	0.000	0.185	-0.185	0.983	0.000	0.000	0.000	0.983	9.830%	-0.185	-3.083%	0.185	9.296%
5/20/2016	0.000	0.300	0.683	0.683	0.000	0.139	-0.139	0.983	0.000	0.000	0.000	0.983	9.830%	-0.139	-2.317%	0.139	6.985%
5/21/2016	0.000	0.300	0.683	0.683	0.000	0.191	-0.191	0.983	0.000	0.000	0.000	0.983	9.830%	-0.191	-3.183%	0.191	9.598%
5/22/2016	0.000	0.300	0.683	0.683	0.000	0.229	-0.229	0.983	0.000	0.000	0.000	0.983	9.830%	-0.229	-3.817%	0.229	11.508%
5/23/2016	0.000	0.300	0.683	0.683	0.000	0.183	-0.183	0.983	0.000	0.000	0.000	0.983	9.830%	-0.183	-3.050%	0.183	9.196%
5/24/2016	0.000	0.300	0.683	0.683	0.000	0.197	-0.197	0.983	0.000	0.000	0.000	0.983	9.830%	-0.197	-3.283%	0.197	9.899%
5/25/2016	0.000	0.300	0.683	0.683	0.000	0.199	-0.199	0.983	0.000	0.000	0.000	0.983	9.830%	-0.199	-3.317%	0.199	10.000%
5/26/2016	0.000	0.300	0.683	0.683	0.000	0.238	-0.238	0.983	0.000	0.000	0.000	0.983	9.830%	-0.238	-3.967%	0.238	11.960%
5/27/2016	0.000	0.300	0.683	0.683	0.000	0.159	-0.159	0.983	0.000	0.000	0.000	0.983	9.830%	-0.159	-2.650%	0.159	7.990%
5/28/2016	0.000	0.300	0.683	0.683	0.000	0.190	-0.190	0.983	0.000	0.000	0.000	0.983	9.830%	-0.190	-3.167%	0.190	9.548%
5/29/2016	0.000	0.300	0.683	0.683	0.000	0.196	-0.196	0.983	0.000	0.000	0.000	0.983	9.830%	-0.196	-3.267%	0.196	9.849%
5/30/2016	0.000	0.300	0.683	0.683	0.000	0.247	-0.247	0.983	0.000	0.000	0.000	0.983	9.830%	-0.247	-4.117%	0.247	12.412%
5/31/2016	0.000	0.300	0.683	0.683	0.000	0.209	-0.209	0.983	0.000	0.000	0.000	0.983	9.830%	-0.209	-3.483%	0.191	9.598%
6/1/2016	0.000	0.300	0.252	0.252	0.000	0.683	-0.252	0.983	0.000	0.000	0.000	0.983	9.830%	-0.252	-4.200%	0.178	8.945%
6/2/2016	0.000	0.300	0.683	0.683	0.000	0.243	-0.243	0.983	0.000	0.000	0.000	0.983	9.830%	-0.243	-4.050%	0.162	8.141%
6/3/2016	0.000	0.300	0.683	0.683	0.000	0.143	-0.143	0.983	0.000	0.000	0.000	0.983	9.830%	-0.233	-3.883%	0.233	11.709%
6/4/2016	0.000	0.300	0.683	0.683	0.000	0.259	-0.259	0.983	0.000	0.000	0.000	0.983	9.830%	-0.259	-4.317%	0.208	10.452%
6/5/2016	0.000	0.300	0.683	0.683	0.000	0.194	-0.194	0.983	0.000	0.000	0.000	0.983	9.830%	-0.194	-3.233%	0.215	10.804%
6/6/2016	0.000	0.300	0.683	0.683	0.000	0.178	-0.178	0.983	0.000	0.000	0.000	0.983	9.830%	-0.178	-2.967%	0.229	11.508%
6/7/2016	0.000	0.300	0.683	0.683	0.000	0.266	-0.266	0.983	0.000	0.000	0.000	0.983	9.830%	-0.266	-4.433%	0.251	12.613%
6/8/2016	0.000	0.300	0.683	0.683	0.000	0.188	-0.188	0.983	0.000	0.000	0.000	0.983	9.830%	-0.188	-3.133%	0.277	13.920%
6/9/2016	0.000	0.300	0.683	0.683	0.000	0.255	-0.255	0.983	0.000	0.000	0.000	0.983	9.830%	-0.255	-4.250%	0.294	14.774%
6/10/2016	0.000	0.300	0.683	0.683	0.000	0.358	-0.358	0.983	0.000	0.000	0.000	0.983	9.830%	-0.358	-5.967%	0.181	9.095%
6/11/2016	0.000	0.300	0.683	0.683	0.000	0.229	-0.229	0.983	0.000	0.000	0.000	0.983	9.830%	-0.229	-3.817%	0.189	9.497%
6/12/2016	0.000	0.300	0.683	0.683	0.000	0.286	-0.286	0.983	0.000	0.000	0.000	0.983	9.830%	-0.286	-4.767%	0.218	10.955%
6/13/2016	0.000	0.300	0.683	0.683	0.000	0.234	-0.234	0.983	0.000	0.000	0.000	0.983	9.830%	-0.234	-3.900%	0.248	12.462%
6/14/2016	0.000	0.300	0.721	0.721	0.000	0.184	-0.184	1.021	0.000	0.000	0.000	1.021	10.210%	-0.184	-3.067%	0.157	7.889%
6/15/2016	0.000	0.300	0.259	0.259	0.000	0.721	-0.259	1.021	0.000	0.000	0.000	1.021	10.210%	-0.259	-4.317%	0.180	9.045%
6/16/2016	0.000	0.300	0.245	0.245	0.000	0.721	-0.245	1.021	0.000	0.000	0.000	1.021	10.210%	-0.245	-4.083%	0.274	13.769%
6/17/2016	0.000	0.300	0.721	0.721	0.000	0.225	-0.225	1.021	0.000	0.000	0.000	1.021	10.210%	-0.225	-3.750%	0.288	14.472%
6/18/2016	0.000	0.300	0.721	0.721	0.000	0.240	-0.240	1.021	0.000	0.000	0.000	1.021	10.210%	-0.240	-4.000%	0.138	6.935%
6/19/2016	0.000	0.300	0.721	0.721	0.000	0.286	-0.286	1.021	0.000	0.000	0.000	1.021	10.210%	-0.286	-4.767%	0.206	10.352%
6/20/2016	0.000	0.300	0.721	0.721	0.000	0.244	-0.244	1.021	0.000	0.000	0.000	1.021	10.210%	-0.244	-4.067%	0.325	16.332%
6/21/2016	0.000	0.300	0.721	0.721	0.000	0.265	-0.265	1.021	0.000	0.000	0.000	1.021	10.210%	-0.265	-4.417%	0.324	16.281%
6/22/2016	0.000	0.300	0.721	0.721	0.000	0.324	-0.324	1.021	0.000	0.000	0.000	1.021	10.210%	-0.324	-5.400%	0.225	11.307%
6/23/2016	0.000	0.300	0.721	0.721	0.000	0.258	-0.258	1.021	0.000	0.000	0.000	1.021	10.210%	-0.258	-4.300%	0.173	8.693%
6/24/2016	0.000	0.300	0.721	0.721	0.000	0.212	-0.212	1.021	0.000	0.000	0.000	1.021	10.210%	-0.212	-3.533%	0.257	12.915%
6/25/2016	0.000	0.300	0.721	0.721	0.000	0.237	-0.237	1.021	0.000	0.000	0.000	1.021	10.210%	-0.237	-3.950%	0.251	12.613%
6/26/2016	0.000	0.300	0.721	0.721	0.000	0.230	-0.230	1.021	0.000	0.000	0.000	1.021	10.210%	-0.230	-3.833%	0.193	9.698%
6/27/2016	0.000	0.300	0.721	0.721	0.000	0.232	-0.232	1.021	0.000	0.000	0.000	1.021	10.210%	-0.232	-3.867%	0.251	12.613%
6/28/2016	0.000	0.300	0.721	0.721	0.000	0.296	-0.296	1.021	0.000	0.000	0.000	1.021	10.210%	-0.296	-4.933%	0.239	12.010%
6/29/2016	0.000	0.300	0.721	0.721	0.000	0.197	-0.197	1.021	0.000	0.000	0.000	1.021	10.210%	-0.197	-3.283%	0.295	14.824%
6/30/2016	0.000	0.300	0.721	0.721	0.000	0.226	-0.226	1.021	0.000	0.000	0.000	1.021	10.210%	-0.226	-3.767%	0.291	14.623%
7/1/2016	0.000	0.300	0.721	0.721	0.000	0.223	-0.223	1.021	0.000	0.000	0.000	1.021	10.210%	-0.223	-3.717%	0.291	14.623%
7/2/2016	0.000	0.300	0.721	0.721	0.000	0.192	-0.192	1.021	0.000	0.000	0.000	1.021	10.210%	-0.192	-3.200%	0.442	22.211%
7/3/2016	0.000	0.300	0.721	0.721	0.000	0.175	-0.175	1.021	0.000	0.000	0.000	1.021	10.210%	-0.175	-2.917%	0.356	17.889%
7/4/2016	0.000	0.300	0.721	0.721	0.000	0.172	-0.172	1.021	0.000	0.000	0.000	1.021	10.210%	-0.172	-2.867%	0.194	9.749%
7/5/2016	0.000	0.300	0.721	0.721	0.000	0.166	-0.166	1.021	0.000	0.000	0.000	1.021	10.210%	-0.166	-2.767%	0.245	12.312%
7/6/2016	0.000	0.300	0.721	0.721	0.000	0.205	-0.205	1.021	0.000	0.000	0.000	1.021	10.210%	-0.205	-3.417%	0.191	9.598%
7/7/2016	0.000	0.300	0.721	0.721	0.000	0.265	-0.265	1.021	0.000	0.000	0.000	1.021	10.210%	-0.265	-4.417%	0.200	10.050%
7/8/2016	0.000	0.300	0.331	0.331	0.000	0.721	-0.331	1.021	0.000	0.000	0.000	1.021	10.210%	-0.331	-5.517%	0.290	

Map Code Source Basin	Water Transfer (MGD) to Rocky River Basin				Water Sales (MGD)		IBT Totals Per Basin				Interbasin Transfer						
	Salisbury 1		Albemarle 1		Charlotte 1-3		NOTE: All Wastewater discharge is to the Rocky River from RRWWTP, excluding water sales to Landis (subtracted from Total South Yadkin IBT).										
	South Yadkin	Yadkin	Yadkin	Yadkin	Catawba	South Yadkin	South Yadkin	Yadkin	Catawba								
DATE	Raw Water to Kannapolis Lake from Second Creek	Salisbury Finished water Interconnection with Kannapolis	Finished water Interconnection with Concord	Albemarle Finished water Interconnection with Concord	Charlotte Water Interconnections with Concord	Kannapolis Finished water sales to Landis	Total South Yadkin IBT ¹	Total Yadkin IBT	Total Catawba IBT	Catawba	% of Permitted MDD Transfer	Yadkin	% of Permitted MDD Transfer	Grandfathered IBT from Second Creek - South Yadkin River Basin	% of Permitted MDD Transfer	IBT from Yadkin to South Yadkin River Basin	% of Permitted MDD Transfer
7/15/2016	0.000	0.300	0.696	0.696	0.000	0.285	-0.285	0.996	0.000	0.000	0.000%	0.996	9.960%	-0.285	-4.750%	0.224	11.256%
7/16/2016	0.000	0.300	0.696	0.696	0.000	0.281	-0.281	0.996	0.000	0.000	0.000%	0.996	9.960%	-0.281	-4.683%	0.220	11.055%
7/17/2016	0.000	0.300	0.696	0.696	0.000	0.250	-0.250	0.996	0.000	0.000	0.000%	0.996	9.960%	-0.250	-4.167%	0.230	11.558%
7/18/2016	0.000	0.300	0.696	0.696	0.000	0.207	-0.207	0.996	0.000	0.000	0.000%	0.996	9.960%	-0.207	-3.450%	0.220	11.055%
7/19/2016	0.000	0.300	0.696	0.696	0.000	0.239	-0.239	0.996	0.000	0.000	0.000%	0.996	9.960%	-0.239	-3.983%	0.215	10.804%
7/20/2016	0.000	0.300	0.696	0.696	0.000	0.240	-0.240	0.996	0.000	0.000	0.000%	0.996	9.960%	-0.240	-4.000%	0.225	11.307%
7/21/2016	0.000	0.300	0.696	0.696	0.000	0.248	-0.248	0.996	0.000	0.000	0.000%	0.996	9.960%	-0.248	-4.133%	0.223	11.206%
7/22/2016	0.000	0.300	0.696	0.696	0.000	0.289	-0.289	0.996	0.000	0.000	0.000%	0.996	9.960%	-0.289	-4.817%	0.235	11.809%
7/23/2016	0.000	0.300	0.696	0.696	0.000	0.286	-0.286	0.996	0.000	0.000	0.000%	0.996	9.960%	-0.286	-4.767%	0.250	12.563%
7/24/2016	0.000	0.300	0.696	0.696	0.000	0.237	-0.237	0.996	0.000	0.000	0.000%	0.996	9.960%	-0.237	-3.950%	0.243	12.211%
7/25/2016	0.000	0.300	0.696	0.696	0.000	0.242	-0.242	0.996	0.000	0.000	0.000%	0.996	9.960%	-0.242	-4.033%	0.280	14.070%
7/26/2016	0.000	0.300	0.696	0.696	0.000	0.283	-0.283	0.996	0.000	0.000	0.000%	0.996	9.960%	-0.283	-4.717%	0.381	19.146%
7/27/2016	0.000	0.300	0.696	0.696	0.000	0.256	-0.256	0.996	0.000	0.000	0.000%	0.996	9.960%	-0.256	-4.267%	0.265	13.317%
7/28/2016	0.000	0.300	0.696	0.696	0.000	0.336	-0.336	0.996	0.000	0.000	0.000%	0.996	9.960%	-0.336	-5.600%	0.266	13.367%
7/29/2016	0.000	0.300	0.696	0.696	0.000	0.272	-0.272	0.996	0.000	0.000	0.000%	0.996	9.960%	-0.272	-4.533%	0.250	12.563%
7/30/2016	0.000	0.300	0.696	0.696	0.000	0.311	-0.311	0.996	0.000	0.000	0.000%	0.996	9.960%	-0.311	-5.183%	0.245	12.312%
7/31/2016	0.000	0.000	0.696	0.696	0.000	0.237	-0.237	0.696	0.000	0.000	0.000%	0.696	6.960%	-0.237	-3.950%	0.300	15.075%
8/1/2016	0.000	0.000	0.696	0.696	0.000	0.238	-0.238	0.696	0.000	0.000	0.000%	0.696	6.960%	-0.238	-3.967%	0.279	14.020%
8/2/2016	0.000	0.000	0.696	0.696	0.000	0.249	-0.249	0.696	0.000	0.000	0.000%	0.696	6.960%	-0.249	-4.150%	0.262	13.166%
8/3/2016	0.000	0.050	0.696	0.696	0.000	0.266	-0.266	0.746	0.000	0.000	0.000%	0.746	7.460%	-0.266	-4.433%	0.316	15.879%
8/4/2016	0.000	0.000	0.696	0.696	0.000	0.291	-0.291	0.696	0.000	0.000	0.000%	0.696	6.960%	-0.291	-4.850%	0.218	10.955%
8/5/2016	0.000	0.000	0.696	0.696	0.000	0.261	-0.261	0.696	0.000	0.000	0.000%	0.696	6.960%	-0.261	-4.350%	0.245	12.312%
8/6/2016	0.000	0.000	0.696	0.696	0.000	0.285	-0.285	0.696	0.000	0.000	0.000%	0.696	6.960%	-0.285	-4.750%	0.274	13.769%
8/7/2016	0.000	0.000	0.696	0.696	0.000	0.290	-0.290	0.696	0.000	0.000	0.000%	0.696	6.960%	-0.290	-4.833%	0.235	11.809%
8/8/2016	0.000	0.036	0.696	0.696	0.000	0.432	-0.432	0.732	0.000	0.000	0.000%	0.732	7.320%	-0.432	-7.200%	0.230	11.558%
8/9/2016	0.000	0.000	0.696	0.696	0.000	0.393	-0.393	0.696	0.000	0.000	0.000%	0.696	6.960%	-0.393	-6.500%	0.251	12.613%
8/10/2016	0.000	0.198	0.696	0.696	0.000	0.198	-0.198	0.714	0.000	0.000	0.000%	0.714	7.140%	-0.198	-3.300%	0.219	11.005%
8/11/2016	0.000	0.018	0.696	0.696	0.000	0.253	-0.253	0.714	0.000	0.000	0.000%	0.714	7.140%	-0.253	-4.217%	0.237	11.910%
8/12/2016	0.000	0.000	0.696	0.696	0.000	0.249	-0.249	0.696	0.000	0.000	0.000%	0.696	6.960%	-0.249	-4.150%	0.215	10.804%
8/13/2016	0.000	0.000	0.696	0.696	0.000	0.246	-0.246	0.696	0.000	0.000	0.000%	0.696	6.960%	-0.246	-4.100%	0.220	11.055%
8/14/2016	0.000	0.000	0.696	0.696	0.000	0.250	-0.250	0.696	0.000	0.000	0.000%	0.696	6.960%	-0.250	-4.167%	0.190	9.548%
8/15/2016	0.000	0.300	0.696	0.696	0.000	0.235	-0.235	0.996	0.000	0.000	0.000%	0.996	9.960%	-0.235	-3.917%	0.225	11.307%
8/16/2016	0.000	0.024	1.232	1.232	0.000	0.262	-0.262	1.256	0.000	0.000	0.000%	1.256	12.560%	-0.262	-4.367%	0.273	13.719%
8/17/2016	0.000	0.253	1.232	1.232	0.000	0.264	-0.264	1.485	0.000	0.000	0.000%	1.485	14.850%	-0.264	-4.400%	0.235	11.809%
8/18/2016	0.000	0.300	1.232	1.232	0.000	0.239	-0.239	1.532	0.000	0.000	0.000%	1.532	15.320%	-0.239	-3.983%	0.242	12.161%
8/19/2016	0.000	0.300	1.232	1.232	0.000	0.281	-0.281	1.532	0.000	0.000	0.000%	1.532	15.320%	-0.281	-4.683%	0.175	8.794%
8/20/2016	0.000	0.300	1.232	1.232	0.000	0.256	-0.256	1.532	0.000	0.000	0.000%	1.532	15.320%	-0.256	-4.267%	0.260	13.065%
8/21/2016	0.000	0.300	1.232	1.232	0.000	0.246	-0.246	1.532	0.000	0.000	0.000%	1.532	15.320%	-0.246	-4.100%	0.180	9.045%
8/22/2016	0.000	0.300	1.232	1.232	0.000	0.234	-0.234	1.532	0.000	0.000	0.000%	1.532	15.320%	-0.234	-3.900%	0.236	11.859%
8/23/2016	2.300	0.300	1.232	1.232	0.000	0.256	2.044	1.532	0.000	0.000	0.000%	1.532	15.320%	2.044	34.067%	0.261	13.116%
8/24/2016	2.300	0.300	1.232	1.232	0.000	0.312	1.988	1.532	0.000	0.000	0.000%	1.532	15.320%	1.988	33.133%	0.248	12.462%
8/25/2016	2.300	0.300	1.232	1.232	0.000	0.207	2.093	1.532	0.000	0.000	0.000%	1.532	15.320%	2.093	34.883%	0.234	11.759%
8/26/2016	2.300	0.300	1.232	1.232	0.000	0.243	2.057	1.532	0.000	0.000	0.000%	1.532	15.320%	2.057	34.283%	0.269	13.518%
8/27/2016	0.000	0.300	1.232	1.232	0.000	0.239	-0.239	1.532	0.000	0.000	0.000%	1.532	15.320%	-0.239	-3.983%	0.295	14.824%
8/28/2016	0.000	0.300	1.232	1.232	0.000	0.242	-0.242	1.532	0.000	0.000	0.000%	1.532	15.320%	-0.242	-4.033%	0.200	10.050%
8/29/2016	0.000	0.300	1.232	1.232	0.000	0.285	-0.285	1.532	0.000	0.000	0.000%	1.532	15.320%	-0.285	-4.750%	0.170	8.543%
8/30/2016	2.300	0.300	1.232	1.232	0.000	0.290	2.010	1.532	0.000	0.000	0.000%	1.532	15.320%	2.010	33.500%	0.374	18.794%
8/31/2016	0.000	0.300	1.232	1.232	0.000	0.270	-0.270	1.532	0.000	0.000	0.000%	1.532	15.320%	-0.270	-4.500%	0.454	22.814%
9/1/2016	2.300	0.300	1.232	1.232	0.000	0.267	2.033	1.532	0.000	0.000	0.000%	1.532	15.320%	2.033	33.883%	0.267	13.417%
9/2/2016	2.300	0.300	1.232	1.232	0.000	0.225	2.075	1.532	0.000	0.000	0.000%	1.532	15.320%	2.075	34.583%	0.225	11.307%
9/3/2016	2.300	0.300	1.232	1.232	0.000	0.244	2.056	1.532	0.000	0.000	0.000%	1.532	15.320%	2.056	34.267%	0.244	12.261%
9/4/2016	2.500	0.300	1.232	1.232	0.000	0.232	2.268	1.532	0.000	0.000	0.000%	1.532	15.320%	2.268	37.800%	0.232	11.658%
9/5/2016	2.500	0.300	1.232	1.232	0.000	0.298	2.202	1.532	0.000	0.000	0.000%	1.532	15.320%	2.202	36.700%	0.298	14.975%
9/6/2016	2.500	0.300	1.232	1.232	0.000	0.318	2.182	1.532	0.000	0.000	0.000%	1.532	15.320%	2.182	36.367%	0.318	15.980%
9/7/2016	2.500	0.300	1.232	1.232	0.000	0.294	2.206	1.532	0.000	0.000	0.000%	1.532	15.320%	2.206	36.767%	0.294	14.774%
9/8/2016	2.500	0.300	1.232	1.232	0.000	0.287	1.713	1.532	0.000	0.000	0.000%	1.532	15.320%	1.713	28.550%	0.287	14.422%
9/9/2016	2.000	0.300	1.232	1.232	0.000	0.265	1.735	1.532	0.000	0.000	0.000%	1.532	15.320%	1.735	28.917%	0.265	13.317%
9/10/2016	2.000	0.300	1.232	1.232	0.000	0.268	1.732	1.532	0.000	0.000	0.000%	1.532	15.320%	1.732	28.867%	0.268	13.467%
9/11/2016	0.000	0.300	1.232	1.232	0.000	0.256	-0.256	1.532	0.000	0.000	0.000%	1.532	15.320%	-0.256	-4.267%	0.256	12.864%
9/12/2016	0.000	0.300	1.232	1.232	0.000	0.334	-0.334	1.532	0.000	0.000	0.000%	1.532	15.320%	-0.334	-5.567%	0.334	16.784%
9/13/2016	0.000	0.300	1.232	1.232	0.000	0.277	-0.277	1.532	0.000	0.000	0.000%	1.532	15.320%	-0.277	-4.617%	0.277	13.920%
9/14/2016	0.000	0.300	1.232	1.232	0.000	0.269	-0.269	1.532	0.000	0.000	0.000%	1.532	15.320%	-0.269	-4.483%	0.269	13.518%
9/15/2016	0.																

Map Code Source Basin	Water Transfer (MGD) to Rocky River Basin				Water Sales (MGD)		IBT Totals Per Basin				Interbasin Transfer						
	Salisbury 1		Albemarle 1		Charlotte 1-3		NOTE: All Wastewater discharge is to the Rocky River from RRWWTP, excluding water sales to Landis (subtracted from Total South Yadkin IBT).										
	South Yadkin	Yadkin	Yadkin	Catawba	South Yadkin	South Yadkin	Yadkin	Catawba									
DATE	Raw Water to Kannapolis Lake from Second Creek	Salisbury Finished water Interconnection with Kannapolis	Finished water Interconnection with Concord	Charlotte Water Interconnections with Concord	Kannapolis water sales to Landis	Finished water sales to Landis	Total South Yadkin IBT ¹	Total Yadkin IBT	Total Catawba IBT	Catawba	% of Permitted MDD Transfer	Yadkin	% of Permitted MDD Transfer	Grandfathered IBT from Second Creek - South Yadkin River Basin	% of Permitted MDD Transfer	IBT from Yadkin to South Yadkin River Basin	% of Permitted MDD Transfer
9/21/2016	0.000	0.300	1.232		0.274	-0.274	1.532	0.000	0.000	0.000	0.000%	1.532	15.320%	-0.274	-4.567%	0.274	13.769%
9/22/2016	0.000	0.184	1.232		0.258	-0.258	1.416	0.000	0.000	0.000	0.000%	1.416	14.160%	-0.258	-4.300%	0.258	12.965%
9/23/2016	0.000	0.184	1.232		0.245	-0.245	1.416	0.000	0.000	0.000	0.000%	1.416	14.160%	-0.245	-4.083%	0.245	12.312%
9/24/2016	0.000	0.153	1.232		0.225	-0.225	1.385	0.000	0.000	0.000	0.000%	1.385	13.850%	-0.225	-3.750%	0.225	11.307%
9/25/2016	0.000	0.106	1.232		0.240	-0.240	1.338	0.000	0.000	0.000	0.000%	1.338	13.380%	-0.240	-4.000%	0.240	12.060%
9/26/2016	0.000	0.118	1.232		0.250	-0.250	1.350	0.000	0.000	0.000	0.000%	1.350	13.500%	-0.250	-4.167%	0.250	12.563%
9/27/2016	0.000	0.100	1.232		0.209	-0.209	1.332	0.000	0.000	0.000	0.000%	1.332	13.320%	-0.209	-3.483%	0.209	10.503%
9/28/2016	5.500	0.000	1.232		0.296	5.204	1.232	0.000	0.000	0.000	0.000%	1.232	12.320%	5.204	86.733%	0.296	14.874%
9/29/2016	5.500	0.000	1.232		0.227	5.273	1.232	0.000	0.000	0.000	0.000%	1.232	12.320%	5.273	87.883%	0.227	11.407%
9/30/2016	5.500	0.000	1.232		0.242	5.258	1.232	0.000	0.000	0.000	0.000%	1.232	12.320%	5.258	87.633%	0.242	12.161%
10/1/2016	5.500	0.000	1.232		0.223	5.277	1.232	0.000	0.000	0.000	0.000%	1.232	12.320%	5.277	87.950%	0.223	11.206%
10/2/2016	4.000	0.000	1.232		0.278	3.722	1.232	0.000	0.000	0.000	0.000%	1.232	12.320%	3.722	62.033%	0.278	13.970%
10/3/2016	3.000	0.000	1.232		0.269	2.731	1.232	0.000	0.000	0.000	0.000%	1.232	12.320%	2.731	45.517%	0.269	13.518%
10/4/2016	3.000	0.000	1.232		0.255	2.745	1.232	0.000	0.000	0.000	0.000%	1.232	12.320%	2.745	45.750%	0.255	12.814%
10/5/2016	3.000	0.000	1.232		0.305	2.695	1.232	0.000	0.000	0.000	0.000%	1.232	12.320%	2.695	44.917%	0.305	15.327%
10/6/2016	0.000	0.000	1.232		0.227	-0.227	1.232	0.000	0.000	0.000	0.000%	1.232	12.320%	-0.227	-3.783%	0.227	11.407%
10/7/2016	0.000	0.000	1.232		0.208	-0.208	1.232	0.000	0.000	0.000	0.000%	1.232	12.320%	-0.208	-3.467%	0.208	10.452%
10/8/2016	0.000	0.000	1.232		0.204	-0.204	1.232	0.000	0.000	0.000	0.000%	1.232	12.320%	-0.204	-3.400%	0.204	10.251%
10/9/2016	0.000	0.000	1.232		0.210	-0.210	1.232	0.000	0.000	0.000	0.000%	1.232	12.320%	-0.210	-3.500%	0.210	10.553%
10/10/2016	0.000	0.000	1.232		0.215	-0.215	1.232	0.000	0.000	0.000	0.000%	1.232	12.320%	-0.215	-3.583%	0.215	10.804%
10/11/2016	0.000	0.000	1.232		0.228	-0.228	1.232	0.000	0.000	0.000	0.000%	1.232	12.320%	-0.228	-3.800%	0.228	11.457%
10/12/2016	0.000	0.000	1.232		0.263	-0.263	1.232	0.000	0.000	0.000	0.000%	1.232	12.320%	-0.263	-4.383%	0.263	13.216%
10/13/2016	0.000	0.000	1.232		0.255	-0.255	1.232	0.000	0.000	0.000	0.000%	1.232	12.320%	-0.255	-4.250%	0.255	12.814%
10/14/2016	0.000	0.000	1.232		0.180	-0.180	1.232	0.000	0.000	0.000	0.000%	1.232	12.320%	-0.180	-3.000%	0.180	9.045%
10/15/2016	0.000	0.000	1.358		0.287	-0.287	1.358	0.000	0.000	0.000	0.000%	1.358	13.580%	-0.287	-4.783%	0.287	14.422%
10/16/2016	0.000	0.000	1.358		0.329	-0.329	1.358	0.000	0.000	0.000	0.000%	1.358	13.580%	-0.329	-5.483%	0.329	16.533%
10/17/2016	0.000	0.000	1.358		0.320	-0.320	1.358	0.000	0.000	0.000	0.000%	1.358	13.580%	-0.320	-5.333%	0.320	16.080%
10/18/2016	0.000	0.000	1.358		0.337	-0.337	1.358	0.000	0.000	0.000	0.000%	1.358	13.580%	-0.337	-5.617%	0.337	16.935%
10/19/2016	0.000	0.000	1.358		0.329	-0.329	1.358	0.000	0.000	0.000	0.000%	1.358	13.580%	-0.329	-5.483%	0.329	16.533%
10/20/2016	0.000	0.000	1.358		0.306	-0.306	1.358	0.000	0.000	0.000	0.000%	1.358	13.580%	-0.306	-5.100%	0.306	15.377%
10/21/2016	0.000	0.000	1.358		0.305	-0.305	1.358	0.000	0.000	0.000	0.000%	1.358	13.580%	-0.305	-5.083%	0.305	15.327%
10/22/2016	0.000	0.000	1.358		0.347	-0.347	1.358	0.000	0.000	0.000	0.000%	1.358	13.580%	-0.347	-5.783%	0.347	17.437%
10/23/2016	0.000	0.000	1.358		0.311	-0.311	1.358	0.000	0.000	0.000	0.000%	1.358	13.580%	-0.311	-5.183%	0.311	15.628%
10/24/2016	0.000	0.000	1.358		0.305	-0.305	1.358	0.000	0.000	0.000	0.000%	1.358	13.580%	-0.305	-5.083%	0.305	15.327%
10/25/2016	0.000	0.000	1.358		0.034	-0.034	1.358	0.000	0.000	0.000	0.000%	1.358	13.580%	-0.034	-0.568%	0.034	1.714%
10/26/2016	0.000	0.000	1.358		0.340	-0.340	1.358	0.000	0.000	0.000	0.000%	1.358	13.580%	-0.340	-5.667%	0.340	17.085%
10/27/2016	0.000	0.000	1.358		0.295	-0.295	1.358	0.000	0.000	0.000	0.000%	1.358	13.580%	-0.295	-4.917%	0.295	14.824%
10/28/2016	0.000	0.000	1.358		0.308	-0.308	1.358	0.000	0.000	0.000	0.000%	1.358	13.580%	-0.308	-5.133%	0.308	15.477%
10/29/2016	0.000	0.000	1.358		0.311	-0.311	1.358	0.000	0.000	0.000	0.000%	1.358	13.580%	-0.311	-5.183%	0.311	15.628%
10/30/2016	3.500	0.000	1.358		0.346	3.154	1.358	0.000	0.000	0.000	0.000%	1.358	13.580%	3.154	52.567%	0.346	17.387%
10/31/2016	3.800	0.000	1.358		0.300	3.500	1.358	0.000	0.000	0.000	0.000%	1.358	13.580%	3.500	58.333%	0.300	15.075%
11/1/2016	3.800	0.000	1.358		0.336	3.464	1.358	0.000	0.000	0.000	0.000%	1.358	13.580%	3.464	57.733%	0.336	16.884%
11/2/2016	3.800	0.000	1.358		0.319	3.481	1.358	0.000	0.000	0.000	0.000%	1.358	13.580%	3.481	58.017%	0.319	16.030%
11/3/2016	3.800	0.000	1.358		0.336	3.464	1.358	0.000	0.000	0.000	0.000%	1.358	13.580%	3.464	57.733%	0.336	16.884%
11/4/2016	3.800	0.000	1.358		0.336	3.464	1.358	0.000	0.000	0.000	0.000%	1.358	13.580%	3.464	57.733%	0.336	16.884%
11/5/2016	3.800	0.000	1.358		0.140	3.660	1.358	0.000	0.000	0.000	0.000%	1.358	13.580%	3.660	61.000%	0.140	7.035%
11/6/2016	3.800	0.000	1.358		0.319	3.481	1.358	0.000	0.000	0.000	0.000%	1.358	13.580%	3.481	58.017%	0.319	16.030%
11/7/2016	3.800	0.000	1.358		0.319	3.481	1.358	0.000	0.000	0.000	0.000%	1.358	13.580%	3.481	58.017%	0.319	16.030%
11/8/2016	4.600	0.000	1.358		0.299	4.301	1.358	0.000	0.000	0.000	0.000%	1.358	13.580%	4.301	71.683%	0.299	15.025%
11/9/2016	4.600	0.000	1.358		0.320	4.280	1.358	0.000	0.000	0.000	0.000%	1.358	13.580%	4.280	71.333%	0.320	16.080%
11/10/2016	4.600	0.000	1.358		0.294	4.306	1.358	0.000	0.000	0.000	0.000%	1.358	13.580%	4.306	71.767%	0.294	14.774%
11/11/2016	4.600	0.000	1.358		0.296	4.304	1.358	0.000	0.000	0.000	0.000%	1.358	13.580%	4.304	71.733%	0.296	14.874%
11/12/2016	4.600	0.000	1.358		0.332	4.268	1.358	0.000	0.000	0.000	0.000%	1.358	13.580%	4.268	71.133%	0.332	16.683%
11/13/2016	4.600	0.000	1.358		0.277	4.323	1.358	0.000	0.000	0.000	0.000%	1.358	13.580%	4.323	72.050%	0.277	13.920%
11/14/2016	4.600	0.000	1.358		0.322	4.278	1.358	0.000	0.000	0.000	0.000%	1.358	13.580%	4.278	71.300%	0.322	16.181%
11/15/2016	4.600	0.000	1.401		0.347	4.253	1.401	0.000	0.000	0.000	0.000%	1.401	14.010%	4.253	70.883%	0.347	17.437%
11/16/2016	4.600	0.000	1.401		0.366	4.234	1.401	0.000	0.000	0.000	0.000%	1.401	14.010%	4.234	70.567%	0.366	18.392%
11/17/2016	4.600	0.000	1.401		0.371	4.229	1.401	0.000	0.000	0.000	0.000%	1.401	14.010%	4.229	70.483%	0.371	18.643%
11/18/2016	4.600	0.000	1.401		0.328	4.272	1.401	0.000	0.000	0.000	0.000%	1.401	14.010%	4.272	71.200%	0.328	16.482%
11/19/2016	4.600	0.000	1.401		0.332	4.268	1.401	0.000	0.000	0.000	0.000%	1.401	14.010%	4.268	71.133%	0.332	16.683%
11/20/2016	4.600	0.000	1.401		0.249	4.351	1.401	0.000	0.000	0.000	0.000%	1.401	14.010%	4.351	72.517%	0.249	12.513%
11/21/2016	4.800	0.000	1.401		0.262	4.338	1.401	0.000	0.000	0.000	0.000%	1.401	14.010%	4.338	72.300%	0.262	13.166%
11/22/2016	0.000	0.000	1.401		0.256	-0.256	1.401	0.000	0.000	0.000	0.000%	1.401	14.010%	-0.256	-4.267%	0.256	12.864%
11/23/2016	0.000	0.000	1.401		0.292	-0.292	1.401	0.000	0.000	0.000	0.000						

Map Code Source Basin	Water Transfer (MGD) to Rocky River Basin				Water Sales (MGD)		IBT Totals Per Basin				Interbasin Transfer					
	Salisbury 1		Albemarle 1		Charlotte 1-3		South Yadkin	South Yadkin	Yadkin	Catawba	Grandfathered IBT from Second Creek - South Yadkin River Basin					
	South Yadkin	Yadkin	Yadkin	Catawba	Kannapolis Finished water sales to Landis	Total South Yadkin IBT ¹					Total Yadkin IBT	Total Catawba IBT	Catawba	% of Permitted MDD Transfer	Yadkin	% of Permitted MDD Transfer
DATE	Raw Water to Kannapolis Lake from Second Creek	Salisbury Finished water Interconnection with Kannapolis	Albemarle Finished water Interconnection with Concord	Charlotte Water Finished water Interconnections with Concord												
11/28/2016	3.000	0.000	1.401		0.313	2.687	1.401	0.000	0.000	0.000%	1.401	14.010%	2.687	44.783%	0.313	15.729%
11/29/2016	0.000	0.000	1.401		0.303	-0.303	1.401	0.000	0.000	0.000%	1.401	14.010%	-0.303	-5.050%	0.303	15.226%
11/30/2016	0.000	0.000	1.401		0.303	-0.303	1.401	0.000	0.000	0.000%	1.401	14.010%	-0.303	-5.050%	0.303	15.226%
12/1/2016	0.000	0.000	1.401		0.337	-0.337	1.401	0.000	0.000	0.000%	1.401	14.010%	-0.337	-5.617%	0.337	16.935%
12/2/2016	0.000	0.000	1.111		0.260	-0.260	1.111	0.000	0.000	0.000%	1.111	11.110%	-0.260	-4.333%	0.260	13.065%
12/3/2016	0.000	0.000	1.111		0.344	-0.344	1.111	0.000	0.000	0.000%	1.111	11.110%	-0.344	-5.733%	0.344	17.286%
12/4/2016	0.000	0.000	1.111		0.262	-0.262	1.111	0.000	0.000	0.000%	1.111	11.110%	-0.262	-4.367%	0.262	13.166%
12/5/2016	0.000	0.000	1.111		0.318	-0.318	1.111	0.000	0.000	0.000%	1.111	11.110%	-0.318	-5.300%	0.318	15.980%
12/6/2016	0.000	0.000	1.111		0.289	-0.289	1.111	0.000	0.000	0.000%	1.111	11.110%	-0.289	-4.817%	0.289	14.523%
12/7/2016	0.000	0.000	1.111		0.267	-0.267	1.111	0.000	0.000	0.000%	1.111	11.110%	-0.267	-4.450%	0.267	13.417%
12/8/2016	0.000	0.000	1.111		0.238	-0.238	1.111	0.000	0.000	0.000%	1.111	11.110%	-0.238	-3.967%	0.238	11.960%
12/9/2016	0.000	0.000	1.111		0.285	-0.285	1.111	0.000	0.000	0.000%	1.111	11.110%	-0.285	-4.750%	0.285	14.322%
12/10/2016	0.000	0.000	1.111		0.247	-0.247	1.111	0.000	0.000	0.000%	1.111	11.110%	-0.247	-4.117%	0.247	12.412%
12/11/2016	0.000	0.000	1.111		0.242	-0.242	1.111	0.000	0.000	0.000%	1.111	11.110%	-0.242	-4.033%	0.242	12.161%
12/12/2016	0.000	0.000	1.111		0.240	-0.240	1.111	0.000	0.000	0.000%	1.111	11.110%	-0.240	-4.000%	0.240	12.060%
12/13/2016	0.000	0.000	1.111		0.255	-0.255	1.111	0.000	0.000	0.000%	1.111	11.110%	-0.255	-4.250%	0.255	12.814%
12/14/2016	0.000	0.000	1.111		0.352	-0.352	1.111	0.000	0.000	0.000%	1.111	11.110%	-0.352	-5.867%	0.352	17.688%
12/15/2016	0.000	0.000	1.111		0.241	-0.241	1.111	0.000	0.000	0.000%	1.111	11.110%	-0.241	-4.017%	0.241	12.111%
12/16/2016	0.000	0.000	1.111		0.236	-0.236	1.111	0.000	0.000	0.000%	1.111	11.110%	-0.236	-3.933%	0.236	11.859%
12/17/2016	0.000	0.000	1.111		0.296	-0.296	1.111	0.000	0.000	0.000%	1.111	11.110%	-0.296	-4.933%	0.296	14.874%
12/18/2016	0.000	0.000	1.111		0.244	-0.244	1.111	0.000	0.000	0.000%	1.111	11.110%	-0.244	-4.067%	0.244	12.261%
12/19/2016	0.000	0.000	1.111		0.239	-0.239	1.111	0.000	0.000	0.000%	1.111	11.110%	-0.239	-3.983%	0.239	12.010%
12/20/2016	0.000	0.000	1.111		0.293	-0.293	1.111	0.000	0.000	0.000%	1.111	11.110%	-0.293	-4.883%	0.293	14.724%
12/21/2016	0.000	0.000	1.111		0.243	-0.243	1.111	0.000	0.000	0.000%	1.111	11.110%	-0.243	-4.050%	0.243	12.211%
12/22/2016	0.000	0.000	1.111		0.236	-0.236	1.111	0.000	0.000	0.000%	1.111	11.110%	-0.236	-3.933%	0.236	11.859%
12/23/2016	0.000	0.000	1.111		0.199	-0.199	1.111	0.000	0.000	0.000%	1.111	11.110%	-0.199	-3.317%	0.199	10.000%
12/24/2016	0.000	0.000	1.111		0.240	-0.240	1.111	0.000	0.000	0.000%	1.111	11.110%	-0.240	-4.000%	0.240	12.060%
12/25/2016	0.000	0.000	1.111		0.231	-0.231	1.111	0.000	0.000	0.000%	1.111	11.110%	-0.231	-3.850%	0.231	11.608%
12/26/2016	0.000	0.000	1.111		0.187	-0.187	1.111	0.000	0.000	0.000%	1.111	11.110%	-0.187	-3.117%	0.187	9.397%
12/27/2016	0.000	0.000	1.111		0.317	-0.317	1.111	0.000	0.000	0.000%	1.111	11.110%	-0.317	-5.283%	0.317	15.930%
12/28/2016	0.000	0.000	1.111		0.350	-0.350	1.111	0.000	0.000	0.000%	1.111	11.110%	-0.350	-5.833%	0.350	17.588%
12/29/2016	0.000	0.000	1.111		0.404	-0.404	1.111	0.000	0.000	0.000%	1.111	11.110%	-0.404	-6.733%	0.404	20.302%
12/30/2016	0.000	0.000	1.111		0.367	-0.367	1.111	0.000	0.000	0.000%	1.111	11.110%	-0.367	-6.117%	0.367	18.442%
12/31/2016	0.0	0.000	1.111		0.400	-0.400	1.111	0.000	0.000	0.000%	1.111	11.110%	-0.400	-6.667%	0.400	20.101%
AVG 2016	0.475	0.207	0.905	#DIV/0!	0.233	0.241	1.110	0.000	0.000	0.000%	1.110	11.099%	0.243	4.047%	0.231	11.625%
MAX 2016	5.500	0.300	1.401	0.000	0.432	5.277	1.532	0.000	0.000	0.000%	1.532	15.320%	5.277	87.950%	0.454	22.814%

¹ Transfers from Second Creek to Kannapolis Lake (South Yadkin Basin to Rocky River Basin) shall not exceed 6 MGD; positive numbers represent this direction of transfer as dominate
Transfers from Kannapolis (via purchase from Salisbury) to Landis (Yadkin Basin to South Yadkin Basin) shall not exceed 2 MGD; negative numbers represent this direction of transfer as the dominate