



## North Carolina Community Health Grants

2019 Profile (Data from State Fiscal Year 2019 and current as of 6/30/2019)

### Grant Facts

**\$14.6M**

Grant funding appropriated from the General Assembly

**141**

Full-time equivalent health care professionals supported through grant funds

**361,413**

Total Patients served

**1,171,957**

Medically vulnerable patient encounters for Medicaid, Medicare, underinsured, and uninsured

**\$39.22**

Average annual contribution by ORH per patient

### Performance Measures



**69%**

Patients with well-controlled diabetes, as evidenced by A1c levels  $\leq 9$



**68%**

Patients with well-controlled hypertension, as evidenced by blood pressure levels  $\leq 140/90$



**64%**

Patients screened for obesity through Body Mass Index (BMI) testing



**74%**

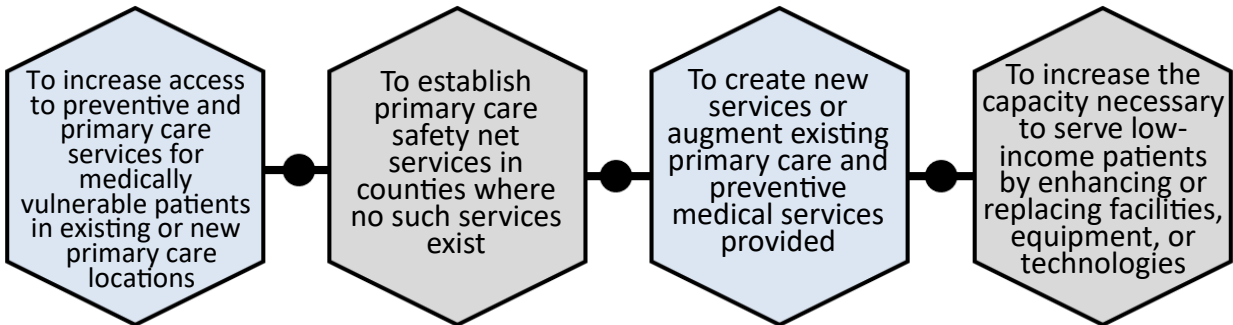
Patients screened for tobacco cessation and treatment

**Did You Know? That nearly 1.1 million North Carolinians were considered uninsured in 2018 (Current Population Survey, US Census Bureau).** The Community Health Grant (CHG) funds, by statute, supports safety net organizations such as federally qualified health centers, state-designated rural health centers, free and charitable clinics, public health departments, school-based health centers, and other non-profits that provide care to underserved populations throughout the State. Grant funds may be used for both capital improvements and direct patient care. For FY 2019, the program served 156,120 uninsured patients which represented 43% of the total patients served.

### Importance and Improvements

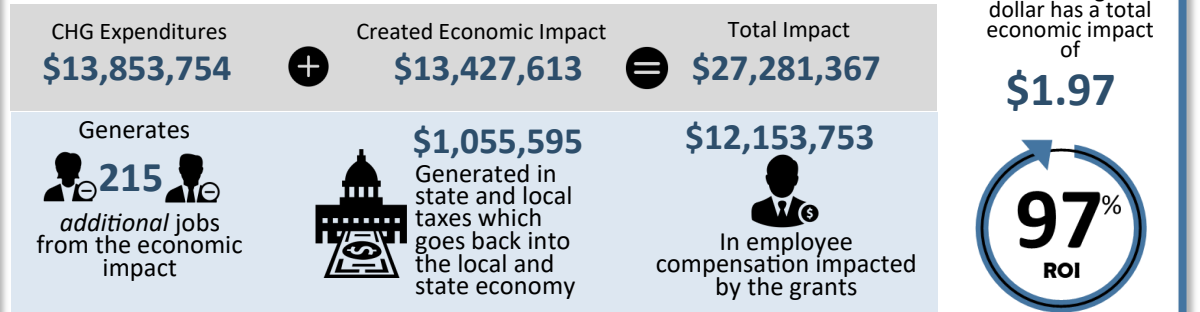
Continued support and recurring funding for the CHG program have strengthened North Carolina's health care safety net infrastructure to ensure that all of the State's medically vulnerable residents (Uninsured, Underinsured, Medicare and Medicaid) have access to affordable and appropriate high quality primary care. Support for the program led to a 37% increase in patient encounters, totaling more than 1,171,957 patient visits. The program was able to increase by 17% the total number of patients served, totaling 361,413.

### Purpose of Grant Funding is Fourfold:



### Return On Investment and Economic Impact

Source: IMPLAN



\*Economic impact is estimated to be much greater because improved health outcomes can lead to fewer missed work days, reduced health care costs, and reduced premature morbidity and mortality. Some expenses such as out of state purchases, overhead, and rollover payments are not captured for ROI and economic impact.





North Carolina Community Health Grants

2019 Profile (Data from State Fiscal Year 2019 and current as of 6/30/2019)



Technical Assistance

246 Activities in 55 Counties Provided by ORH Staff

Total Program Funding

Federal \$181,379 1%

State \$15,410,803 99%

Community/Development

192 Activities

Other 7 Activities

Contract Development/Assistance 13 Activities

Clinic/Staff Assistance 34 Activities

Program Reach

114

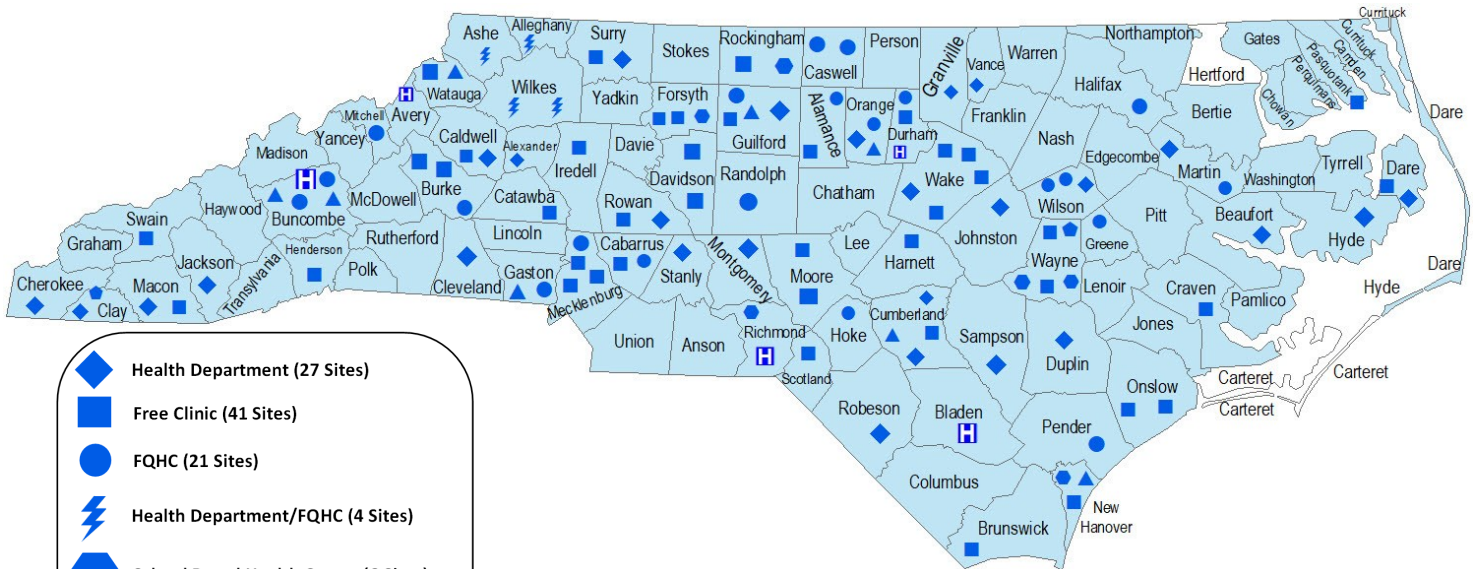
Grantees Funded

98

Total Counties Covered

68

Rural Counties Covered



- Health Department (27 Sites)
Free Clinic (41 Sites)
FQHC (21 Sites)
Health Department/FQHC (4 Sites)
School Based Health Center (6 Sites)
Rural Health Clinic (2 Sites)
Hospital (5 Sites)
Non-Profit, Community Health Organization, Low Cost Clinic, University (8 Sites)
Community Health Grant Coverage County (98 Counties)

If you have further questions, please contact:
Ginny Ingram, Community Health Program Manager
Phone: 919-527-6457
Ginny.Ingram@dhhs.nc.gov