

North Carolina Farmworker Health Program

2019 Profile (Data from State Fiscal Year 2019 and current as of 06/30/2019 unless otherwise indicated)

Grant Facts

\$3.4M

Total federal (HRSA) available grant funding

35

Full-time equivalent health care professionals supported through grant funds

9,961*

Patients served

\$315

Average annual contribution by ORH per patient

378

Patients received medications through the 340B program at 5 local partner pharmacies

1,652

340B prescriptions provided

\$168,287

340B Drug Pricing Program savings

Performance Measures*



64%

Patients with well controlled diabetes, as evidenced by A1c levels ≤ 9



50%

Patients with well controlled hypertension, as evidenced by blood pressure levels $\leq 140/90$



53%

Patients screened for obesity through Body Mass Index (BMI) testing and follow up plan if abnormal



83%

Patients screened for tobacco cessation and treatment

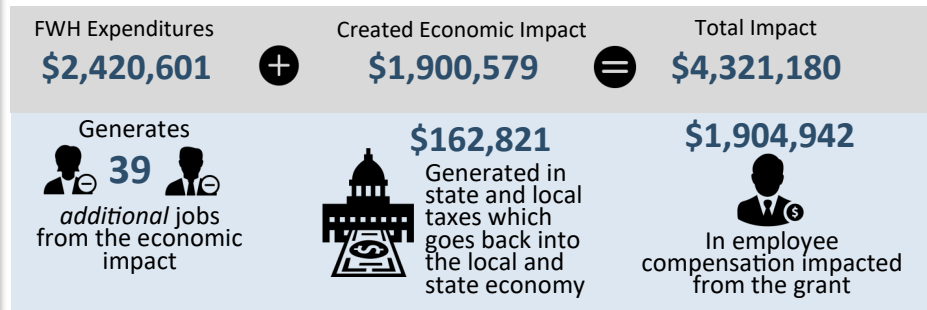
Did You Know? Agriculture is a \$70-billion-a-year industry in North Carolina, and is dependent on a healthy workforce. Farm labor ranks as one of the top three most dangerous occupations in the United States. Farmworker populations are traditionally underserved because of barriers to care, including transportation, language, cost and isolation. The North Carolina Farmworker Health Program (NCFHP) works to improve the health of migrant and seasonal farmworkers and their families by providing funding, training and technical assistance to a statewide network of outreach and health care providers. NCFHP is primarily federally funded, and is administered by the Office of Rural Health (ORH). NCFHP utilizes the 340B drug pricing program to provide affordable medications.

Program Achievements:

NCFHP contracts with 8 service delivery sites and has four additional grant supported partners. In CY 2019 NCFHP served 9,961 men, women, and children from farmworker families. In 2019 NCFHP outreach workers reached 7,295 individuals from farmworker families with pesticide exposure education and 6,952 farmworkers with heat illness education. In FY 2019 NCFHP served 378 patients through the discounted 340B prescription drug program.

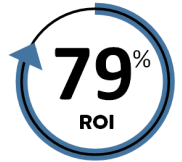
Return On Investment and Economic Impact

Source: IMPLAN*



Each FWH grant dollar has a total economic impact of

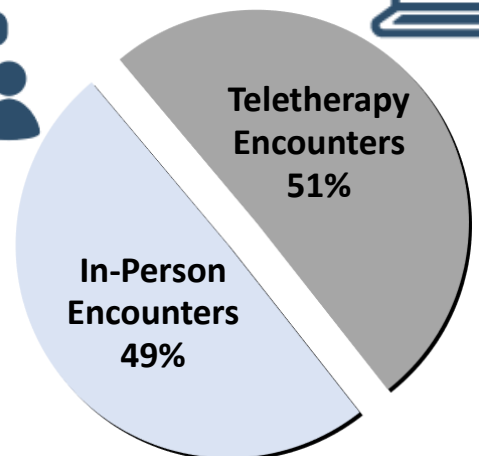
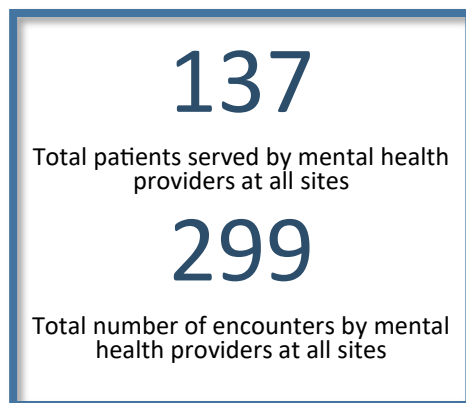
\$1.79




*Data from SFY 2019. Economic impact is estimated to be much greater because improved health outcomes can lead to fewer missed work days, reduced health care costs, and reduced premature morbidity and mortality. Some expenses such as out of state purchases, overhead, and rollover payments are not captured for ROI and economic impact.

Behavioral Health Services

In 2019 NCFHP expanded behavioral health services provided by mental health providers at 5 contract sites.





North Carolina Farmworker Health Program

2019 Profile (Data from State Fiscal Year 2019 and current as of 06/30/2019 unless otherwise indicated)

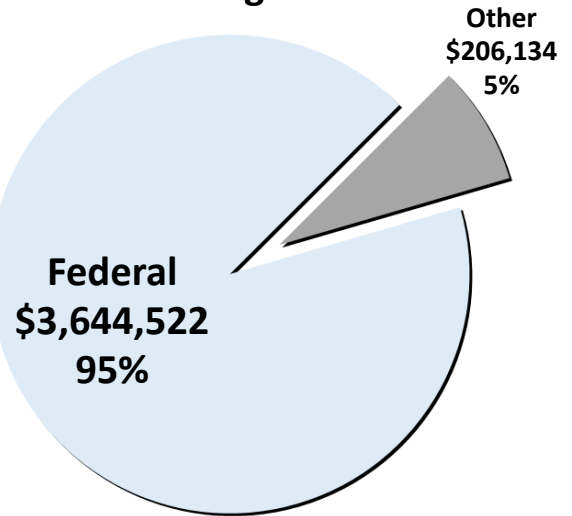


Technical Assistance

137 Activities in
20 Counties

Provided by ORH Staff

Total Program Budget



Site Development Assistance

128 Activities

Citizen Assistance

2 Activities

Community Development Assistance

5 Activities

Support Recruitment

2 Activities

Program Reach

12

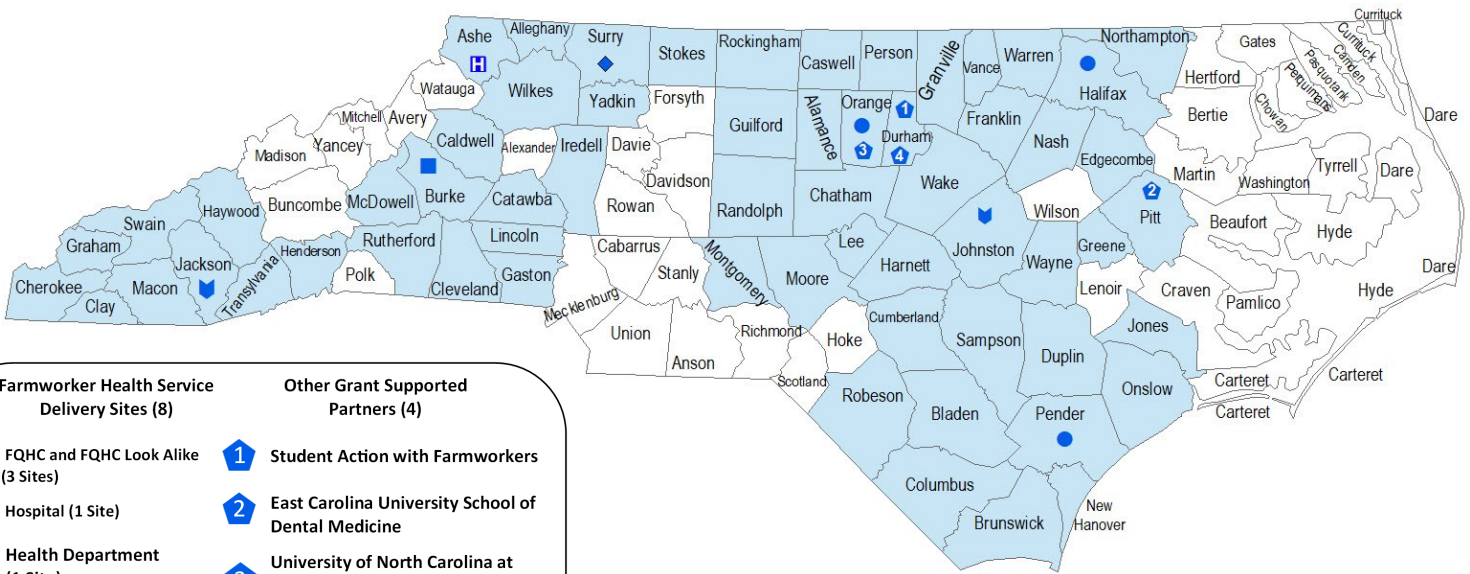
Agencies Funded

61

Total Counties Covered

42

Rural Counties Covered



Farmworker Health Service Delivery Sites (8)

Other Grant Supported Partners (4)

- FQHC and FQHC Look Alike (3 Sites)
- Hospital (1 Site)
- Health Department (1 Site)
- Free and Charitable Clinic (1 Site)
- Non-Profit Organization (2 Sites)

- Student Action with Farmworkers
- East Carolina University School of Dental Medicine
- University of North Carolina at Chapel-Hill Department of Family Medicine
- El Futuro

Farmworker Health Site (County Coverage 61 Counties)

If you have further questions, please contact:
Elizabeth Freeman Lambar
NC Farmworker Health Program Manager
Phone: 919-527-6455
Elizabeth.Freeman@dhhs.nc.gov

