

North Carolina Health Care Provider Placement Services

2019 Profile (Data from State Fiscal Year 2019 and current as of 6/30/2019)

Grant Facts

\$4.3M

Secured state and federal loan repayments for providers

\$1.5M

Grant funding appropriated from General Assembly

\$218K

Funding from Kate B. Reynolds Charitable Trust

38 FTEs

Health care professionals supported through State Loan Repayment Incentives

10

Stakeholder feedback sessions were held across the state to obtain information on improving provider placement services

92%

Of placements were in either a geographic, population, or facility Health Professional Shortage Area (HPSA)

7.4

Average number of years providers placed in rural or underserved areas anticipate staying at their current practice site (based on 'Practice Sights' End of Year and End of Contract questionnaire data reporting period 1/1/2010 to 6/30/2019)

Overview:

The Office of Rural Health (ORH) recruits primary care physicians, nurse practitioners, physician assistants, dentists, dental hygienists, psychiatrists, and other mental health providers to practices that serve rural and underserved populations across the state. ORH seeks to make compatible matches based on the needs of the community as well as the provider. ORH works with state and federal governments, as well as local communities, to identify shortage areas of primary medical care, dental, or mental health providers. These areas are designated as Health Professional Shortage Areas (HPSAs), making them eligible to qualify for federal funding and services.

Economic Impact and Return on Investment of Expenditures

(1) Estimated using Financial Incentives (64 providers placed with financial incentives)

Program Expenditures \$1,872,769 + Created Economic Impact \$1,603,864 = Total Impact \$3,476,633

Each MPS grant dollar has a total economic impact of

\$1.86

Generates 26 additional jobs from the economic impact

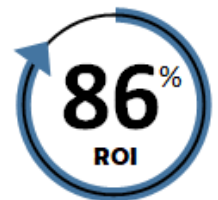


\$130,497

Generated in state and local taxes which goes back into the local and state economy

\$1,713,843

In employee compensation impacted from the grant



*Source: IMPLAN. Economic return is estimated to be much greater because improved health outcomes can lead to fewer missed work days, reduced health care costs, and reduced premature morbidity and mortality. Some expenses such as out of state purchases, overhead, and rollover payments are not captured for ROI and economic impact.

Economic Impact and Return on Investment of Providers

(2) Estimated using Provider Specialty Type

Total Number of Placements 106 x Specialty Type Multiplier = Economic Impact Based on Specialty Type Multipliers \$49.8M

In SFY 2019, ORH placed the following provider specialties in underserved areas in North Carolina: physician, physician assistant, nurse practitioner, dentist, dental hygienist, psychiatrist, psychologist, therapist counselor and social worker.

Using IMPLAN models, each provider specialty is found to be associated with a different economic impact to communities, ranging from \$211,198 for a Social Worker to \$820,781 for a Surgeon. ORH recognizes the need for a diverse team of providers in each community in North Carolina, a value that reaches beyond the estimated economic impact.



Medical

73 placements
\$35,470,002



Dental

10 placements
\$6,855,350




Behavioral Health

23 placements
\$7,495,004

*Source: IMPLAN (IMpact analysis for PLANning) . ORH uses IMPLAN to determine both the direct, indirect, and induced economic impact on a community for each provider specialty type.





North Carolina Health Care Provider Placement Services

2019 Profile (Data from State Fiscal Year 2019 and current as of 6/30/2019)



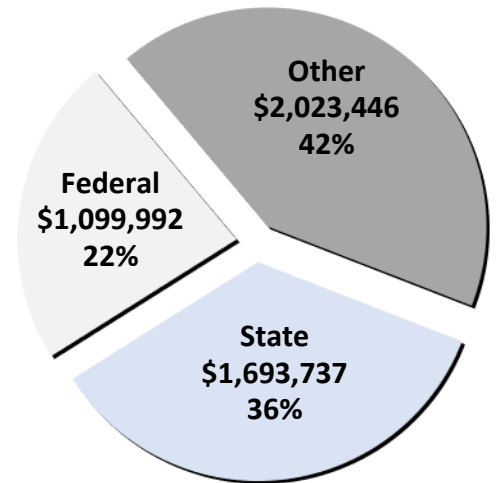
Technical Assistance

819 Activities in 81 Counties

Provided by ORH Staff



Total Program Funding



Funding also reflects carry forward from SFY 2018

Program Reach

104


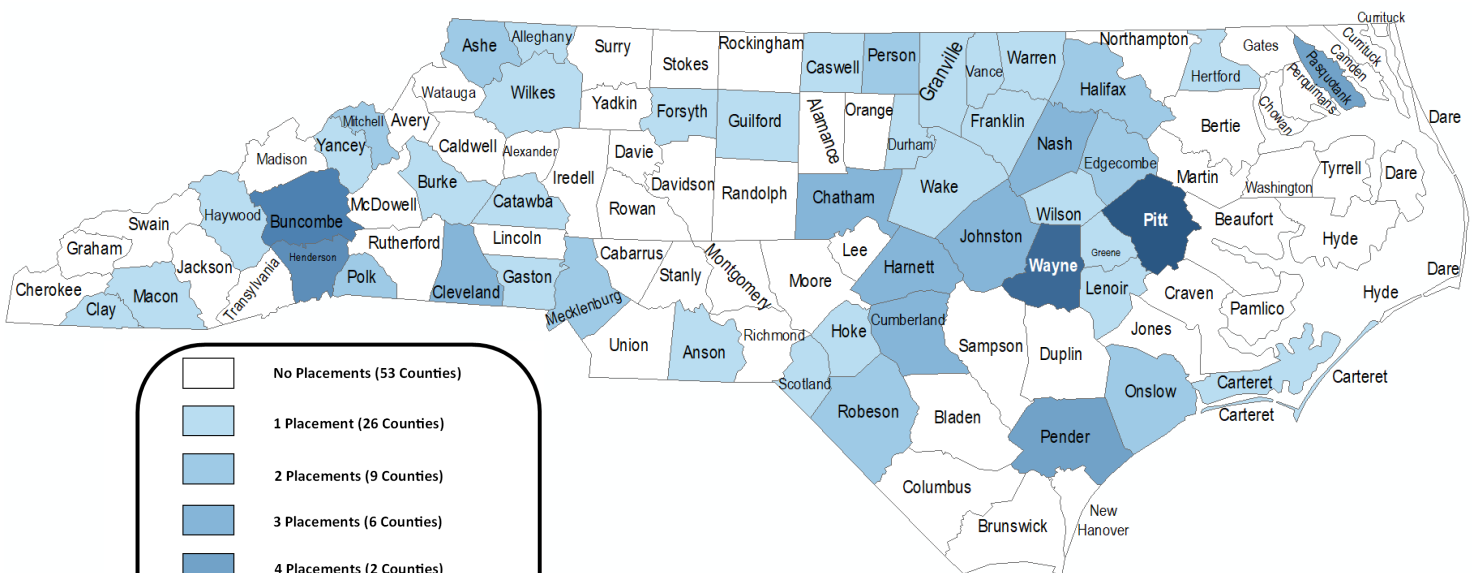
Placements have been made each year over the last 5 years on average

106

New health professionals were Recruited in SFY 2019

95

New providers placed with financial incentive payments in SFY 2019



If you have further questions, please contact: Shawanda Fields, Placement Services Manager
Phone: 919-527-6481
Shawanda.Fields@dhs.nc.gov