



North Carolina Medication Assistance Program

2019 Profile (Data from State Fiscal Year 2019 and current as of 6/30/2019)

Grant Facts

\$2.2M

From funds appropriated by the General Assembly and Kate B. Reynolds Charitable Trust

41.2

Full-time equivalent health care professionals supported through grant funds

31,964

Patients served

160,748

Medications received

\$227M*

Value of medications leveraged

*Based on average wholesale prices through Redbook

17%

Of prescriptions were anti-psychotic, anti-depressant, and other mental health drugs

106

The Pharmacy Connection (TPC) sites that offer service

\$73.37

Average ORH contribution per patient (each patient averages about 4.5 prescription drugs each month)

Did You Know

The Medication Assistance Program (MAP) is a safety net for uninsured, low-income individuals in the state. During SFY 2019, 96% of the patients served were uninsured and 81% of patients were at or below 100% of the Federal Poverty Level. It provides access to free prescription drugs available through pharmaceutical manufacturers to patients who cannot afford them. This service, is currently offered through 106 sites across the state in facilities such as rural health centers, federally qualified health centers, and community and faith based organizations.

Importance and Improvements

Since the creation of the program in 2003, it has accessed \$2,032,182,341 in free medications for patients who could not afford them. For SFY 19 the value of medications leveraged the program total \$227 million, a 2% increase from the previous year.

Return On Investment and Economic Impact

Source: IMPLAN

MAP Expenditures **\$2,223,057** + Created Economic Impact **\$2,087,281** = Total Impact **\$4,310,338**

Generates **45** additional jobs from the economic impact



\$177,208 Generated in state and local taxes which goes back into the local and state economy

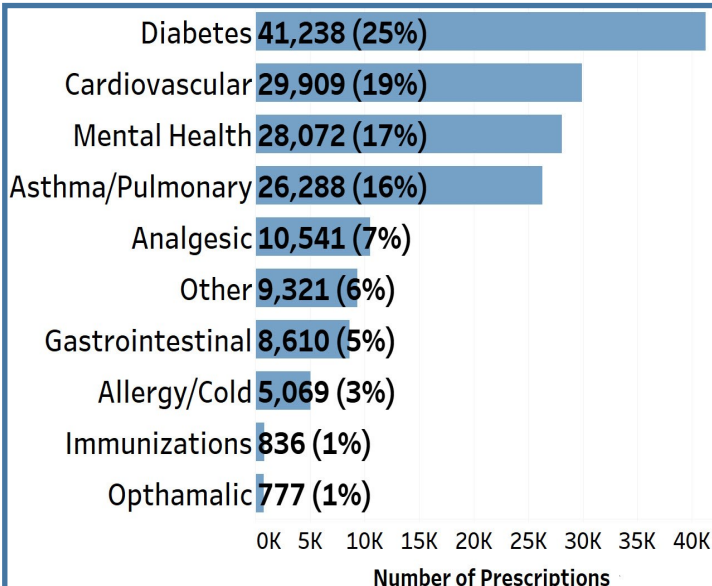
\$1,980,237 In employee compensation impacted by the grants

Each MAP grant dollar has a total economic impact of **\$1.94**

94% ROI

*Economic impact is estimated to be much greater because improved health outcomes can lead to fewer missed work days, reduced health care costs, and reduced premature morbidity and mortality. Some expenses such as out of state purchases, overhead, and rollover payments are not captured for ROI and economic impact.

Medication Distribution



MedAssist: NC MedAssist is a central fill pharmacy purchasing prescription drugs for patients who meet certain income criteria. The NC General Assembly appropriates funds, administered by ORH, directly to MedAssist

6.75

FTEs

18,805

Patients served

464,386

Prescriptions filled based on 30-day supply

\$67,820,889

Value of prescriptions filled (AWP)





North Carolina Medication Assistance Program

2019 Profile (Data from State Fiscal Year 2019 and current as of 6/30/2019)

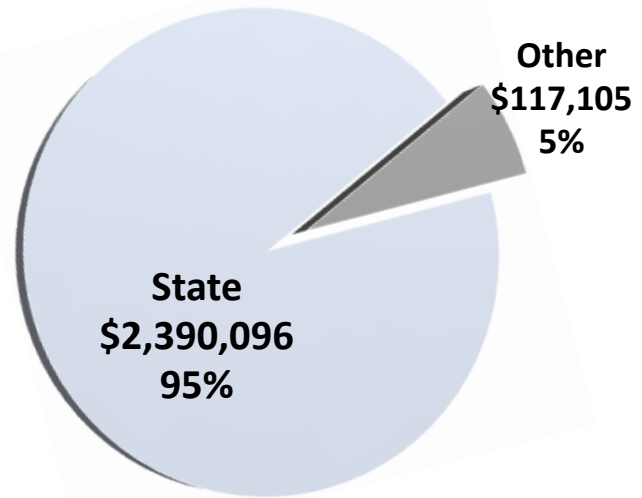


Technical Assistance

30 Activities in 16 Counties Provided by ORH Staff



Total Program Funding



Program Reach

52


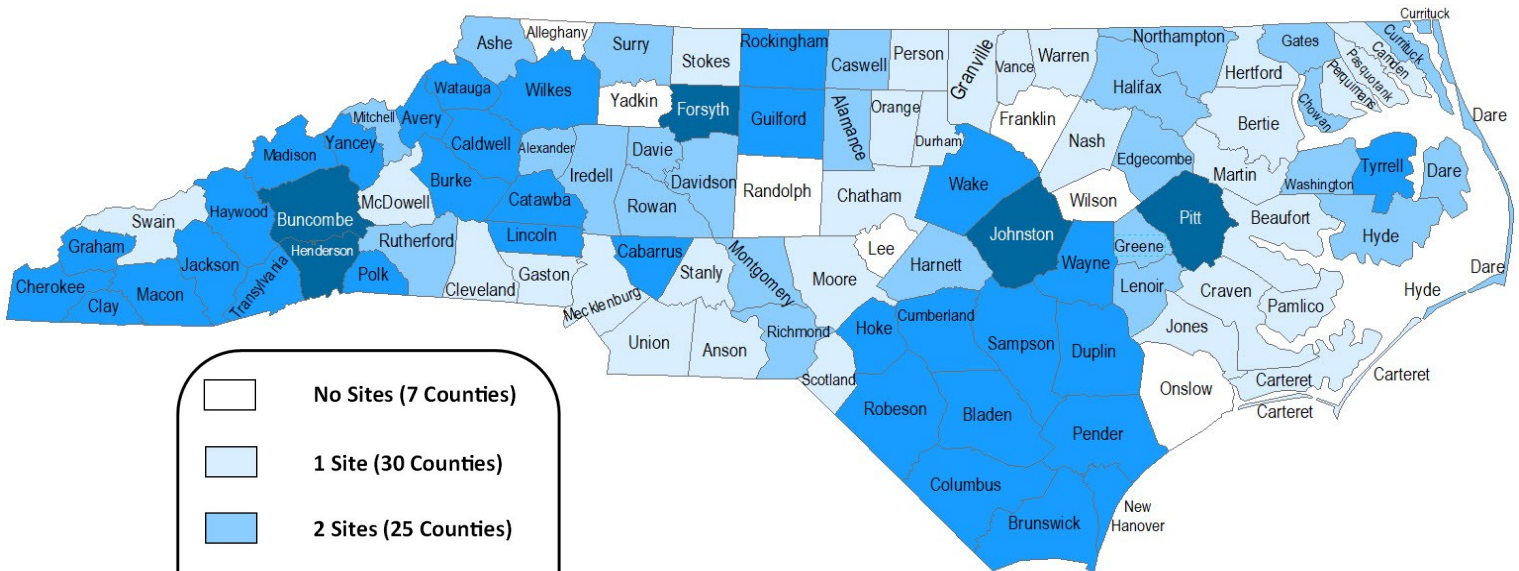
Agencies Funded

93

Total Counties Covered

64

Rural Counties Covered



If you have further questions, please contact: Ginny Ingram, Program Manager, Community Health Office of Rural Health
Phone: 919-527-6457
Ginny.Ingram@dhhs.nc.gov