

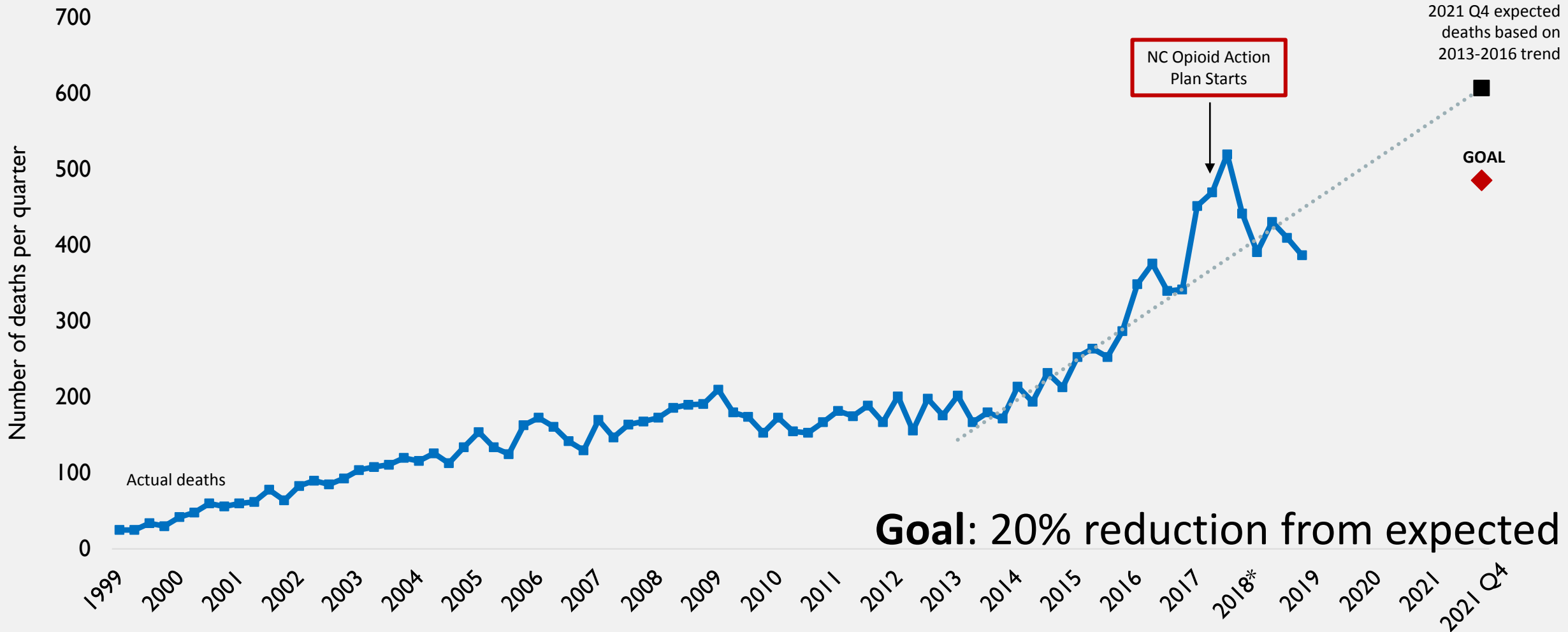
METRICS FOR NC'S OPIOID ACTION PLAN

Metrics	Baseline Data*	Most Current Provisional Data†	
	(2016 - Q4)	Quarterly Data	Time Period
OVERALL			
Number of unintentional opioid-related deaths to NC Residents (ICD-10)	342	387	2018 – Q4
Number of ED visits that received an opioid overdose diagnosis (all intents)	1,338	1,835	2019 – Q2
Reduce oversupply of prescription opioids			
Average rate of multiple provider episodes for prescription opioids (times patients received opioids from ≥5 prescribers dispensed at ≥5 pharmacies in a six month period), per 100,000 residents	30.0 per 100,000	22.2 per 100,000	2018 – Q4
Total number of opioid pills dispensed	141,2232,001	107,666,398	2019 – Q1
Percent of patients receiving more than an average daily dose of >90 MME of opioid analgesics	6.7%	4.9%	2019 – Q1
Percent of prescription days any patient had at least one opioid AND at least one benzodiazepine prescription on the same day	25.9%	33.2%	2019 – Q1
Reduce Diversion/Flow of Illicit Drugs			
Percent of opioid deaths involving heroin or fentanyl/fentanyl analogues	58.7%	78.1%	2018 – Q4
Number of acute Hepatitis C cases	50	48	2019 – Q1
Increase Access to Naloxone			
Number of EMS naloxone administrations	3,185	3,282	2019 – Q2
Number of community naloxone reversals	817	1,287	2019 – Q2
Treatment and Recovery			
Number of buprenorphine prescriptions dispensed	128,090	181,440	2019 – Q1
Number of uninsured individuals and Medicaid beneficiaries with an opioid use disorder served by treatment programs	15,372	20,385	2019 – Q1
Number of certified peer support specialists (CPSS) across NC	2,352	3,637	2019 – Q2

*Baseline Data for Q4 of 2016 are continually updated as additional cases, visits, claims, and other data points are finalized in each system.

†Most Current Provisional Data as of July 2019, these data are provisional and subject to change.

NUMBER OF UNINTENTIONAL OPIOID-RELATED DEATHS TO NC RESIDENTS

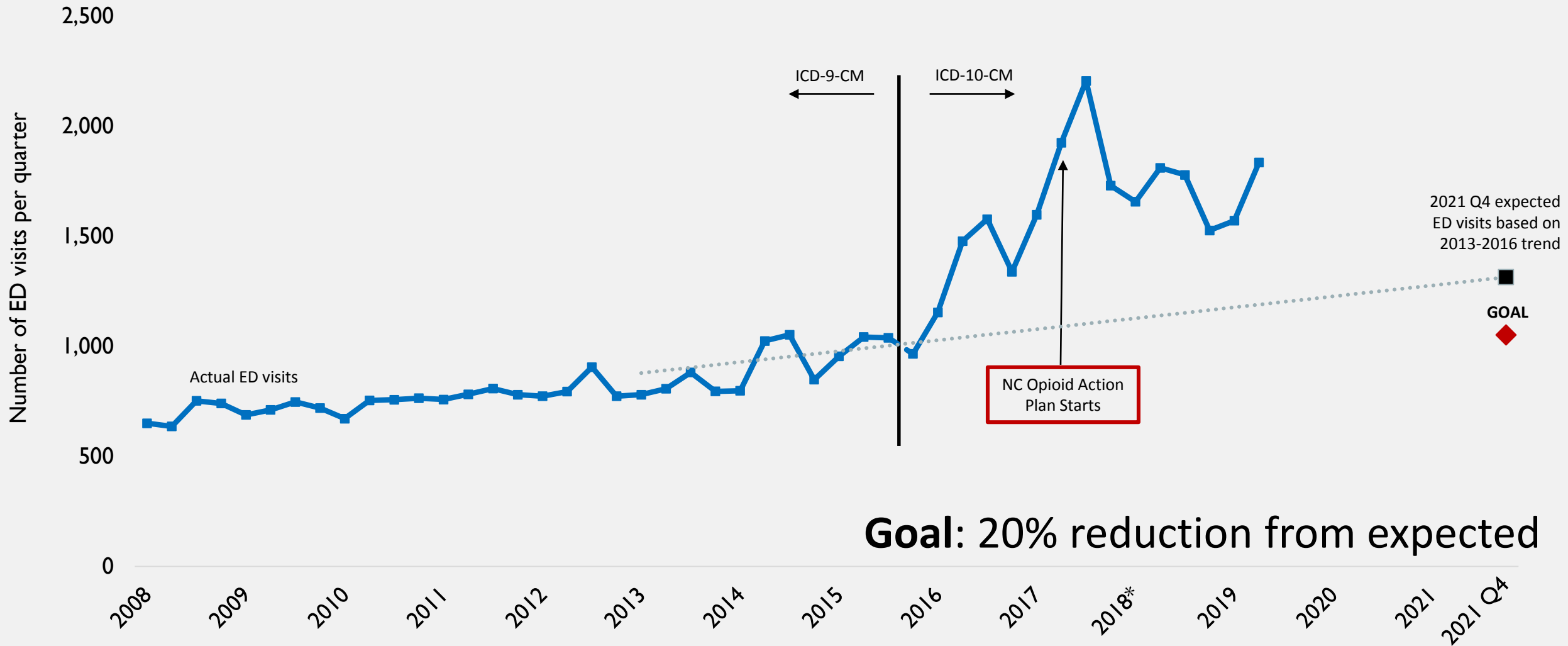


*Data are preliminary and subject to change

Source: NC State Center for Health Statistics, Vital Statistics-Deaths, ICD10 coded data, includes NC Resident deaths occurring out of state, 1999-2018 Q4

Detailed technical notes on all metrics available from NC DHHS; Updated July 2019

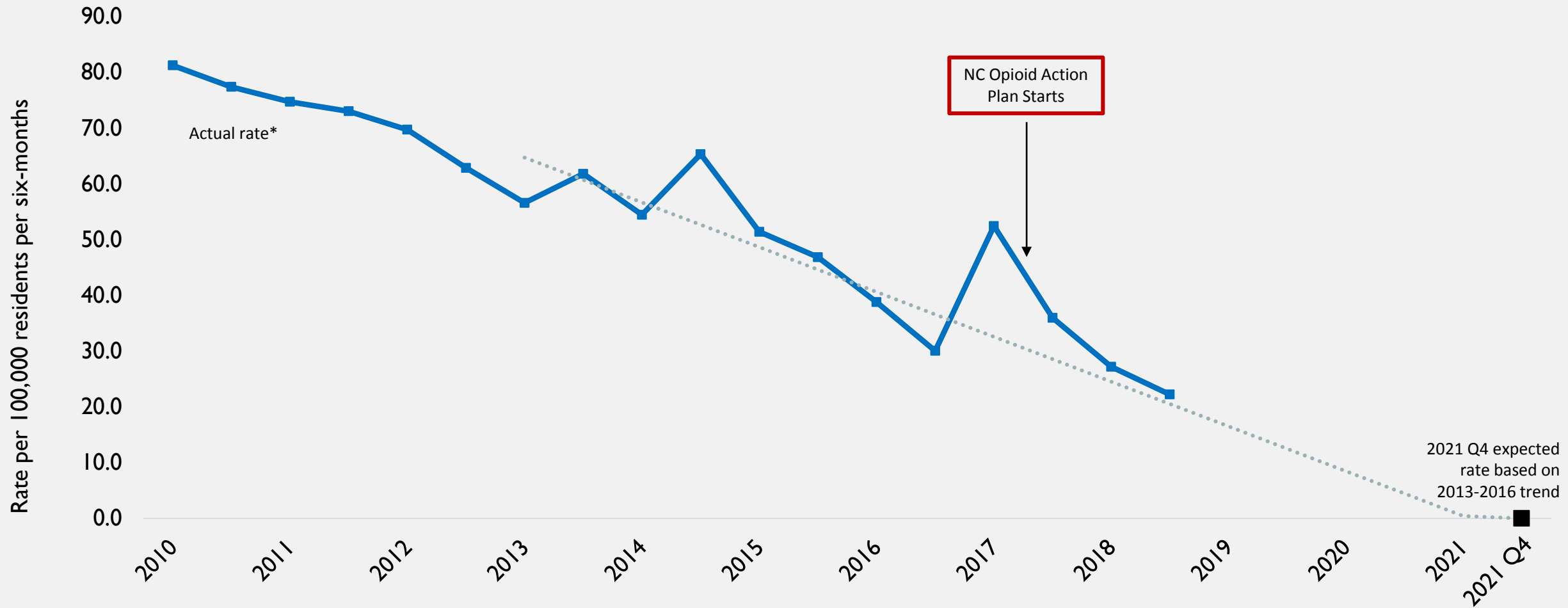
NUMBER OF OPIOID OVERDOSE ED VISITS



Goal: 20% reduction from expected

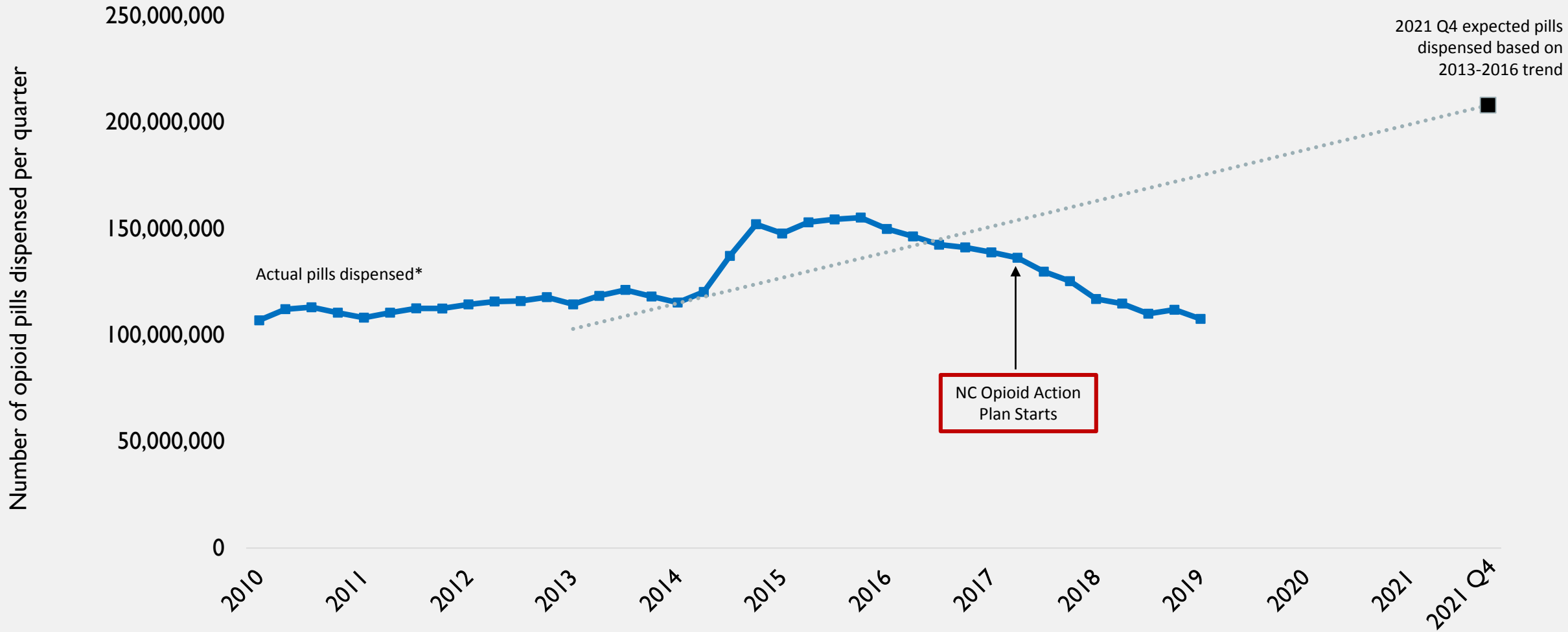
*Data are preliminary and subject to change
 Source: NC Division of Public Health, Epidemiology Section, NC DETECT, 2009-2019 Q2
 Detailed technical notes on all metrics available from NC DHHS; Updated July 2019

AVERAGE RATE OF MULTIPLE PROVIDER EPISODES FOR PRESCRIPTION OPIOIDS (TIMES PATIENTS RECEIVED OPIOIDS FROM ≥ 5 PRESCRIBERS DISPENSED AT ≥ 5 PHARMACIES IN A SIX MONTH PERIOD), PER 100,000 RESIDENTS



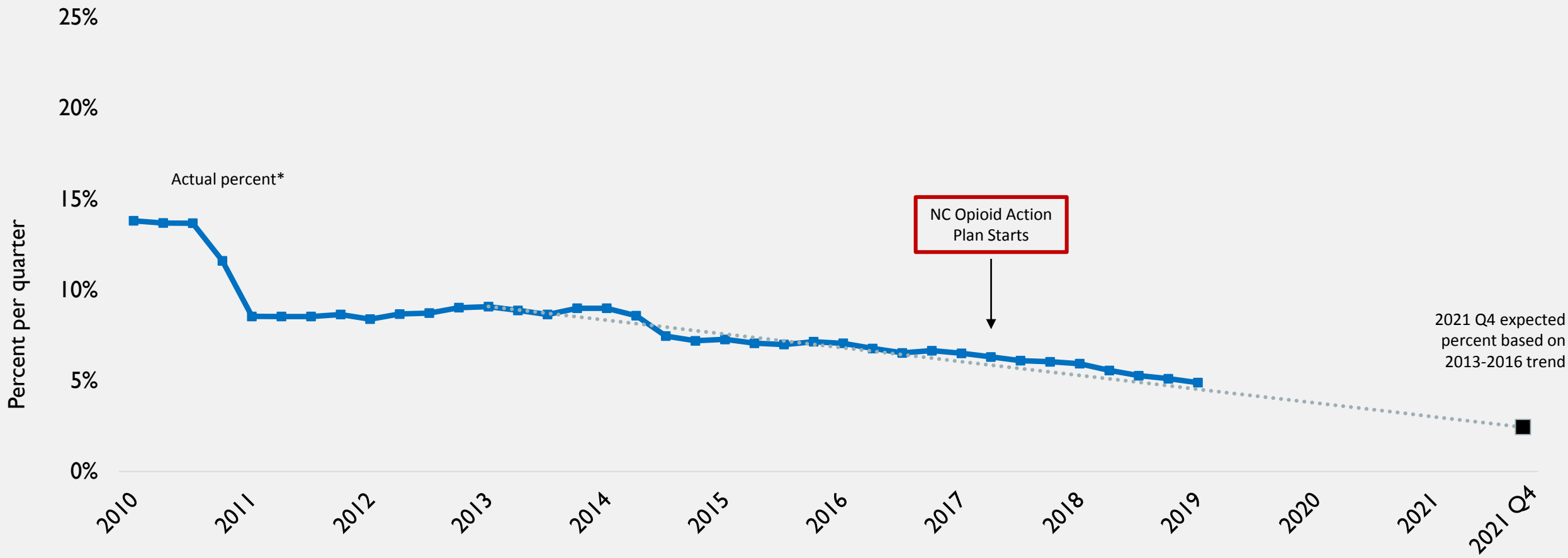
*Data are subject to change as additional data are entered into the system
 Source: NC Division of Mental Health, Controlled Substance Reporting System, 2010-2018 Q4
 Detailed technical notes on all metrics available from NC DHHS; Updated July 2019

TOTAL NUMBER OF OPIOID PILLS DISPENSED



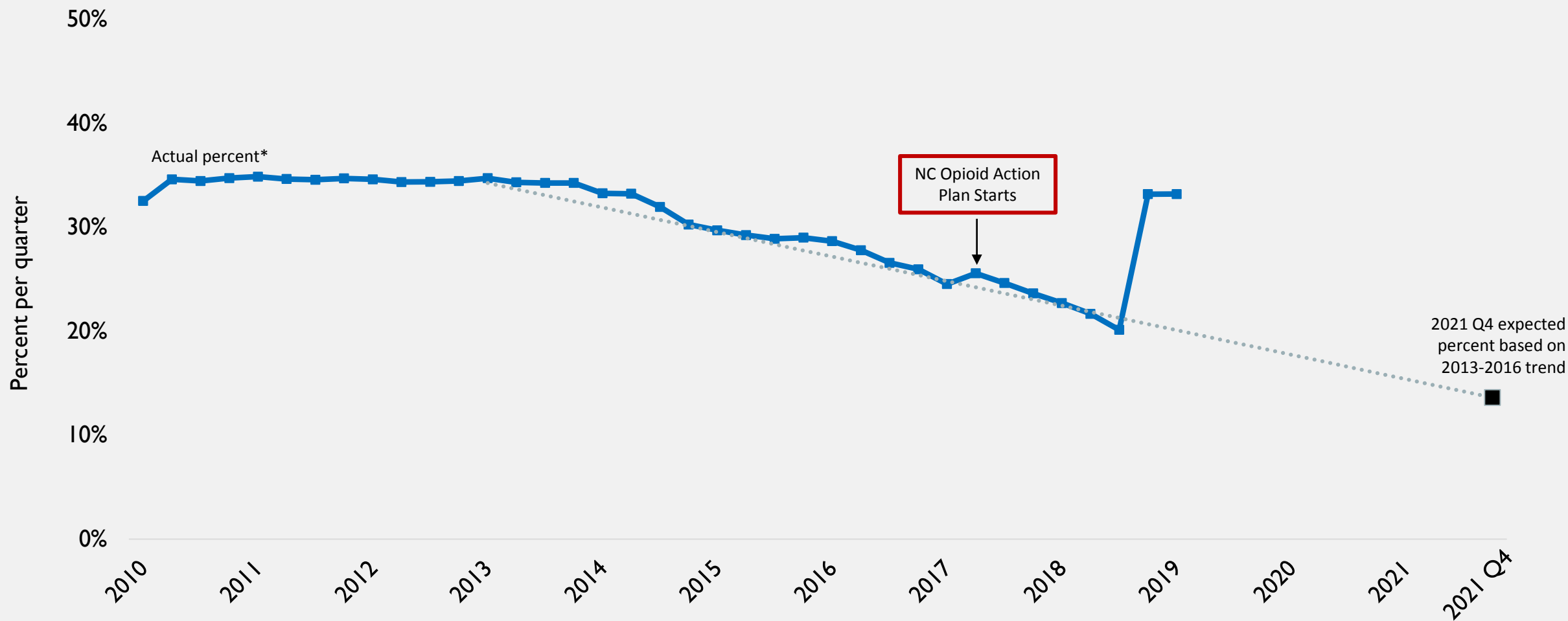
*Data are subject to change as additional data are entered into the system
 Source: NC Division of Mental Health, Controlled Substance Reporting System, 2010-2019 Q1
 Detailed technical notes on all metrics available from NC DHHS; Updated July 2019

PERCENT OF PATIENTS RECEIVING MORE THAN AN AVERAGE DAILY DOSE OF >90 MME OF OPIOID ANALGESICS



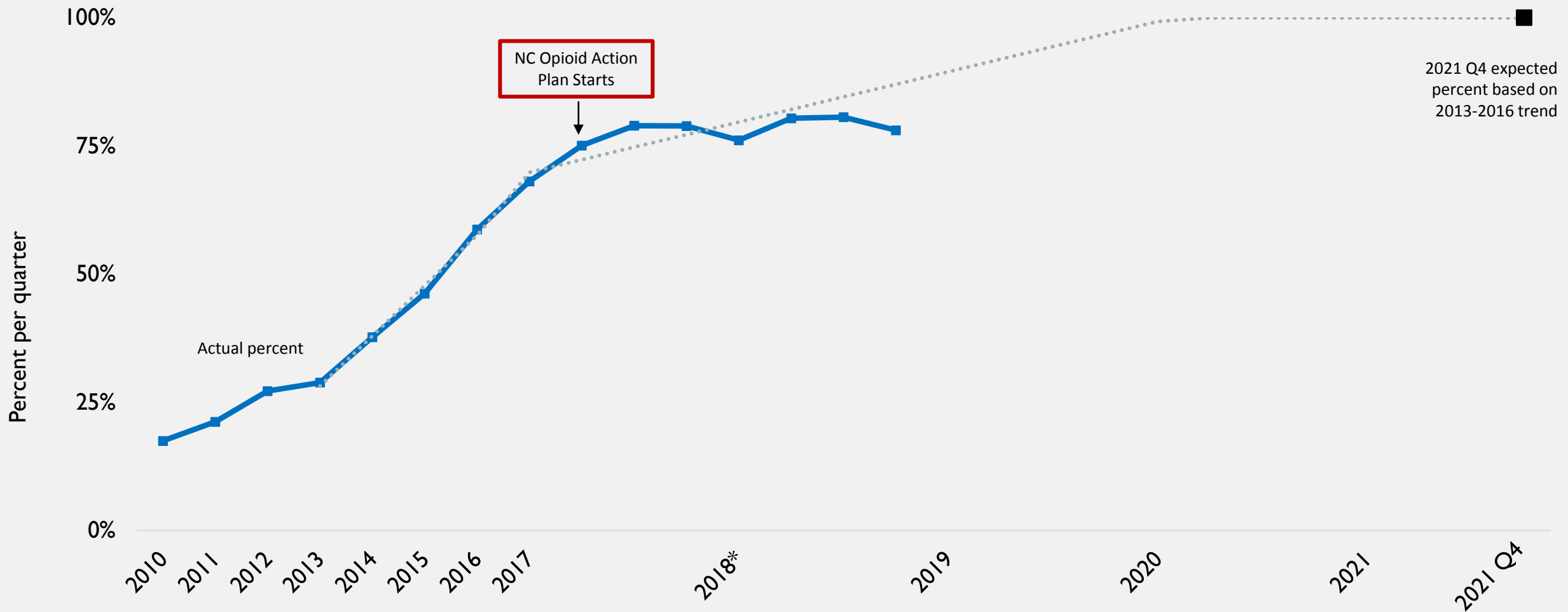
*Data are subject to change as additional data are entered into the system
 Source: NC Division of Mental Health, Controlled Substance Reporting System, 2010- 2019 Q1
 Detailed technical notes on all metrics available from NC DHHS; Excludes patients receiving Buprenorphine and Methadone; Updated July 2019

PERCENT OF PRESCRIPTION DAYS ANY PATIENT HAD AT LEAST ONE OPIOID AND AT LEAST ONE BENZODIAZEPINE PRESCRIPTION ON THE SAME DAY



*Data are subject to change as additional data are entered into the system
 Source: NC Division of Mental Health, Controlled Substance Reporting System, 2010- 2019 Q1
 Detailed technical notes on all metrics available from NC DHHS; Updated July 2019

PERCENT OF OPIOID DEATHS INVOLVING HEROIN OR FENTANYL/FENTANYL ANALOGUES[^]



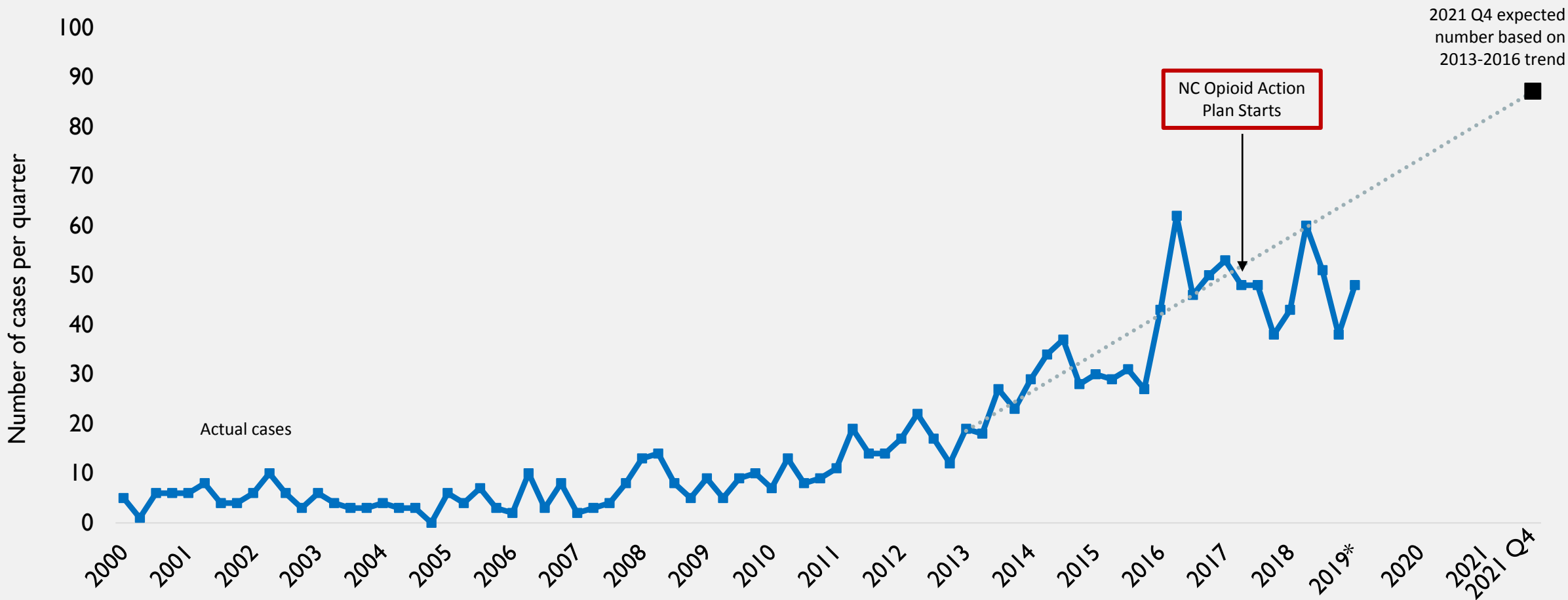
*Data are preliminary and subject to change

[^]Increasing numbers of deaths due to other classes of designer opioids are expected

Source: NC Office of the Chief Medical Examiner (OCME) and the OCME Toxicology Laboratory, 2010-2018 Q4

Detailed technical notes on all metrics available from NC DHHS; Quarterly data not available before 2017; Updated July 2019

NUMBER OF ACUTE HEPATITIS C CASES

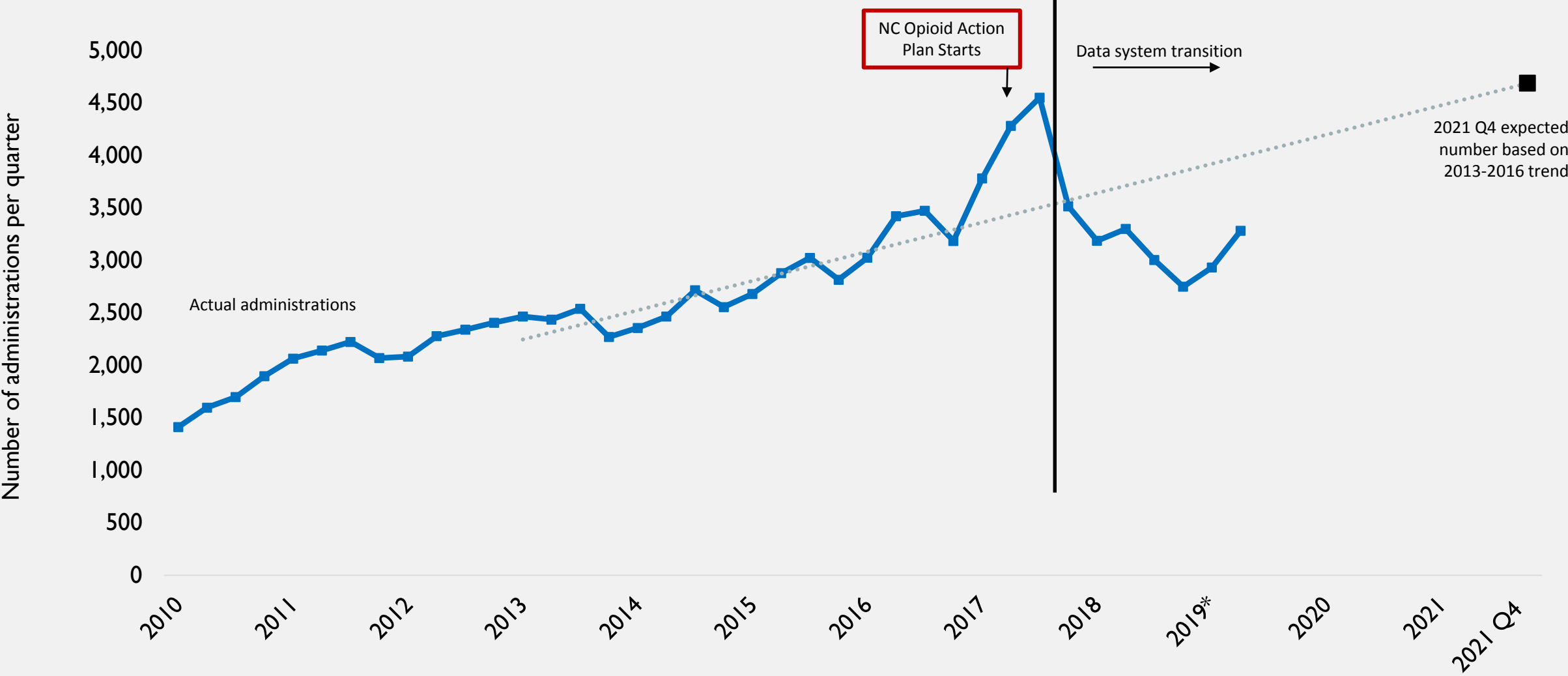


*Data are preliminary and subject to change

Source: NC Division of Public Health, Epidemiology Section, NC EDSS, 2000-2019 Q1

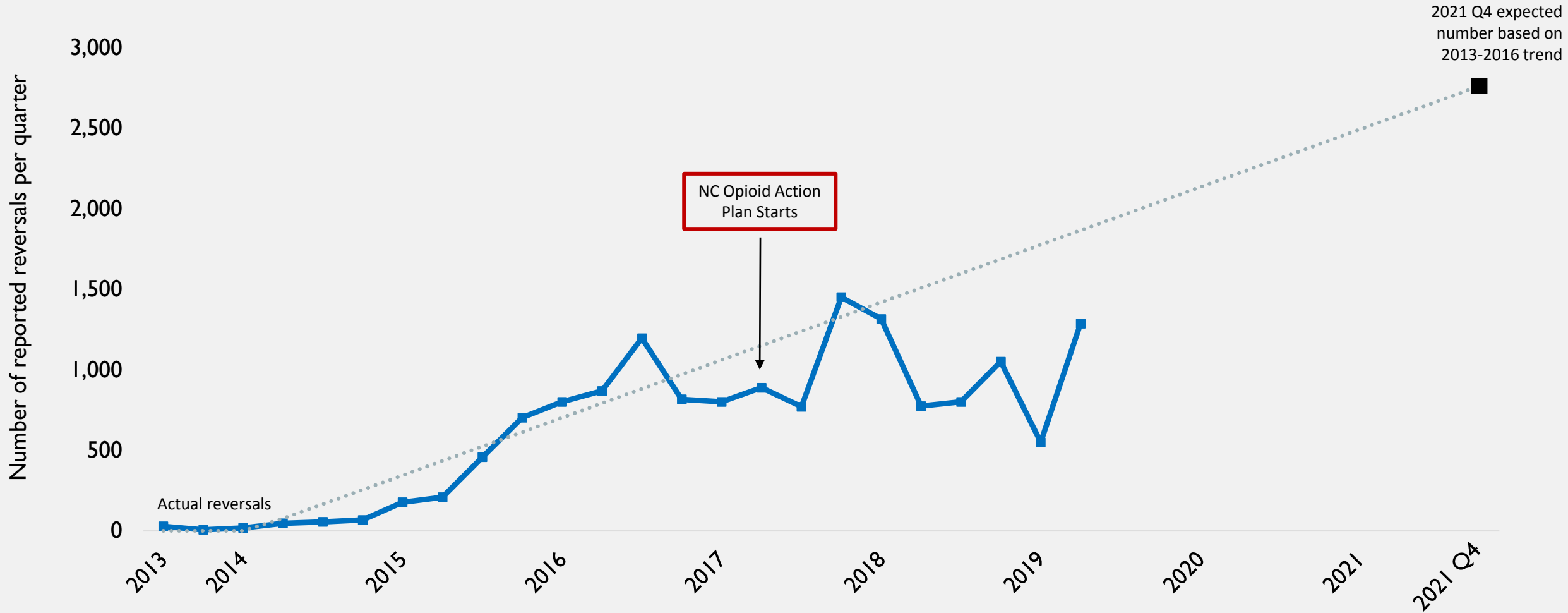
Detailed technical notes on all metrics available from NC DHHS; Updated July 2019

NUMBER OF EMS NALOXONE ADMINISTRATIONS

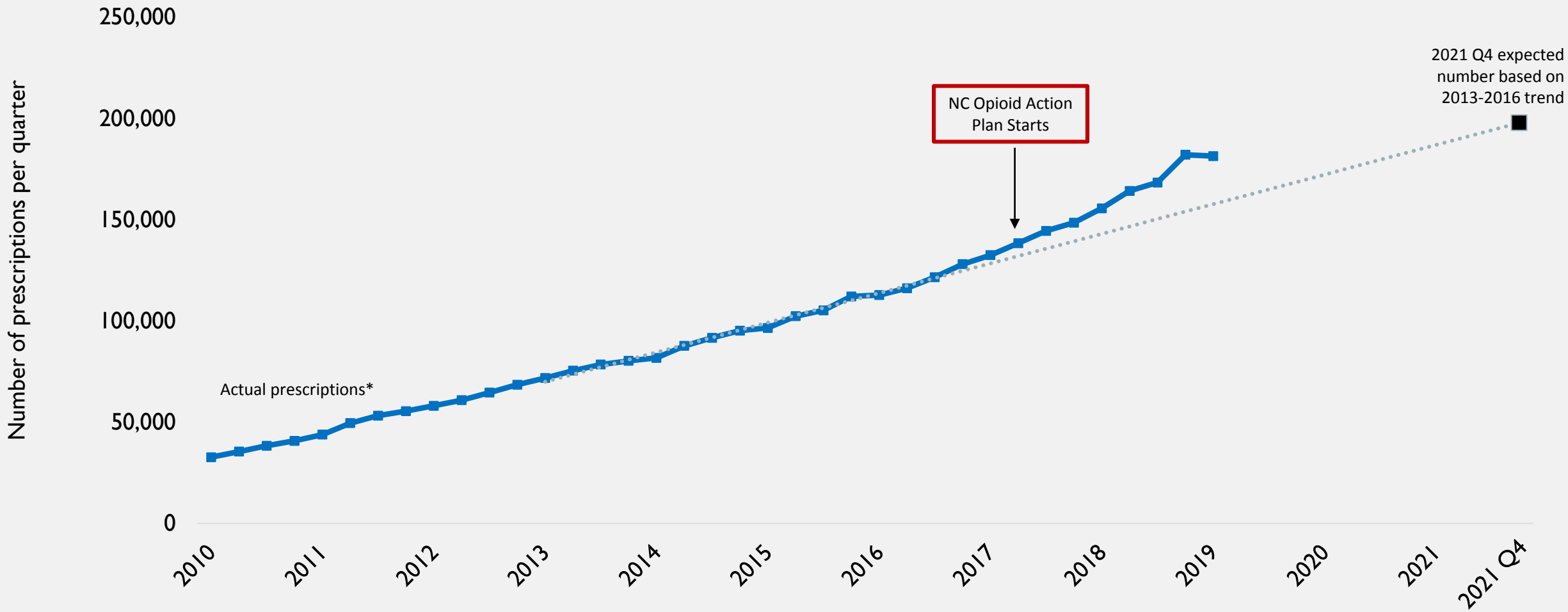


*Data are preliminary and subject to change; NC currently transitioning to a new national EMS data system resulting in a decrease in counts beginning in 2017 Q4; 2019 data are unavailable due to this transition
 Source: NC Office of Emergency Medical Services (OEMS), EMSpic-UNC Emergency Medicine Department, 2010-2019 Q2
 Detailed technical notes on all metrics available from NC DHHS; Updated July 2019

NUMBER OF REPORTED COMMUNITY NALOXONE REVERSALS

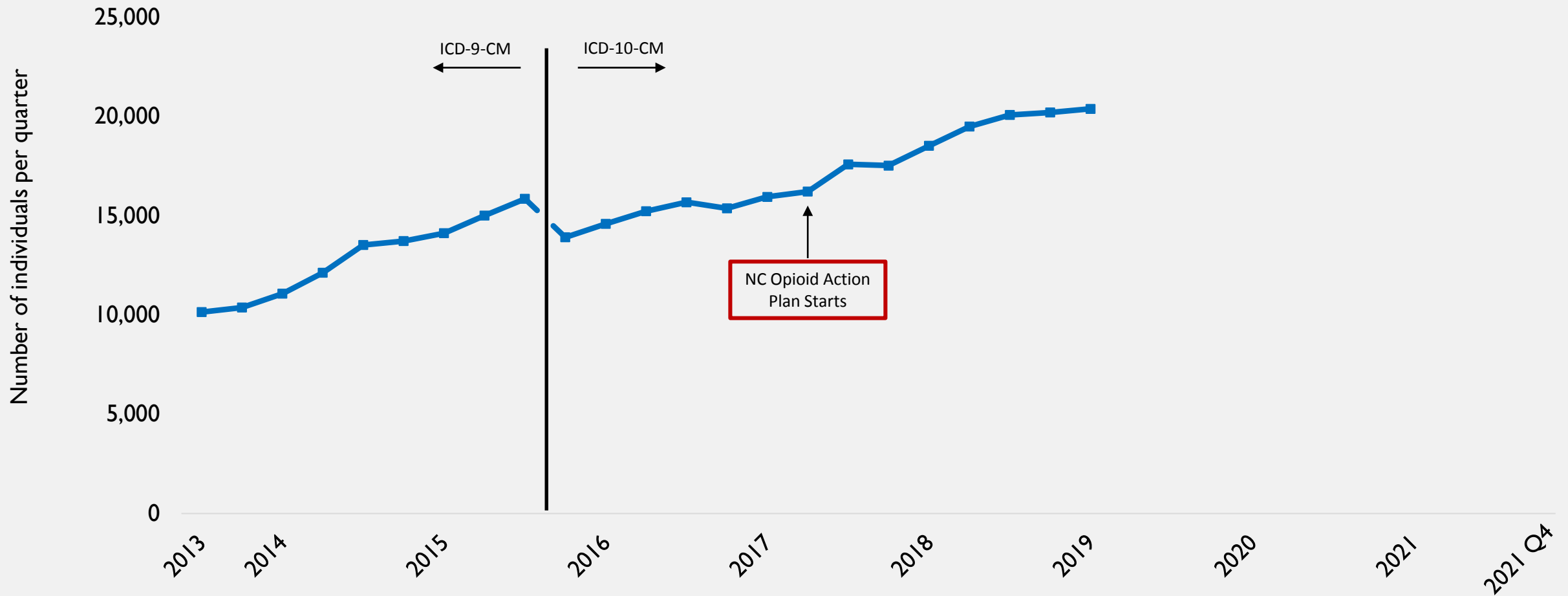


NUMBER OF BUPRENORPHINE PRESCRIPTIONS DISPENSED



*Data are subject to change as additional data are entered into the system
Source: NC Division of Mental Health, Controlled Substance Reporting System, 2010-2019 Q1
Detailed technical notes on all metrics available from NC DHHS; Updated July 2019

NUMBER OF UNINSURED INDIVIDUALS AND MEDICAID BENEFICIARIES WITH AN OPIOID USE DISORDER SERVED BY TREATMENT PROGRAMS



*Data are preliminary and subject to change
 Source: NC Division of Mental Health, Claims Data, 2013 Q3- 2019 Q1
 Detailed technical notes on all metrics available from NC DHHS; Updated July 2019

NUMBER OF CERTIFIED PEER SUPPORT SPECIALISTS (CPSS) ACROSS NC

