

V. USE OF COMMUNITY SERVICES AND PROGRAMS BY PARENTS AND NON-PARENTAL CARETAKERS

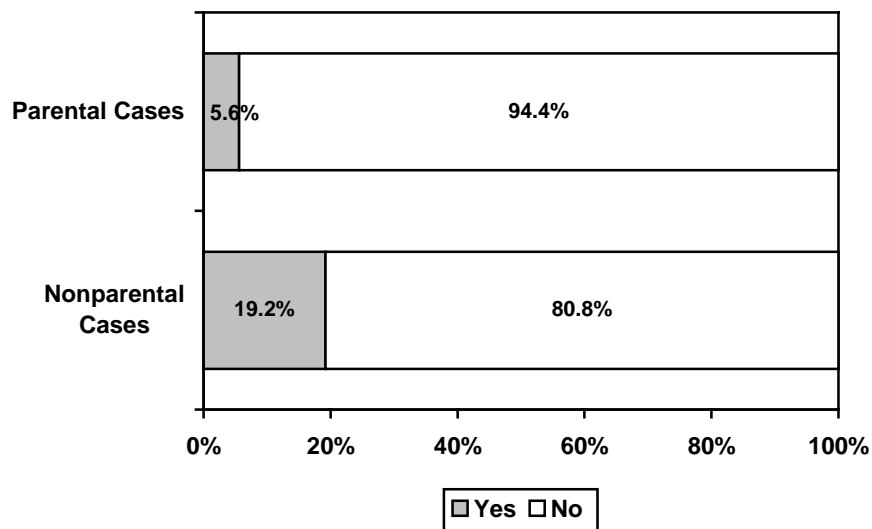
This chapter presents findings on the use of community services by households in child only cases.

A. HELP WITH CHILD CARE, TRANSPORTATION, FOOD, AND CLOTHING

Non-Parental Households Were More Likely to Report Receiving Help Paying for Child Care

As indicated in Exhibit V-1, about 19 percent of the respondents in non-parental cases reported that they received help paying for child care, compared to only 6 percent of respondents in parental cases. As noted earlier, the non-parental households were much more likely to be using child care than the parental households.

**Exhibit V-1 - Use Help Finding or Paying for Child Care? --
by Case Type**



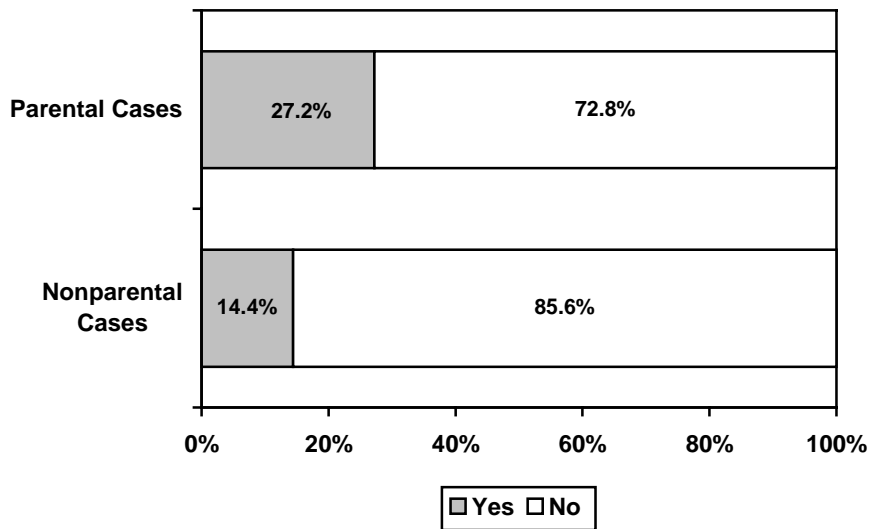
Parental Households Were More Likely to Be Receiving Help with Transportation, Emergency Food, and Emergency Clothing

Exhibit V-2 shows that 27 percent of the respondents in parental cases were receiving help with transportation, compared to only 14 percent of respondents in non-parental cases.

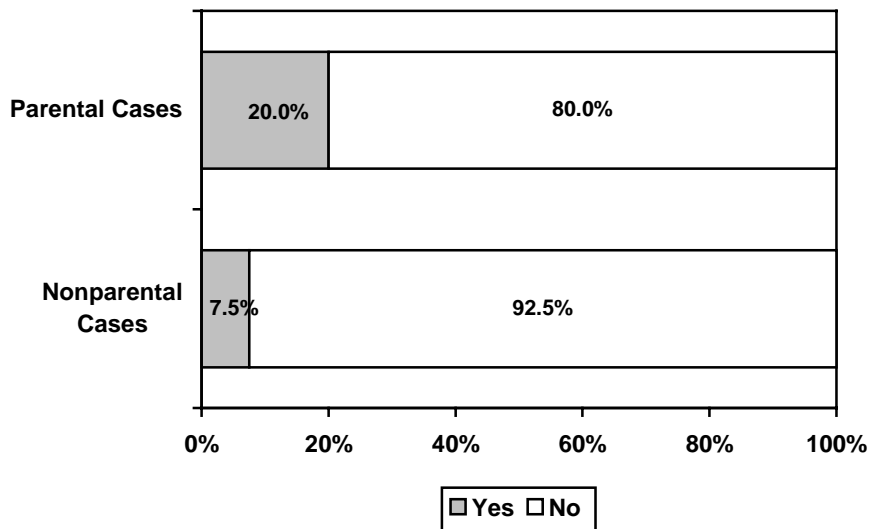
Exhibit V-3 shows that 20 percent of the respondents in parental cases were receiving help with emergency food, compared to only 7 percent of the respondents in non-parental cases.

As indicated in Exhibit V-4, almost 13 percent of the respondents in parental cases were receiving help with emergency clothing, compared to only 5 percent of the respondents in non-parental cases.

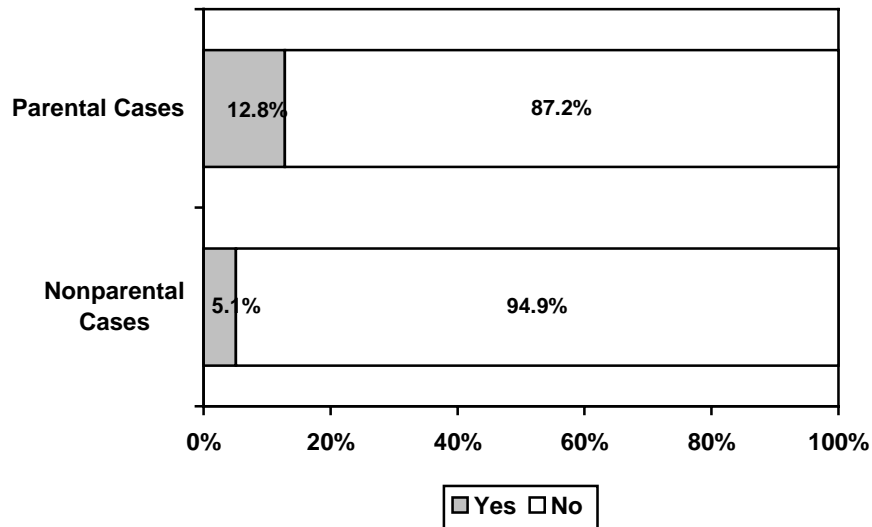
**Exhibit V-2 - Receive Help with Transportation?
-- by Case Type**



**Exhibit V-3 - Receive Help with Emergency Food?
-- by Case Type**



**Exhibit V-4 - Receive Help with Emergency Clothing?
-- by Case Type**

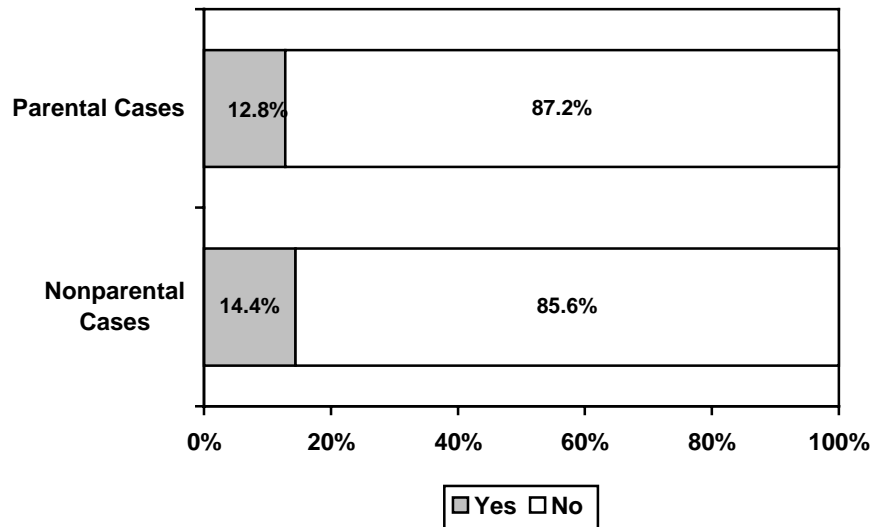


B. CHILD SUPPORT SERVICES

There Was Not a Major Difference Between Parental Households and Non-Parental Households in the Receipt of Child Support Services

As indicated in Exhibit V-5, the percentage of households receiving help with child support enforcement was 13 percent in parental cases and 14 percent in non-parental cases.

**Exhibit V-5 - Receive Help Getting Child Support?
-- by Case Type**



C. JOB TRAINING AND EDUCATION

There Was Not Much Difference Between Parental Households and Non-Parental Households in the Receipt of Parenting Services or Job Training and Education

As indicated in Exhibit V-6, the percentage of households receiving help with parenting or child rearing was 6 percent in parental cases and 5 percent in non-parental cases. As indicated in Exhibit V-7, the percentage receiving help with job training or education was 4 percent in parental cases and 3 percent in non-parental cases.

Exhibit V-6 - Receive Help with Parenting or Child Rearing? -- by Case Type

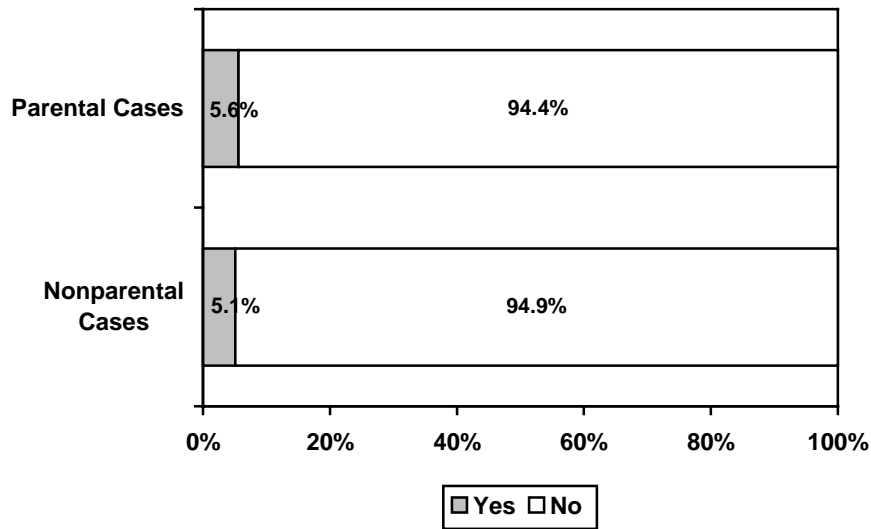
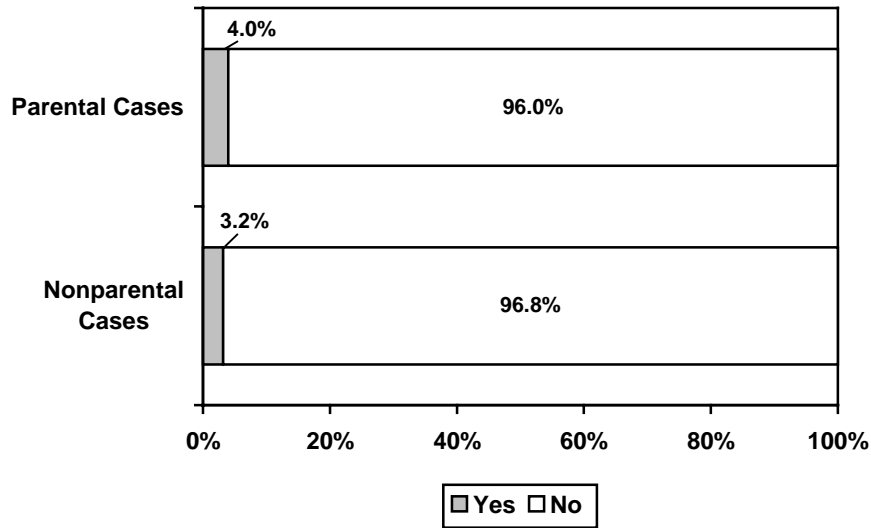


Exhibit V-7 - Receive Help with Job Training or Education for Yourself? -- by Case Type



D. LEGAL SERVICES AND HELP WITH SCHOOL RECORDS AND MEDICAL RECORDS

There Was Not a Great Difference Between Parental Households and Non-Parental Households in the Receipt of Legal Services or Help Getting School Records and Medical Records

As indicated in Exhibit V-8, about 8 percent of the non-parental cases were receiving legal help to deal with issues related to their child(ren), compared to 5 percent of the parental cases.

Exhibit V-9 shows that almost 9 percent of the parental cases had received help getting school records or documents for school enrollment, compared to 6 percent of non-parental cases.

As shown in Exhibit V-10, about 16 percent of the parental households had received help getting medical, immunization, or other health records for the child, compared to 15 percent of non-parental households.

Exhibit V-8 - Receive Legal Help to Deal with Issues about the Focal Child? -- by Case Type

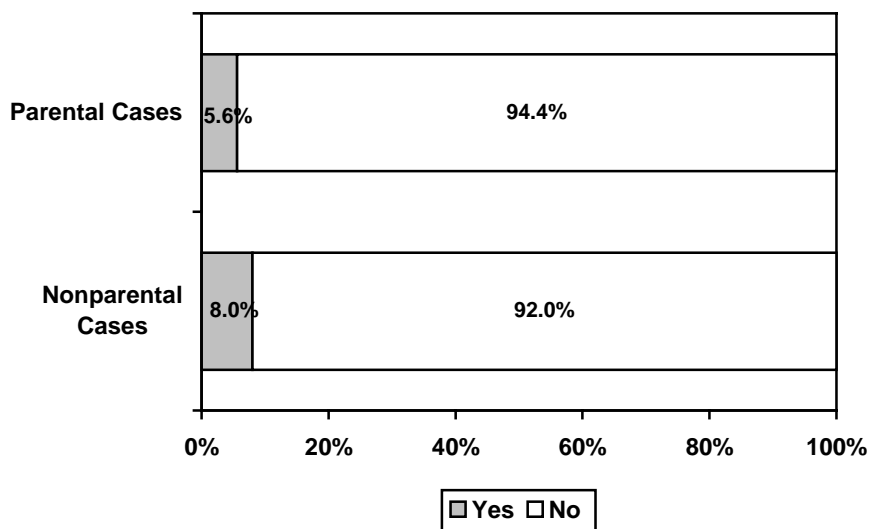


Exhibit V-9 - Receive Help Getting School Records/Documents for School Enrollment? -- by Case Type

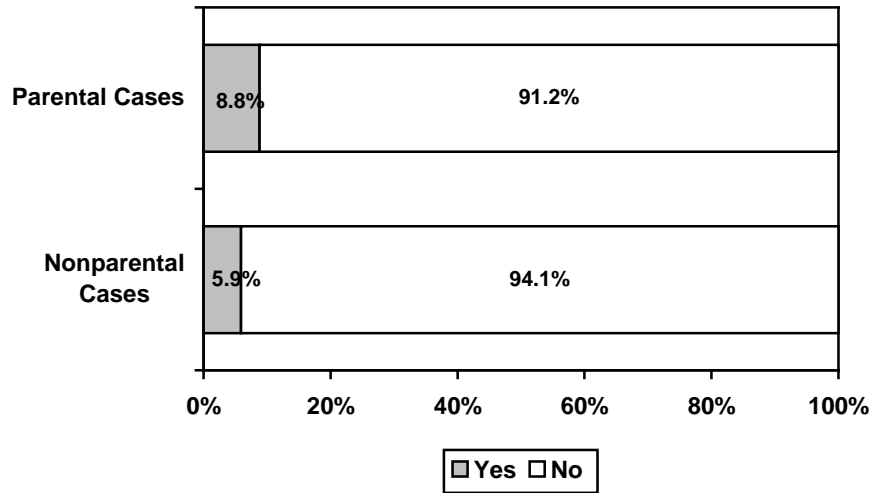
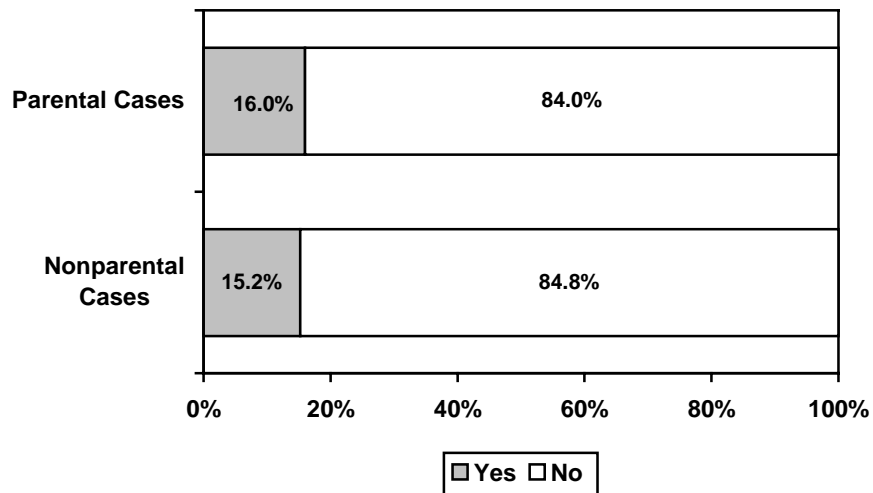


Exhibit V-10 - Receive Help Getting Medical, Immunization, or Other Health Records for the Child? -- by Case Type



E. MENTAL HEALTH SERVICES, SUBSTANCE ABUSE SERVICES, AND DOMESTIC VIOLENCE

Parental Households and Non-Parental Households Did Not Differ Greatly in the Percentage Receiving Counseling for Mental Health, Substance Abuse Treatment, or Domestic Violence Services

As shown in Exhibit V-11, about 16 percent of the non-parental households had received counseling for emotional issues or mental health, compared to 14 percent of parental households.

Exhibit V-12 indicates that less than two percent of either type of household had received substance abuse treatment services.

Exhibit V-13 shows that less than 3 percent of either type of household had received help with domestic violence situations.

Exhibit V-11 - Receive Counseling for Emotional Issues or Mental Health? -- by Case Type

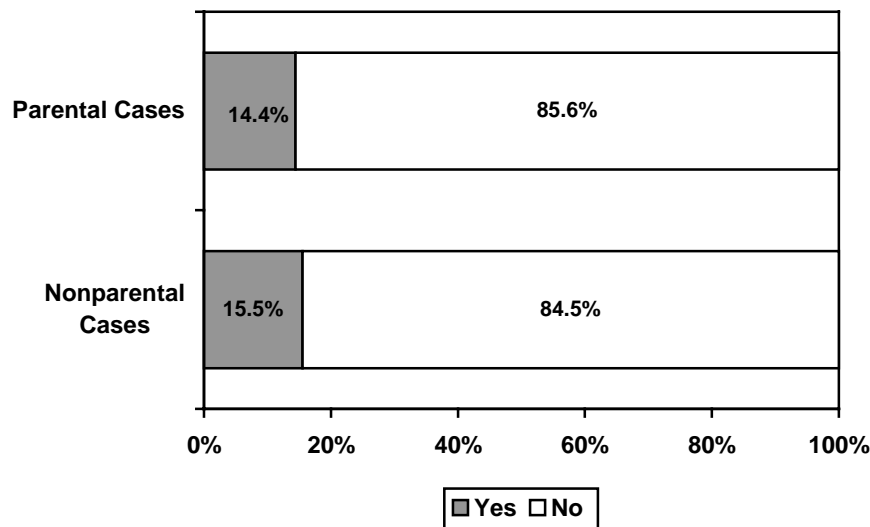


Exhibit V-12 - Receive Help with Substance Abuse Treatment? -- by Case Type

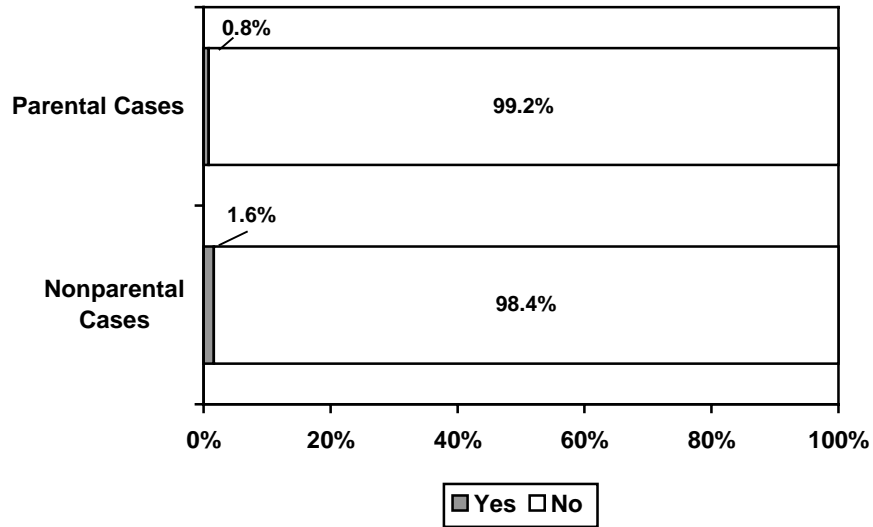
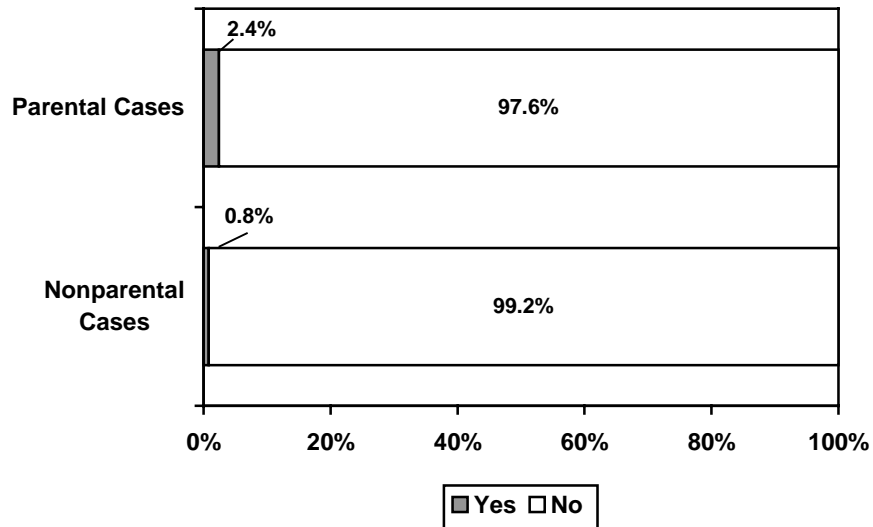


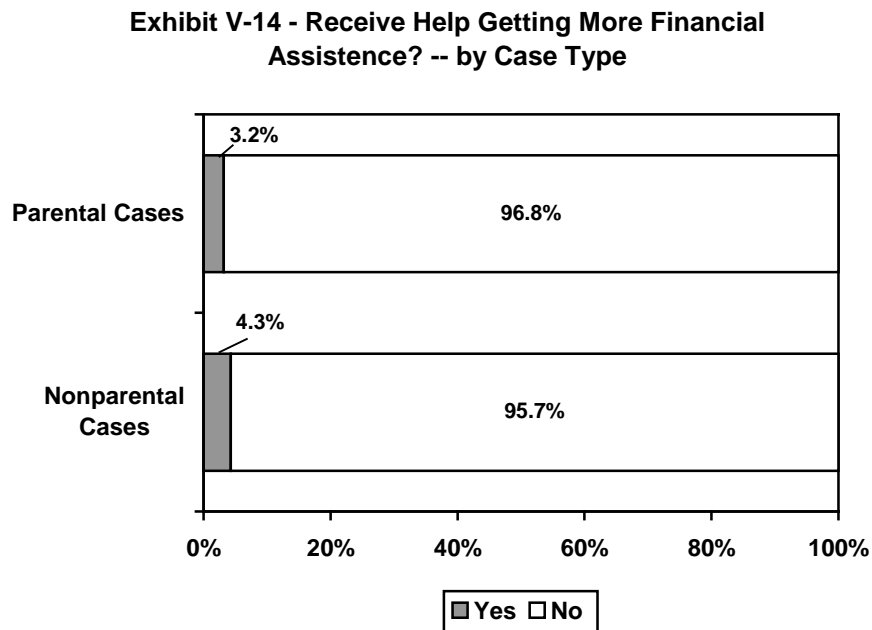
Exhibit V-13 - Receive Help for a Domestic Violence Situation?-- by Case Type



F. OTHER TYPES OF ASSISTANCE

Parental Households and Non-Parental Households Did Not Differ Greatly in the Percentage Receiving Help Getting More Financial Assistance

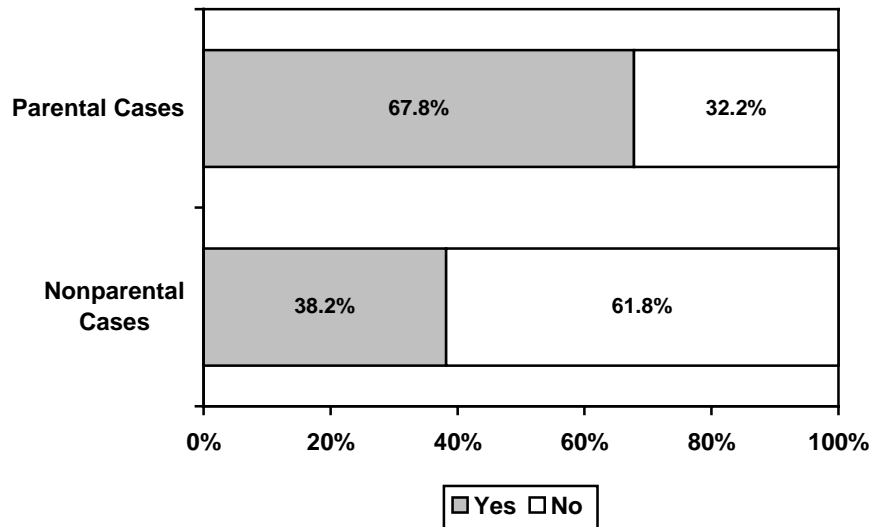
As indicated in Exhibit V-14, very few respondents in either type of household reported that they were currently receiving help getting other types of financial assistance.



Parental Households Were Much More Likely than Non-Parental Households to be Getting WIC Benefits

As indicated in Exhibit V-15, almost 68 percent of the parental households with children aged 0-5 were using the WIC program. By comparison, only 38 percent of the non-parental households with children aged 0-5 were using the WIC program.

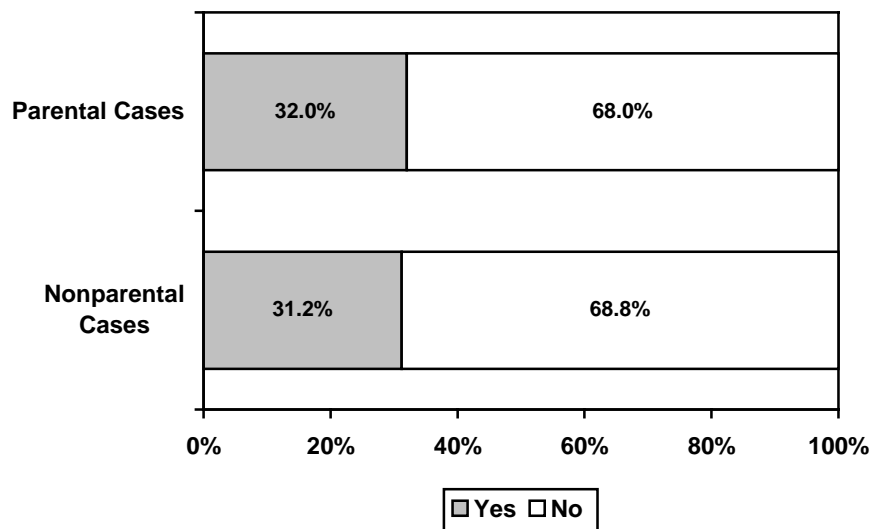
Exhibit V-15 - Are You Using WIC (Households with Children Aged 0-5)? - by Case Type



The Two Types of Households Did Not Differ in the Percentage Using School Programs or Other Help with Schooling for Their Children

Exhibit V-16 shows that about 30 percent of the respondents in both types of cases reported that they used programs in school or other help with schooling for their children.

Exhibit V-16 - Do You Use Programs in School or Other Help with Schooling for the Child? - by Case Type



Non-Parental Households Were More Likely to Report That They Had Received Information About Government Assistance Programs

As indicated in Exhibit V-17, about 27 percent of the respondents in non-parental cases reported that they had received information about services and assistance that are available from local, county, or state programs, compared to only 19 percent of respondents in parental cases.

Exhibit V-17 - Have You Received Information on Services/Assistance That Are Available to You from Local, County or State Government Agencies? - by Case Type

