




# 2018-2019 Statistical Brief

Based on data from domestic violence state grantees reported July 2018-June 2019

The NC Council for Women and Youth Involvement compiles semi-annual client services statistical data for domestic violence and sexual assault services utilized by women, men, and children seeking support, information, counseling and advocacy.

**292,207**  
Volunteer  
Hours



Clients Served **60,301**

### Gender



### Age

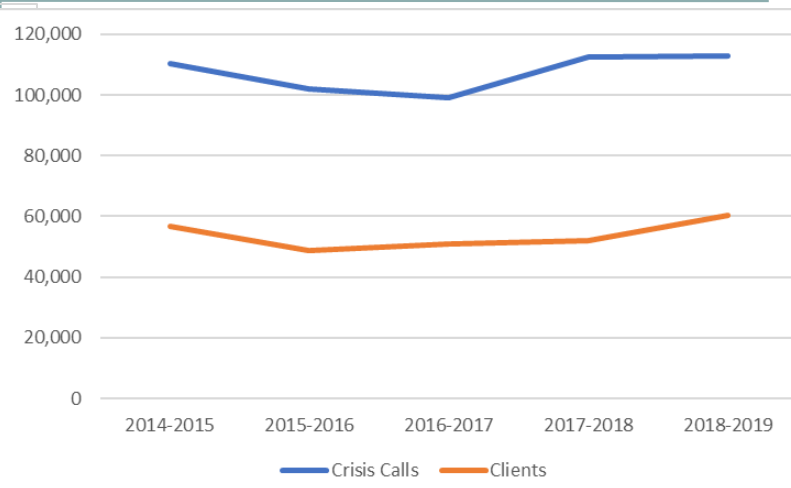
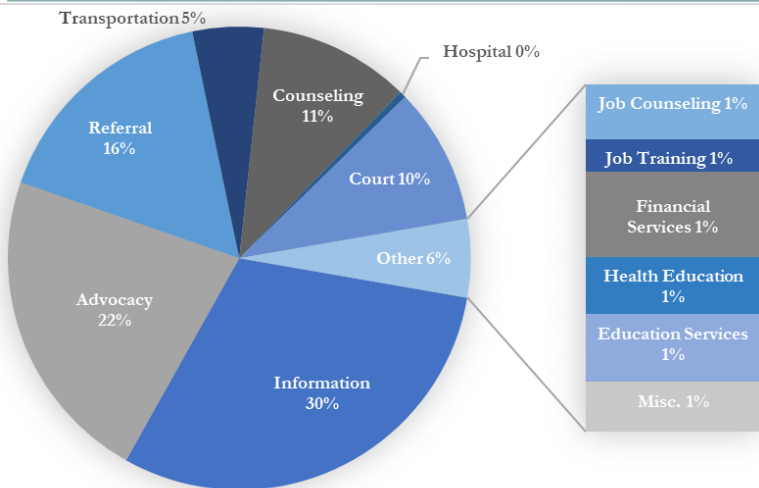
Minors 0-17 (11,072) **18%**

Adults 18+ (45,323) **75%**

\*3,906 clients served had an unknown age

### What do grantees provide to victims of domestic violence?

- ◇ **11,138** victims received shelter services, which refers to providing shelter in a facility or a local safe home or hotel
- ◇ **41%** of clients that received shelter services were children
- ◇ **5,752** victims were referred to other shelters due to lack of space
- ◇ **9,057** support groups provided
- ◇ **27%** of the support groups were for children
- ◇ Over **7,000** educational presentations & professional trainings conducted



### Services Provided by Domestic Violence Agencies

Information (32%) and Advocacy (20%) make up over 50% of the total services provided. Other services provided include: job counseling, job training, financial, health education, education.

### Domestic Violence Crisis Calls & Clients over 5 years

The number of crisis calls and clients served have been increasing since fiscal year 2016-2017. The number of clients served in 2018-2019 is a five year high at 60,301. The second highest is 56,664 in fiscal year 2014-2015.


\*\*Reporting change occurred July 2015, which may have resulted in a decrease in numbers.



# 2018-2019 Statistical Brief

Based on data from sexual assault state grantees reported July 2018-June 2019

The NC Council for Women and Youth Involvement compiles semi-annual client services statistical data for domestic violence and sexual assault services utilized by women, men, and children seeking support, information, counseling and advocacy.



Clients Served\* **10,023**

\*Number of individuals served in person over 12-month period.

## Gender



## Age

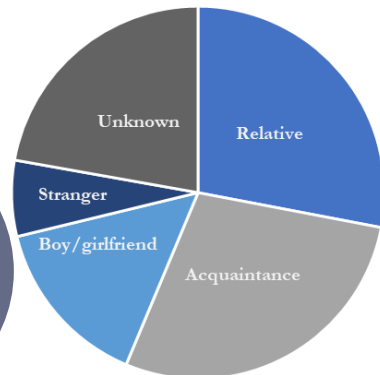
Minors 0-17 (2,446)

24%

Adults 18+ (6,783)

68%

\*794 clients served had an unknown age



### DID YOU KNOW?

Most victims know their perpetrator:

**28%** of victims were assaulted by a relative

**28%** of victims were assaulted by an acquaintance

Only **7%** of victims were assaulted by a stranger

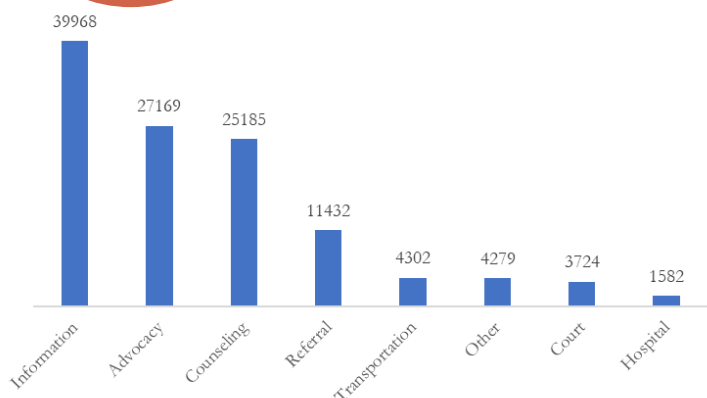
**248,230**  
Volunteer  
Hours

**189**

Human Trafficking  
Victims Served

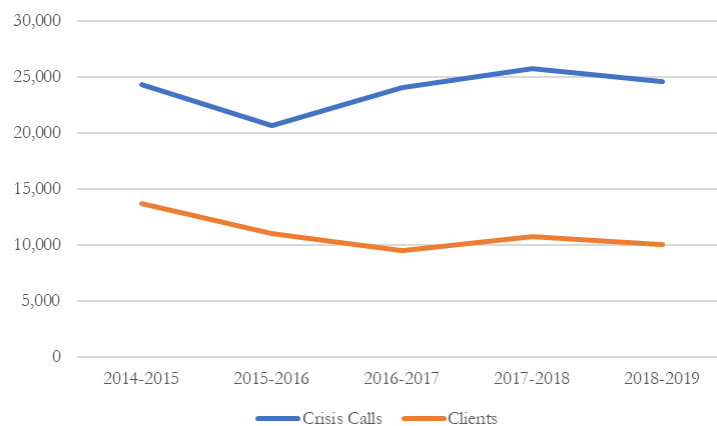
### What do grantees provide to victims of sexual assault?

- ◇ Over **5,800** educational presentations & professional trainings conducted
- ◇ **2,841** support groups provided
- ◇ **16%** of the support groups were for children



### Services Provided by Sexual Assault Agencies

Information (34%) and Advocacy (23%) make up over 50% of the total services provided by sexual assault agencies.



### Sexual Assault Crisis Calls & Clients over 5 years

The number of clients served and crisis calls received decreased from fiscal year 2017-2018 to 2018-2019. Often, sexual assault is underreported.

\*\*Reporting change occurred July 2015, which may have resulted in a decrease in numbers.