

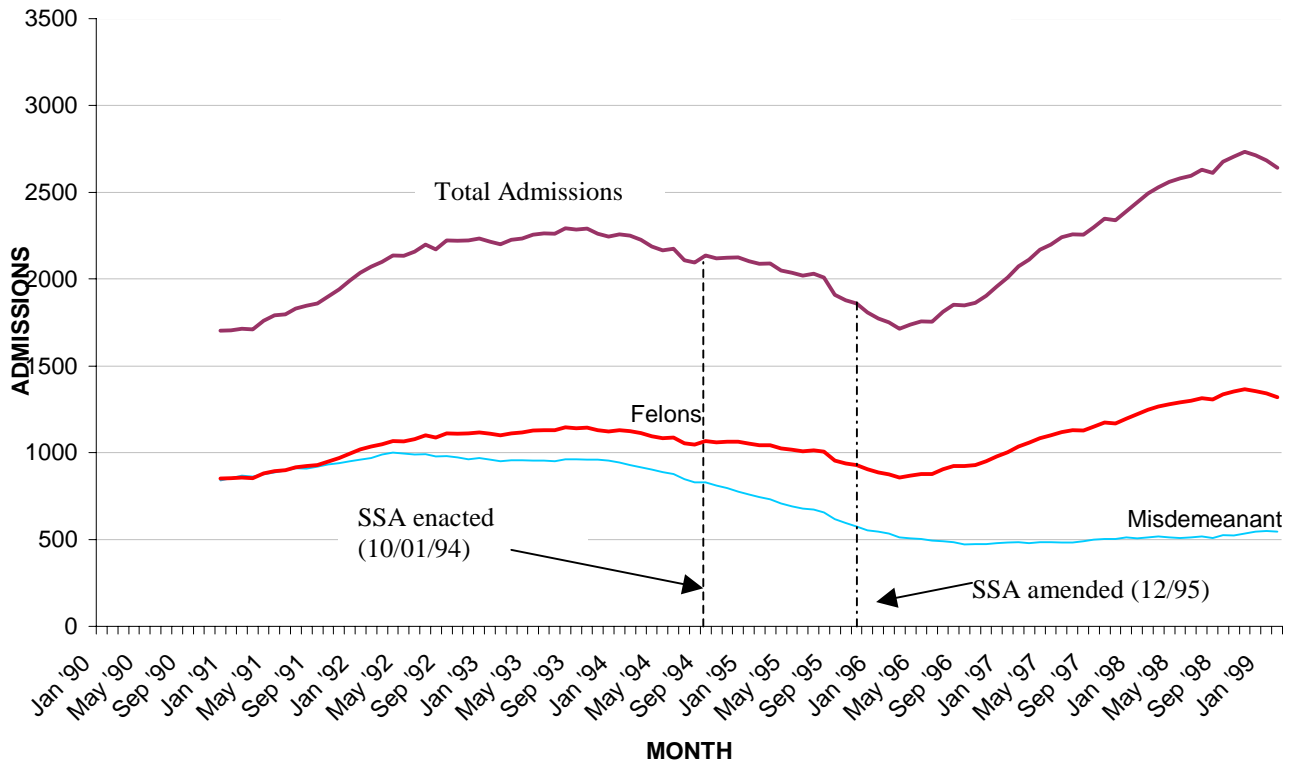
# North Carolina Prison Admissions Trends January 1990 through April 1999

Prepared By  
**Charles Stokes, Statistician**  
**Office of Research and Planning**

This report describes prison admissions data from January 1990 to April 1999. Research and Planning used a statistical procedure to “smooth” the actual data so that the trends are more evident.

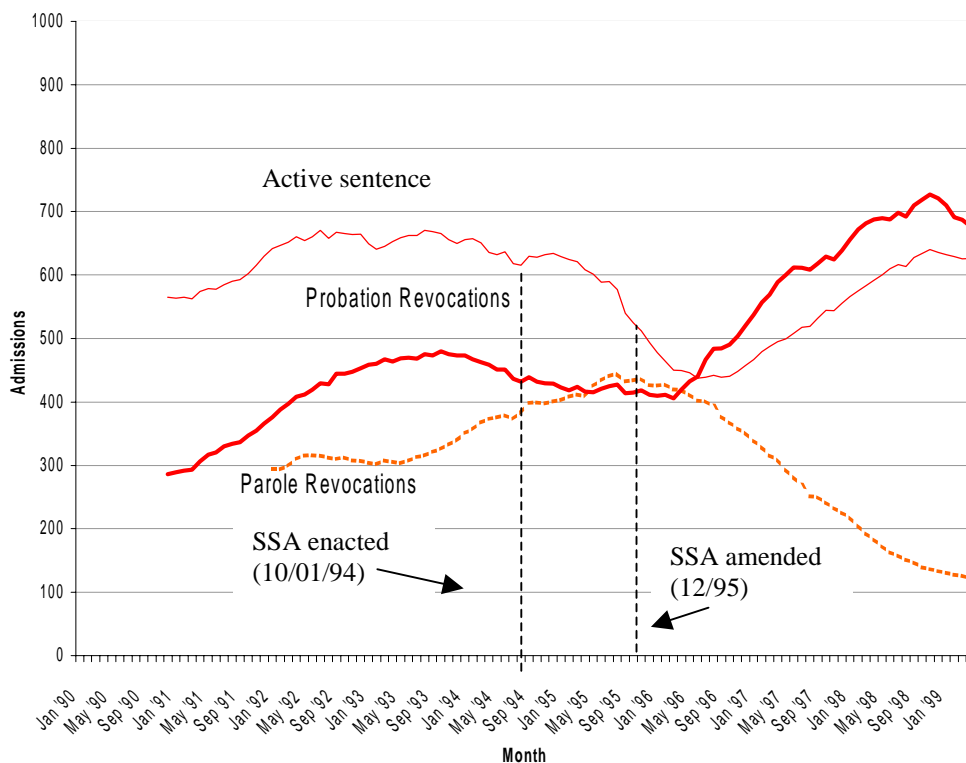
Chart I shows total admissions compared with felon and misdemeanor admissions. Chart II examines felon admissions with active sentences, probation revocations, and parole violations. Chart III shows misdemeanor admissions with active sentences and probation revocations.

**Chart I: TOTAL ADMISSION TRENDS**  
(Parole revocations are excluded)  
**January 1991 through February 1999**



After the Structured Sentencing Act was adopted, both felon and misdemeanor admissions decline. After the law was amended in 1995, admissions began increasing. It appears that felon admissions may have peaked at the end of 1998 while misdemeanor admissions remained nearly constant.

**Chart II: TOTAL FELON ADMISSIONS TRENDS  
January 1991 through April 1999**

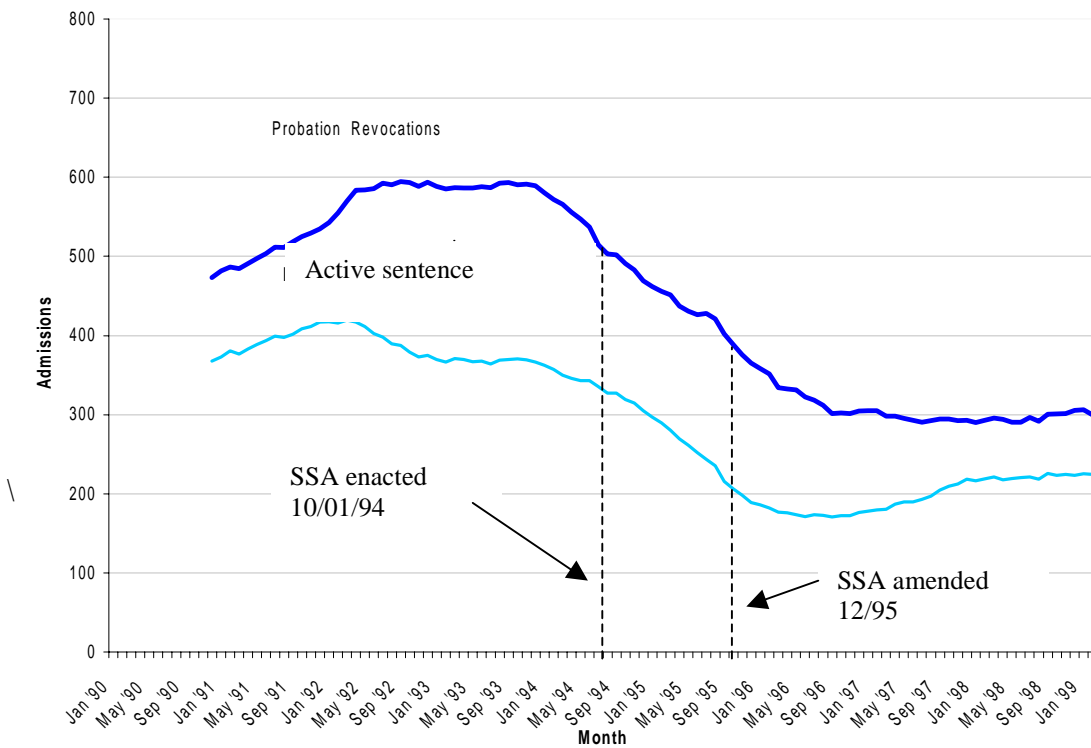


After the enactment of Structured Sentencing, felon admissions with active sentences declined each month until after the Structured Sentencing Act was amended. During the second quarter of 1996, felon active sentence admissions began increasing and may have peaked at the end of 1998.

Beginning in 1994, felon probation revocation admissions began declining, probably due to probation policies. In 1996, felon probation revocation admissions began dramatically increasing, far outstripping felon active sentence admissions.

Felon parole revocation admissions reflect the mandate of the Structured Sentencing Act to eliminate parole. Since 1996, they have continued to decline.

**Chart III: MISDEMEANANT ADMISSION TRENDS**  
**January 1991 through February 1999**



Reductions in misdemeanor admissions over the last six years may be explained by three policy changes: increased use of Intensive Supervision Probation for misdemeanants; the Division of Community Corrections' (DCC) adoption of a new probation violation policy; and the enactment of Structured Sentencing.

The major impact on active misdemeanor sentence admissions was Structured Sentencing since it made many misdemeanants ineligible for jail/prison sentences. The increase in misdemeanor sentence admissions since 1997 may be due to prosecutorial practices.