

Getting Started Guide Member Portal

Your member portal gives you quick access to your vision benefits information. Member account information is shared by all covered family dependents; family members may log in as the primary member.

Logging In

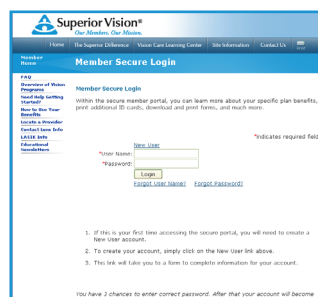
You can access the member portal by visiting our website at www.superiorvision.com



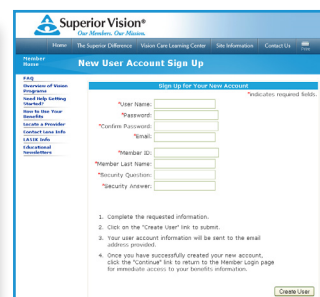
From the home page, select the "Members & Future Members" link.



From the member home page, click the "Secure Login" button.



Click on "New User". The New User Account screen will let you create your own username and password for the secure area of the site. You will have immediate access.

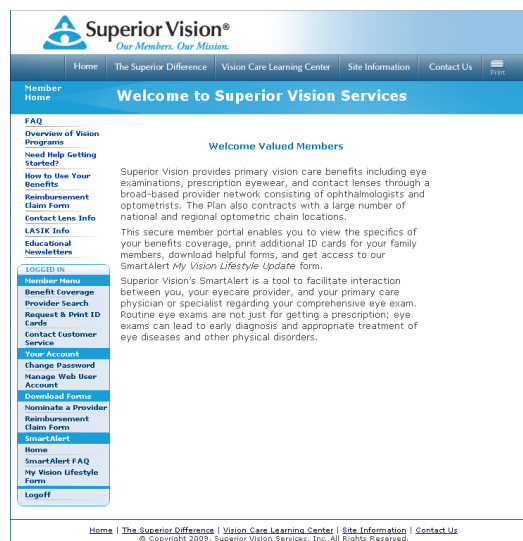


For all subsequent visits, enter your login information to access the member portal.

Key Functions

Within the secure area, you will have access to key functions for using your benefits:

- Locate a provider
- View your benefits coverage
- Request and print ID cards
- Manage your Web user account
- Download forms
- Contact Customer Service



Customer Service

800-507-3800

Monday – Friday 5:00 AM to 6:00 PM PST
Saturday 8:00 AM to 1:30 PM PST