













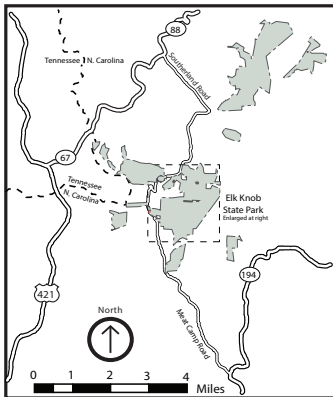






# ELK KNOB STATE PARK

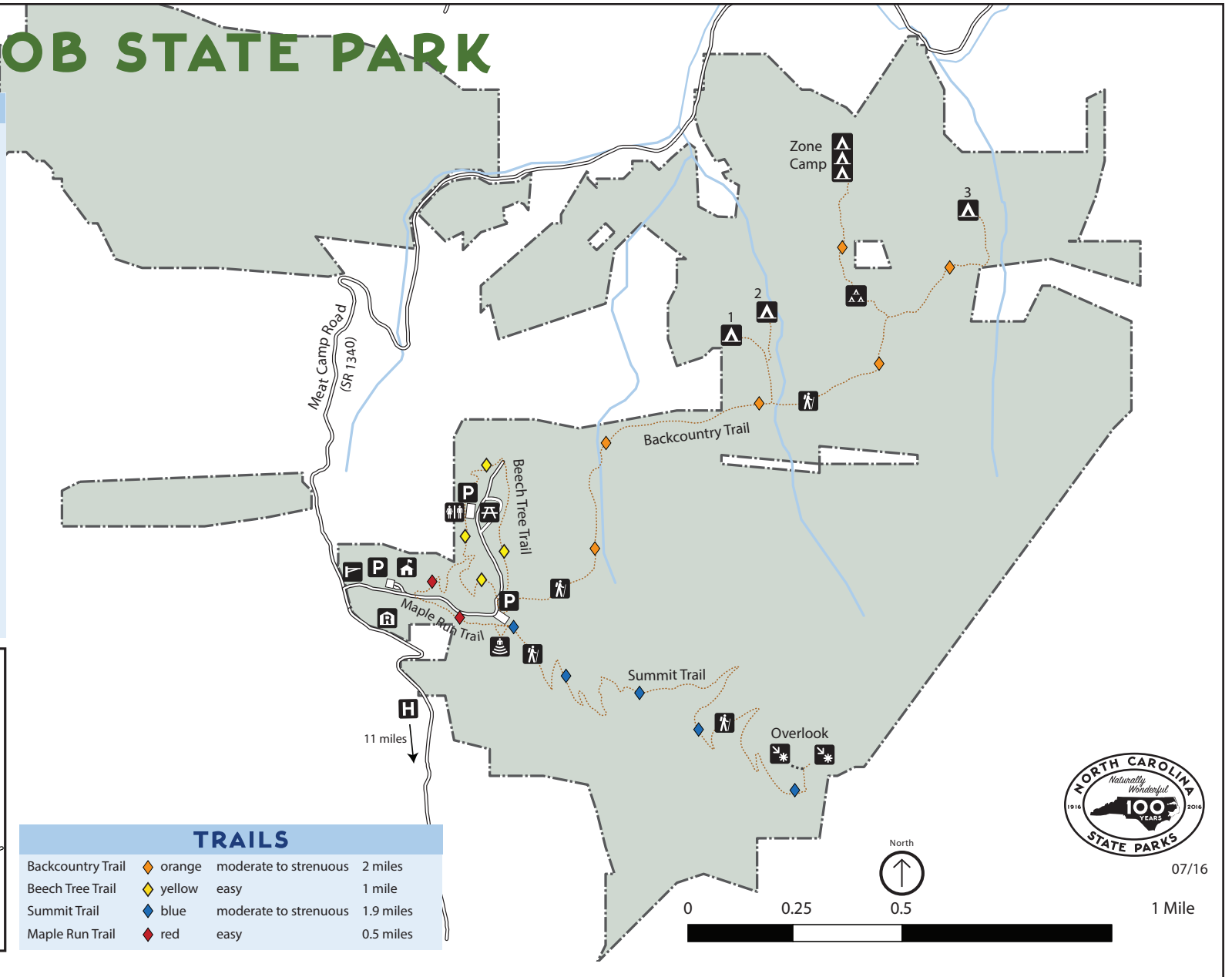
## LEGEND

-  Amphitheater
-  Camping
-  Group Camping
-  Hiking Trails
-  Hospital - Watauga Medical Center 828-262-4100  
Emergency Dial 911
-  Park Boundary
-  Park Gate
-  Park Office
-  Parking
-  Picnic Area
-  Point of Interest
-  Ranger Residence
-  Restrooms
-  Roads



### TRAILS

Backcountry Trail		moderate to strenuous	2 miles
Beech Tree Trail		easy	1 mile
Summit Trail		moderate to strenuous	1.9 miles
Maple Run Trail		easy	0.5 miles



07/16

1 Mile

A larger map is available at the park office.