

# NEW RIVER STATE PARK
















US HWY. 221 ACCESS (DRIVE-IN)

358 New River State Park Road Laurel Springs, NC 28644

GPS: 36.467680,-81.340350

new.river@ncparks.gov (336) 982-2587

## LEGEND

-  Accessible
-  Bathhouse
-  Dump Station
-  Full Hook-Up Campsites
-  Electric Campsites
-  Firewood
-  Hiking Trail
-  Parking Area
-  Recycling
-  Restrooms
- Roads
-  Telephone
-  Traffic Flow Direction
-  Trash Bin
-  Visitor Center
-  Water Spigot

## SITE LENGTHS

The following information is provided to assist with campsite selection based on appropriate equipment size.

Site 1 - 33ft	Site 6 - 33ft	Site 11 - 54ft	Site 16 - 34ft
Site 2 - 42ft	Site 7 - 40ft	Site 12 - 53ft	Site 17 - 67ft
Site 3 - 39ft	Site 8 - 40ft	Site 13 - 47ft	Site 18 - 40ft
Site 4 - 55ft	Site 9 - 42ft	Site 14 - 62ft	Site 19 - 38ft
Site 5 - 34ft	Site 10 - 48ft	Site 15 - 49ft	Site 20 - 50ft

There will be a \$10 fee to switch sites after check-in.

