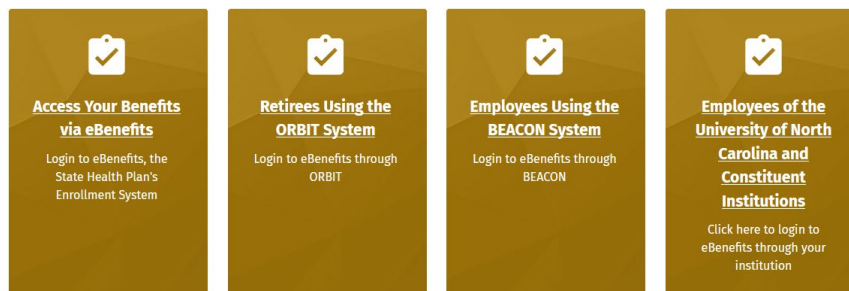
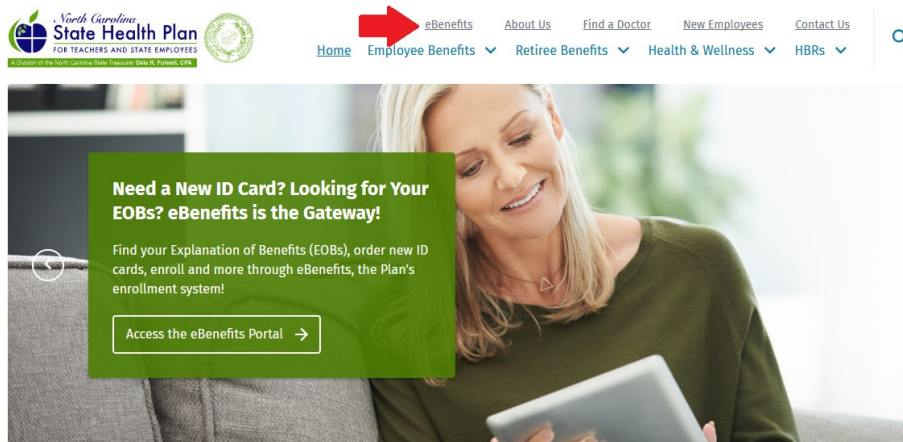


Need to Select or Update Your Primary Care Provider?

Selecting or updating your Primary Care Provider (PCP) in eBenefits, the Plan's enrollment system, is now easier than ever. Remember, it takes 5-7 days for changes to be made and a new member ID card to be issued.

Follow the steps below to select or update your PCP:

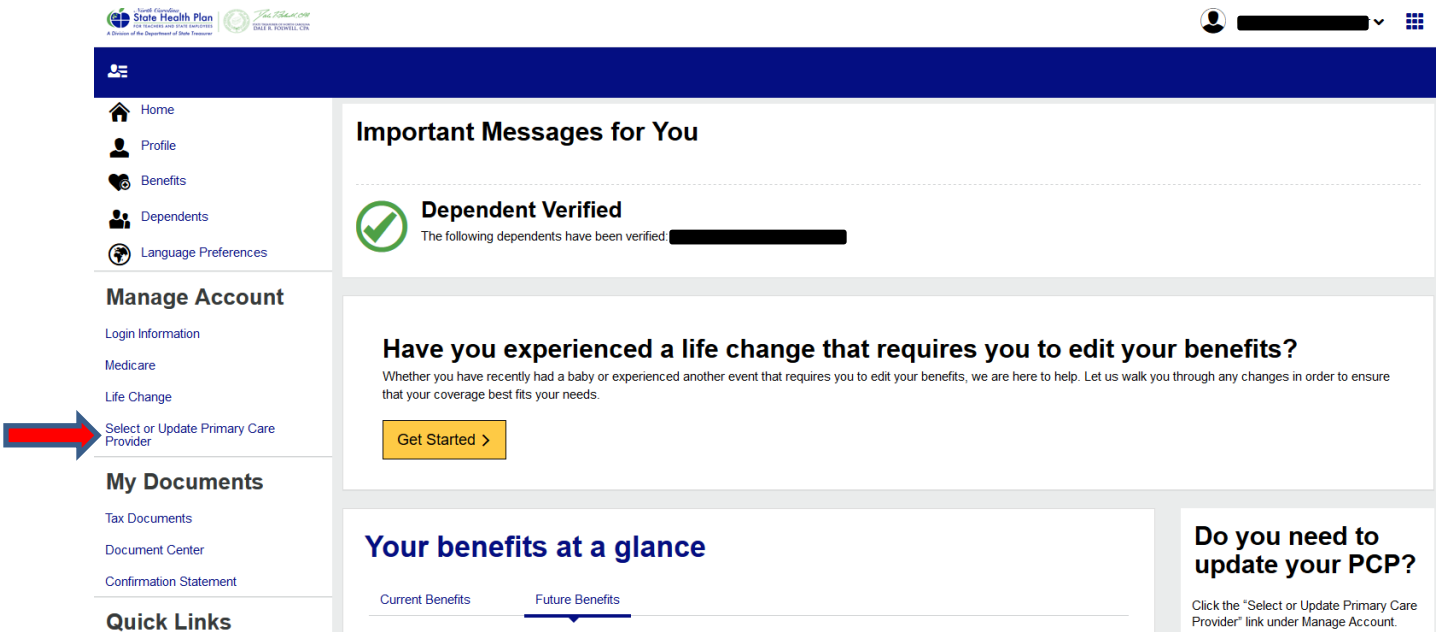
1. Go to the State Health Plan website at www.shpnc.org and click on **eBenefits** at the top of the landing page. Then, click on the applicable gold button.



- Once you are logged in, click inside the green button where it says, "Click Here to View Your Benefits."



- Once you are logged in on the eBenefits home page, on the left-hand menu, there will be a **Select or Update Primary Care Provider** link. Click this link.



The screenshot shows the eBenefits home page. At the top left, there are logos for the State Health Plan and The Tobacco Trust. The top right shows a user profile icon and a grid icon. The left-hand menu includes: Home, Profile, Benefits, Dependents, Language Preferences, Manage Account (with sub-links: Login Information, Medicare, Life Change, and **Select or Update Primary Care Provider**), My Documents (with sub-links: Tax Documents, Document Center, Confirmation Statement), and Quick Links. A red arrow points to the 'Select or Update Primary Care Provider' link. The main content area features: 'Important Messages for You' with a 'Dependent Verified' message; a section titled 'Have you experienced a life change that requires you to edit your benefits?' with a 'Get Started >' button; 'Your benefits at a glance' with 'Current Benefits' and 'Future Benefits' tabs; and a 'Do you need to update your PCP?' message with instructions to click the 'Select or Update Primary Care Provider' link.


4. Select Search.

A Division of the Department of State Treasurer

Search from the list of providers to enter your PCP (Primary Care Provider) information.

PCP Copay Reduction Reminder

This will bring you to the Blue Cross NC website where you can search for provider name, facility and specialty.

 English

FRIENDLY NOTE

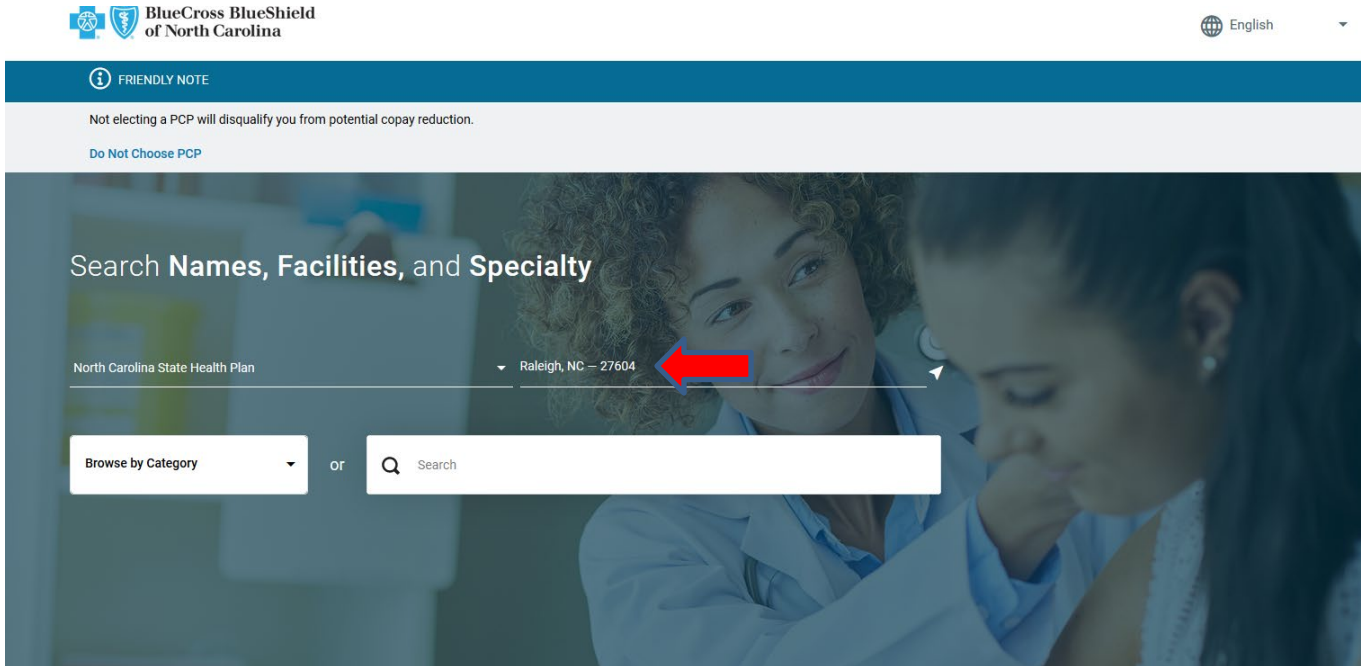
Not electing a PCP will disqualify you from potential copay reduction.
[Do Not Choose PCP](#)

Search Names, Facilities, and Specialty

North Carolina State Health Plan Raleigh, NC - 27604

or

If you do not already know the provider or facility you want, you can also search for one by location. Type in the location you would like to search.



BlueCross BlueShield of North Carolina English

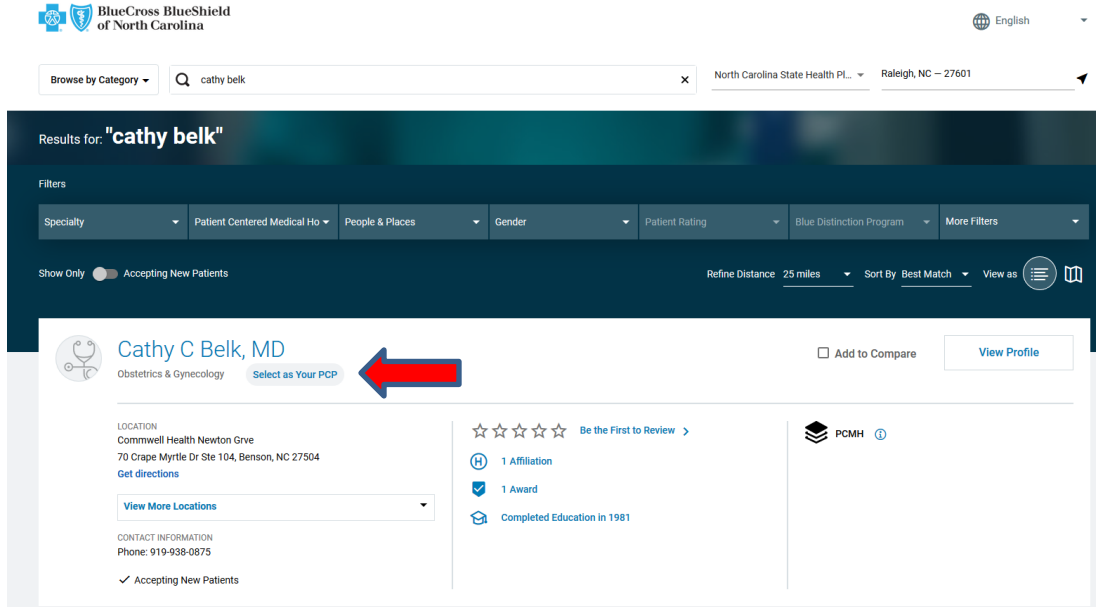
FRIENDLY NOTE
Not electing a PCP will disqualify you from potential copay reduction.
[Do Not Choose PCP](#)

Search Names, Facilities, and Specialty

North Carolina State Health Plan Raleigh, NC - 27604

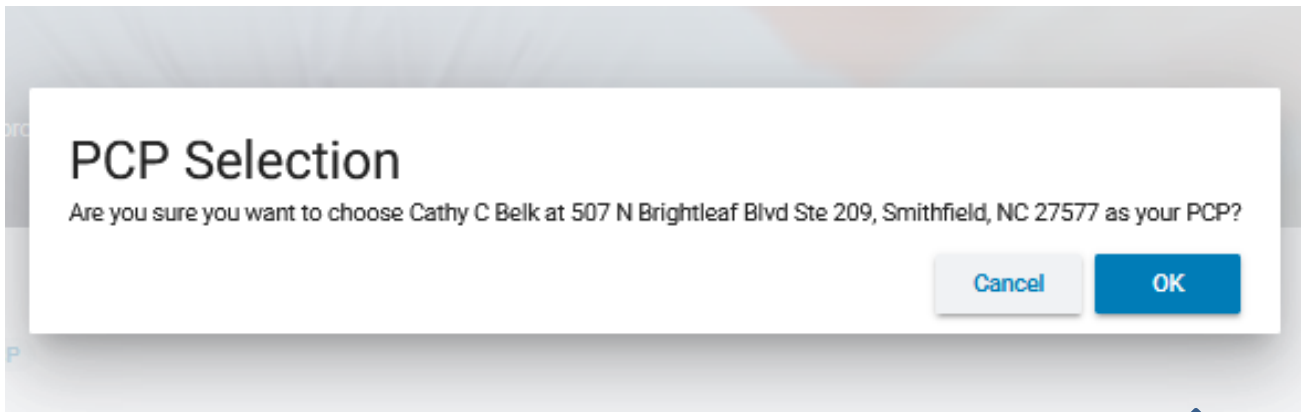
Browse by Category or

5. Select the desired provider by clicking **Select as PCP**.



The screenshot shows the BlueCross BlueShield of North Carolina website. At the top, there is a search bar with 'cathy belk' entered. Below the search bar, there are filters for Specialty, Patient Centered Medical Ho, People & Places, Gender, Patient Rating, Blue Distinction Program, and More Filters. A red arrow points to the 'Select as Your PCP' button next to the provider's name, Cathy C Belk, MD, who is listed as an Obstetrics & Gynecology provider. The provider's profile includes location information (70 Cape Myrtle Dr Ste 104, Benson, NC 27504), contact information (Phone: 919-938-0875), and a 'View More Locations' dropdown menu. There are also buttons for 'Add to Compare' and 'View Profile'.

6. Select **OK**.



The screenshot shows a confirmation dialog box titled 'PCP Selection'. The text inside the dialog asks: 'Are you sure you want to choose Cathy C Belk at 507 N Brightleaf Blvd Ste 209, Smithfield, NC 27577 as your PCP?'. At the bottom right of the dialog, there are two buttons: 'Cancel' and 'OK'. A red arrow points to the 'OK' button.

7. This will bring you back to eBenefits with this provider now listed as your PCP, then click **Next**.

Search from the list of providers to enter your PCP (Primary Care Provider) information.

		PCP Name
<input type="text"/>	<input type="button" value="Search"/>	<input type="text"/>

8. Click **Next** on the Provider Summary page.

Provider Summary

		PCP Name
<input type="text"/>	<input type="text"/>	<input type="text"/>

9. Select **Next** on the Tobacco Attestation page.


Premium credits

> **Tobacco Attestation (Worth \$60 Premium Credit)**

I attest that I am **NOT** a tobacco user, or if I am a tobacco user, I agree to visit a **CVS Minute Clinic** for at least one tobacco cessation counseling session. (Please note: You may lose your individual \$60 monthly premium credit if you do not visit a CVS Minute Clinic within 60 days of your initial enrollment date.) As part of this attestation, I understand that making a false statement, representation or attestation could result in my termination from State Health Plan coverage. I also agree to cooperate with the Plan in any efforts to verify my tobacco status.


Select the appropriate response below:

- I am NOT a tobacco user
- I AM a tobacco user, BUT I agree to visit a CVS Minute Clinic for at least one tobacco cessation counseling session within 60 days from my initial enrollment date
- I AM a tobacco user



Next Previous Cancel

10. Select **Save** on Medical Summary page.

 **Medical**
80/20 PPO Plan

Offered By: Blue Cross and Blue Shield of North Carolina
Effective Date: 01/01/2020
You Pay: \$720.00 per month
Persons Covered: XXXXXXXXXX

Premium credits [Edit](#)
[Show details](#) ▾


Medicare
No policy on record

No medicare policy information on record

Additional Insurance [Edit](#)
No policy on record

No additional insurance policy information on record

Primary Care Provider [Edit](#)
[Show details](#) ▾



This will bring you back to eBenefits with this Provider now listed as your PCP.